

Straumann® Product Catalog

INTERNATIONAL EDITION

# Product Catalog 2022/2023



**Note**






A **list of abbreviations** can be found on the reverse of this fold-out page.



# List of abbreviations

ABS	Acrylonitrile butadiene styrene
ADLC	Amorphous diamond-like carbon
Al	Aluminum
AS	Angled Solution
BL	Bone Level
BLT	Bone Level Tapered
CI	Ceramic Implant
CIM	Ceramic Implant Monotype
EDTA	Ethylenediaminetetraacetic acid
EMD	Enamel matrix derivative
HT	High Translucent
LDPE	Low-density polyethylene
LT	Low Translucent
MI	Mini Implant
MO 0	Medium Opacity 0
MO 1	Medium Opacity 1
NC	Narrow CrossFit® = implant diameter 3.3 mm, BL and BLT implants
Ncm	Newton centimeter, measurement for torque
ND	Narrow Diameter = implant shoulder diameter 3.5 mm, Straumann® PURE Ceramic Implants
NNC	Narrow Neck CrossFit® = implant diameter 3.3 mm, implant shoulder diameter 3.5 mm, SP implants
PA	Polyamide
PC	Polycarbonate
PEEK	Polyetheretherketone
PMMA	Polymethylmethacrylate
POM	Polyoxymethylene
PPS	Polyphenylene sulfide
PS	Polystyrene
PSU	Polysulfone
RC	Regular CrossFit® = implant diameter 4.1 and 4.8 mm, BL and BLT implants
RD	Regular Diameter = implant shoulder diameter 4.8 mm, Straumann® PURE Ceramic Implants
RN	Regular Neck = implant shoulder diameter 4.8 mm, S/SP/TE implants
S	Standard
SC	Small CrossFit® = implant diameter 2.9 mm, BLT implants
SCS	Screw Carrying System
SP	Standard Plus
TAN	Titanium-aluminum-niobium alloy
TAV	Titanium-aluminum-vanadium alloy
Ti	Titanium
Ti-N	Titanium nitride
TiZr	Titanium-zirconium alloy (Roxolid®)
TS	Transversal screw retention
WN	Wide Neck = implant shoulder diameter 6.5 mm, S/SP/TE implants
xxx.xxx-04	Pack of 4
xxx.xxxV2	Pack of 2
xxx.xxxV4	Pack of 4
xxx.xxxV5	Pack of 5
xxx.xxxV10	Pack of 10
xxx.xxxV20	Pack of 20
ZrO2	Zirconium dioxide

# Table of Contents

	<p><b>Surgery</b> <span style="float: right;">5</span></p> <p>Implants Overview <span style="float: right;">6</span></p> <p>Explanation of Color Coding <span style="float: right;">11</span></p> <p>Tissue Level Implants <span style="float: right;">13</span></p> <p>  Straumann® Mini Implant System <span style="float: right;">21</span></p> <p>  Bone Level Implants <span style="float: right;">25</span></p> <p>  Straumann® PURE Ceramic Implant System <span style="float: right;">37</span></p> <p>  Straumann® Zygomatic Implant System <span style="float: right;">45</span></p>	<b>Surgery</b>
	<p><b>Prosthetics</b> <span style="float: right;">53</span></p> <p>Tissue Level NNC <span style="float: right;">55</span></p> <p>Tissue Level RN <span style="float: right;">69</span></p> <p>Tissue Level WN <span style="float: right;">87</span></p> <p>Bone Level Tapered SC <span style="float: right;">107</span></p> <p>Bone Level and Bone Level Tapered NC <span style="float: right;">111</span></p> <p>Bone Level and Bone Level Tapered RC <span style="float: right;">137</span></p> <p>Straumann® Classic <span style="float: right;">167</span></p>	<b>Prosthetics</b>
	<p><b>Biomaterials</b> <span style="float: right;">173</span></p> <p>Biomaterials <span style="float: right;">174</span></p> <p>Implant Health/Preventive Dentistry <span style="float: right;">186</span></p>	<b>Biomaterials</b>
	<p><b>CADCAM</b> <span style="float: right;">189</span></p> <p>CADCAM <span style="float: right;">190</span></p>	<b>CADCAM</b>
	<p><b>Instruments and Accessories</b> <span style="float: right;">199</span></p> <p>Surgery <span style="float: right;">200</span></p> <p>Prosthetics <span style="float: right;">225</span></p> <p>Demonstration Materials <span style="float: right;">231</span></p>	<b>Instruments and Accessories</b>
	<p><b>Information and Index</b> <span style="float: right;">237</span></p> <p>Contacts <span style="float: right;">238</span></p> <p>The Straumann® eShop and eServices <span style="float: right;">239</span></p> <p>The Straumann® Guarantee <span style="float: right;">240</span></p> <p>Important Information <span style="float: right;">241</span></p> <p>Index <span style="float: right;">242</span></p>	<b>Information and Index</b>



When searching the "Implants" chapter, first select the type of implant – Tissue Level, Bone Level, Ceramic or Mini Implant. Then specify the desired implant diameter. These are marked by colored rectangles on the side tabs of each page. Instruments and accessories can be found in the corresponding chapter.

### More than just an implant: **a sense of trust**

Every patient is different, every treatment is individualized – Straumann reflects this individuality in its implant products. Whether you choose a Soft Tissue Level, Bone Level or Ceramic implant, all implants offer you, the dentist, **a wide range of options**, simple handling, reliability and safety.

With the Straumann® Dental Implant System, you can cover a wide range of treatment options.

- A system including Tissue and Bone Level Implants for maximum freedom of choice
- SLActive®, SLA® and ZLA® surface technologies for predictable osseointegration
- Choice of high-performance materials – from zirconium dioxide to Roxolid® – to cover a wide range of indications
- More than 15 million Straumann implants sold worldwide

<b>Surgery</b>	
<b>Implants Overview</b>	<b>6</b>
<b>Explanation of Color Coding</b>	<b>11</b>
<b>Tissue Level Implants</b>	<b>13</b>
<b>Implants Ø 3.3 mm</b>	<b>14</b>
Implants	14
Closure Caps and Healing Caps	15
<b>Implants Ø 4.1 mm</b>	<b>16</b>
Implants	16
Closure Caps and Healing Caps	17
<b>Implants Ø 4.8 mm</b>	<b>18</b>
Implants	18
Closure Caps and Healing Caps	20
<b>Straumann® Mini Implant System</b>	<b>21</b>
<b>Straumann® Mini Implants Ø 2.4 mm</b>	<b>22</b>
Implants and Surgical Tools	22
Optiloc® Prosthetics Components	23
<b>Bone Level Implants</b>	<b>25</b>
<b>Implants Ø 2.9 mm</b>	<b>26</b>
Implants	26
Closure Caps and Healing Abutments	27
<b>Implants Ø 3.3 mm</b>	<b>28</b>
Implants	28
Closure Caps and Healing Abutments	29
<b>Implants Ø 4.1 mm</b>	<b>30</b>
Implants	30
Closure Caps and Healing Abutments	31
<b>Implants Ø 4.8 mm</b>	<b>33</b>
Implants	33
Closure Caps and Healing Abutments	34
<b>Straumann® PURE Ceramic Implant System</b>	<b>37</b>
<b>Straumann® PURE Ceramic Implant Monotype Ø 3.3 mm</b>	<b>38</b>
Implants	38
Components	39
<b>Straumann® PURE Ceramic Implant Monotype Ø 4.1 mm</b>	<b>40</b>
Implants	40
Components	41
<b>Straumann® PURE Ceramic Implant Ø 4.1 mm</b>	<b>42</b>
Implants and Healing Components	42
Components	43
<b>Straumann® Zygomatic Implant System</b>	<b>45</b>
<b>Straumann® Zygomatic Implants</b>	<b>46</b>
Implants	46
Components	47

## Roxolid® SLActive® Implants

Surgery




Standard Implants		RN	RN	RN	WN
		∅ 4.8 mm ∅ 3.3 mm	∅ 4.8 mm ∅ 4.1 mm	∅ 4.8 mm ∅ 4.8 mm	∅ 6.5 mm ∅ 4.8 mm
<b>SLActive®</b>		<b>S ∅ 3.3 RN</b>	<b>S ∅ 4.1 RN</b>	<b>S ∅ 4.8 RN</b>	<b>S ∅ 4.8 WN</b>
6 mm		–	033.530S	033.580S	033.600S
8 mm		033.501S	033.531S	033.581S	033.601S
10 mm		033.502S	033.532S	033.582S	033.602S
12 mm		033.503S	033.533S	033.583S	033.603S
14 mm		033.504S	033.534S	033.584S	–
16 mm		033.505S	033.535S	–	–





Standard Plus Implants	NNC	RN	RN	RN	WN
	∅ 3.5 mm ∅ 3.3 mm	∅ 4.8 mm ∅ 3.3 mm	∅ 4.8 mm ∅ 4.1 mm	∅ 4.8 mm ∅ 4.8 mm	∅ 6.5 mm ∅ 4.8 mm
<b>SLActive®</b>	<b>SP ∅ 3.3 NNC</b>	<b>SP ∅ 3.3 RN</b>	<b>SP ∅ 4.1 RN</b>	<b>SP ∅ 4.8 RN</b>	<b>SP ∅ 4.8 WN</b>
4 mm	–	–	033.043S	033.044S	033.045S
6 mm	–	–	033.560S	033.590S	033.610S
8 mm	033.416S	033.511S	033.561S	033.591S	033.611S
10 mm	033.417S	033.512S	033.562S	033.592S	033.612S
12 mm	033.418S	033.513S	033.563S	033.593S	033.613S
14 mm	033.419S	033.514S	033.564S	033.594S	–

NNC = Narrow Neck CrossFit®, RN = Regular Neck, S = Standard, SP = Standard Plus, WN = Wide Neck

Roxolid® SLActive® Implants

Surgery

Bone Level Implants		NC	RC	RC	
		 <p>∅ 3.3 mm</p> <p>∅ 3.3 mm</p>	 <p>∅ 4.1 mm</p> <p>∅ 4.1 mm</p>	 <p>∅ 4.8 mm</p> <p>∅ 4.8 mm</p>	
<b>SLActive®</b>		<b>BL ∅ 3.3 NC</b>	<b>BL ∅ 4.1 RC</b>	<b>BL ∅ 4.8 RC</b>	
8 mm		021.2308	021.4308	021.6308	
10 mm		021.2310	021.4310	021.6310	
12 mm		021.2312	021.4312	021.6312	
14 mm		021.2314	021.4314	021.6314	







Bone Level Tapered Implants	SC	NC	RC	RC	
	 <p>∅ 2.9 mm</p>	 <p>∅ 3.3 mm</p>	 <p>∅ 4.1 mm</p>	 <p>∅ 4.8 mm</p>	
<b>SLActive®</b>	<b>BLT ∅ 2.9 SC</b>	<b>BLT ∅ 3.3 NC</b>	<b>BLT ∅ 4.1 RC</b>	<b>BLT ∅ 4.8 RC</b>	
8 mm	–	021.3308	021.5308	021.7308	
10 mm	021.0010	021.3310	021.5310	021.7310	
12 mm	021.0012	021.3312	021.5312	021.7312	
14 mm	021.0014	021.3314	021.5314	021.7314	
16 mm	–	021.3316	021.5316	021.7316	
18 mm	–	021.3318	021.5318	021.7318	

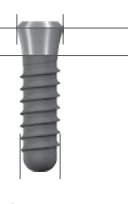
BL = Bone Level, BLT = Bone Level Tapered, NC = Narrow CrossFit®, RC = Regular CrossFit®, SC = Small CrossFit®

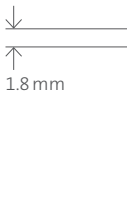

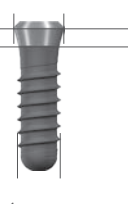




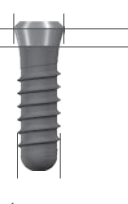



## Roxolid® SLA® Implants

Surgery

Standard Implants					
					
	2.8 mm	3.8 mm	4.8 mm		
					
	∅ 2.4 mm	∅ 2.4 mm	∅ 2.4 mm		
<b>SLA®</b>	<b>S ∅ 2.4</b>	<b>S ∅ 2.4</b>	<b>S ∅ 2.4</b>		
10 mm	042.944S	042.950S	042.952S		
12 mm	042.945S	042.951S	042.953S		
14 mm	042.946S	–	–		




Standard Implants		RN	RN	RN	WN
					
	2.8 mm				2.6 mm
					
		∅ 4.8 mm	∅ 4.8 mm	∅ 4.8 mm	∅ 6.5 mm
		∅ 3.3 mm	∅ 4.1 mm	∅ 4.8 mm	∅ 4.8 mm
<b>SLA®</b>		<b>S ∅ 3.3 RN</b>	<b>S ∅ 4.1 RN</b>	<b>S ∅ 4.8 RN</b>	<b>S ∅ 4.8 WN</b>
6 mm		–	043.155S	043.061S	043.606S
8 mm		043.255S	043.156S	043.062S	043.607S
10 mm		043.256S	043.157S	043.063S	043.608S
12 mm		043.257S	043.158S	043.064S	043.609S
14 mm		043.258S	043.159S	043.065S	–
16 mm		043.259S	043.160S	–	–





Standard Plus Implants		NNC	RN	RN	RN	WN
						
	1.8 mm				1.6 mm	
						
		∅ 3.5 mm	∅ 4.8 mm	∅ 4.8 mm	∅ 4.8 mm	∅ 6.5 mm
		∅ 3.3 mm	∅ 3.3 mm	∅ 4.1 mm	∅ 4.8 mm	∅ 4.8 mm
<b>SLA®</b>		<b>SP ∅ 3.3 NNC</b>	<b>SP ∅ 3.3 RN</b>	<b>SP ∅ 4.1 RN</b>	<b>SP ∅ 4.8 RN</b>	<b>SP ∅ 4.8 WN</b>
6 mm		–	–	043.161S	043.066S	043.655S
8 mm		043.416S	043.260S	043.162S	043.067S	043.656S
10 mm		043.417S	043.261S	043.163S	043.068S	043.657S
12 mm		043.418S	043.262S	043.164S	043.069S	043.658S
14 mm		043.419S	043.263S	043.165S	043.070S	–

NNC = Narrow Neck CrossFit®, RN = Regular Neck, S = Standard, SP = Standard Plus, WN = Wide Neck

Roxolid® SLA® Implants

Surgery






Bone Level Implants		NC	RC	RC	
		 <p>∅ 3.3 mm</p> <p>∅ 3.3 mm</p>	 <p>∅ 4.1 mm</p> <p>∅ 4.1 mm</p>	 <p>∅ 4.8 mm</p> <p>∅ 4.8 mm</p>	
<b>SLA®</b>		<b>BL ∅ 3.3 NC</b>	<b>BL ∅ 4.1 RC</b>	<b>BL ∅ 4.8 RC</b>	
8 mm		021.2508	021.4508	021.6508	
10 mm		021.2510	021.4510	021.6510	
12 mm		021.2512	021.4512	021.6512	
14 mm		021.2514	021.4514	021.6514	


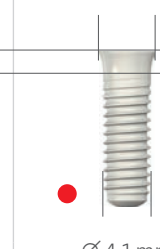
Bone Level Tapered Implants	SC	NC	RC	RC	
	 <p>∅ 2.9 mm</p>	 <p>∅ 3.3 mm</p>	 <p>∅ 4.1 mm</p>	 <p>∅ 4.8 mm</p>	
<b>SLA®</b>	<b>BLT ∅ 2.9 SC</b>	<b>BLT ∅ 3.3 NC</b>	<b>BLT ∅ 4.1 RC</b>	<b>BLT ∅ 4.8 RC</b>	
8 mm	–	021.3508	021.5508	021.7508	
10 mm	021.0110	021.3510	021.5510	021.7510	
12 mm	021.0112	021.3512	021.5512	021.7512	
14 mm	021.0114	021.3514	021.5514	021.7514	
16 mm	–	021.3516	021.5516	021.7516	
18 mm	–	021.3518	021.5518	021.7518	

BL = Bone Level, BLT = Bone Level Tapered, NC = Narrow CrossFit®, RC = Regular CrossFit®, SC = Small CrossFit®

## Straumann® Ceramic Implant System

Surgery





Straumann® PURE Ceramic Implants Monotype	ND		RD	
Level of the implant post	AH 4.0 mm	AH 5.5 mm	AH 4.0 mm	AH 5.5 mm
	∅ 3.5 mm	∅ 3.5 mm	∅ 4.8 mm	∅ 4.8 mm
				
<b>ZLA®</b>	<b>∅ 3.3 ND</b>	<b>∅ 3.3 ND</b>	<b>∅ 4.1 RD</b>	<b>∅ 4.1 RD</b>
8 mm	031.001S	031.011S	031.021S	031.031S
10 mm	031.002S	031.012S	031.022S	031.032S
12 mm	031.003S	031.013S	031.023S	031.033S
14 mm	031.004S	031.014S	031.024S	031.034S

Straumann® PURE Ceramic Implants *			RD	
			∅ 4.8 mm	
				
<b>ZLA®</b>			<b>∅ 4.1 RD</b>	
8 mm			032.000S	
10 mm			032.001S	
12 mm			032.002S	
14 mm			032.003S	

ND = Narrow Diameter, RD = Regular Diameter, AH = Abutment height

\* availability depending on country registration

## Explanation of coding and types

Color coding		
	blue	Endosteal implant diameter 2.9 mm
	yellow	Endosteal implant diameter 3.3 mm
	red	Endosteal implant diameter 4.1 mm
	green	Endosteal implant diameter 4.8 mm




Implant types		
TL	S	Standard Implant
	SP	Standard Plus Implant
	MI	Mini Implant
	CIM	Ceramic Implant Monotype
	CI	Ceramic Implant
BL	BL	Bone Level Implant
	BLT	Bone Level Tapered Implant

Connection types	
NNC: Narrow Neck CrossFit® Ø 3.5 mm	Ø 3.5 mm 
RN: Regular Neck Ø 4.8 mm	Ø 4.8 mm 
WN: Wide Neck Ø 6.5 mm	Ø 6.5 mm 
MI: Mini Implant System with Optiloc® Retentive System	Ø 3.4 mm 
SC: Small CrossFit® Ø 2.9 mm	Ø 2.9 mm 
NC: Narrow CrossFit® Ø 3.3 mm	Ø 3.3 mm 
RC: Regular CrossFit® Ø 4.1 and Ø 4.8 mm	Ø 4.1 mm    Ø 4.8 mm 
ND: Narrow Diameter Ø 3.5 mm	Ø 3.5 mm 
RD: Regular Diameter Ø 4.8 mm	Ø 4.8 mm    Ø 4.8 mm 



# Tissue Level Implants

## Roxolid® SLActive®

Product	Platform	Image	Material	Length	Art.-No.
Standard Plus NNC Ø 3.3	NNC – Narrow Neck CrossFit® Ø 3.5 mm		Roxolid®	8 mm	033.416S
				10 mm	033.417S
				12 mm	033.418S
				14 mm	033.419S
Standard Plus Ø 3.3	RN – Regular Neck Ø 4.8 mm		Roxolid®	8 mm	033.511S
				10 mm	033.512S
				12 mm	033.513S
				14 mm	033.514S
Standard Ø 3.3			Roxolid®	8 mm	033.501S
				10 mm	033.502S
				12 mm	033.503S
				14 mm	033.504S
				16 mm	033.505S

## Roxolid® SLA®

Product	Platform	Image	Material	Length	Art.-No.
Standard Plus NNC Ø 3.3	NNC – Narrow Neck CrossFit® Ø 3.5 mm		Roxolid®	8 mm	043.416S
				10 mm	043.417S
				12 mm	043.418S
				14 mm	043.419S
Standard Plus Ø 3.3	RN – Regular Neck Ø 4.8 mm		Roxolid®	8 mm	043.260S
				10 mm	043.261S
				12 mm	043.262S
				14 mm	043.263S
Standard Ø 3.3			Roxolid®	8 mm	043.255S
				10 mm	043.256S
				12 mm	043.257S
				14 mm	043.258S
				16 mm	043.259S

### NNC Closure Caps and Healing Caps

Product	Image	Description	Height	Material	Art.-No.
<b>Closure Caps</b>					
Sterile NNC Closure Cap		Ø 2.6 mm, small	0 mm	Ti	048.324S
		Ø 2.6 mm, small, packaging 4 pieces			048.324SV4
		Ø 4 mm, large	1,5 mm	048.325S	
		Ø 4 mm, large, packaging 4 pieces		048.325SV4	
<b>Healing Caps</b>					
Sterile NNC Healing Cap		Ø 4 mm, reduced height	3 mm	Ti	048.071S
		Ø 4 mm, regular height	4,5 mm		048.074S
		Ø 4 mm, labial bevel	2 mm	Ti/TAN	048.082S

### RN Closure Caps and Healing Caps

Product	Image	Description	Height	Material	Art.-No.
<b>Closure Caps</b>					
Sterile RN Closure Cap		Ø 3.5 mm, small	0 mm	Ti	048.371S
		Ø 3.5 mm, small, packaging 4 pieces			048.371SV4
		Ø 6 mm, large	1,5 mm	048.373S	
		Ø 6 mm, large, packaging 4 pieces		048.373SV4	
<b>Healing Caps</b>					
Sterile RN Healing Cap		Ø 5.5 mm	2 mm	Ti	048.033S
			3 mm		048.034S
			4,5 mm		048.037S
		Ø 5.5 mm, labial bevel, small	2 mm	048.028S	
		Ø 5.5 mm, labial bevel, large	3,5 mm	048.029S	



Surgery

## Roxolid® SLActive®

4.1

Product	Platform	Image	Material	Length	Art.-No.
Standard Plus Ø 4.1	RN – Regular Neck Ø 4.8 mm		Roxolid®	4 mm	033.043S
				6 mm	033.560S
				8 mm	033.561S
				10 mm	033.562S
				12 mm	033.563S
				14 mm	033.564S
Standard Ø 4.1			Roxolid®	6 mm	033.530S
				8 mm	033.531S
				10 mm	033.532S
				12 mm	033.533S
				14 mm	033.534S
				16 mm	033.535S

## Roxolid® SLA®

Product	Platform	Image	Material	Length	Art.-No.
Standard Plus Ø 4.1	RN – Regular Neck Ø 4.8 mm		Roxolid®	6 mm	043.161S
				8 mm	043.162S
				10 mm	043.163S
				12 mm	043.164S
				14 mm	043.165S
Standard Ø 4.1			Roxolid®	6 mm	043.155S
				8 mm	043.156S
				10 mm	043.157S
				12 mm	043.158S
				14 mm	043.159S
				16 mm	043.160S

## RN Closure Caps and Healing Caps

4.1





Surgery

Product	Image	Description	Height	Material	Art.-No.
<b>Closure Caps</b>					
Sterile RN Closure Cap		Ø 3.5 mm, small	0 mm	Ti	048.371S
		Ø 3.5 mm, small, packaging 4 pieces			048.371SV4
		Ø 6 mm, large	1,5 mm		048.373S
		Ø 6 mm, large, packaging 4 pieces			048.373SV4
<b>Healing Caps</b>					
Sterile RN Healing Cap		Ø 5.5 mm	2 mm	Ti	048.033S
			3 mm		048.034S
			4,5 mm		048.037S
		Ø 5.5 mm, labial bevel, small	2 mm		048.028S
		Ø 5.5 mm, labial bevel, large	3,5 mm		048.029S

Roxolid® SLActive®





4.8

Surgery

Product	Platform	Image	Material	Length	Art.-No.
Standard Plus Ø 4.8	RN – Regular Neck Ø 4.8 mm		Roxolid®	4 mm	033.044S
				6 mm	033.590S
				8 mm	033.591S
				10 mm	033.592S
				12 mm	033.593S
				14 mm	033.594S
Standard Ø 4.8	RN – Regular Neck Ø 4.8 mm		Roxolid®	6 mm	033.580S
				8 mm	033.581S
				10 mm	033.582S
				12 mm	033.583S
Standard Plus Ø 4.8	WN – Wide Neck Ø 6.5 mm		Roxolid®	4 mm	033.045S
				6 mm	033.610S
				8 mm	033.611S
				10 mm	033.612S
				12 mm	033.613S
Standard Ø 4.8	WN – Wide Neck Ø 6.5 mm		Roxolid®	6 mm	033.600S
				8 mm	033.601S
				10 mm	033.602S
				12 mm	033.603S

Roxolid® SLA®




4.8  
Surgery

Product	Platform	Image	Material	Length	Art.-No.
Standard Plus Ø 4.8	RN – Regular Neck Ø 4.8 mm		Roxolid®	6 mm	043.066S
				8 mm	043.067S
				10 mm	043.068S
				12 mm	043.069S
				14 mm	043.070S
Standard Ø 4.8	RN – Regular Neck Ø 4.8 mm		Roxolid®	6 mm	043.061S
				8 mm	043.062S
				10 mm	043.063S
				12 mm	043.064S
				14 mm	043.065S
Standard Plus Ø 4.8	WN – Wide Neck Ø 6.5 mm		Roxolid®	6 mm	043.655S
				8 mm	043.656S
				10 mm	043.657S
				12 mm	043.658S
Standard Ø 4.8	WN – Wide Neck Ø 6.5 mm		Roxolid®	6 mm	043.606S
				8 mm	043.607S
				10 mm	043.608S
				12 mm	043.609S






## RN Closure Caps and Healing Caps

4.8

Surgery















Product	Image	Description	Height	Material	Art.-No.
<b>Closure Caps</b>					
Sterile RN Closure Cap		Ø 3.5 mm, small	0 mm	Ti	048.371S
		Ø 3.5 mm, small, packaging 4 pieces			048.371SV4
		Ø 6 mm, large	1,5 mm		048.373S
		Ø 6 mm, large, packaging 4 pieces			048.373SV4
<b>Healing Caps</b>					
Sterile RN Healing Cap		Ø 5.5 mm	2 mm	Ti	048.033S
			3 mm		048.034S
			4,5 mm		048.037S
		Ø 5.5 mm, labial bevel, small	2 mm		048.028S
		Ø 5.5 mm, labial bevel, large	3,5 mm		048.029S

## WN Closure Caps and Healing Caps








Product	Image	Description	Height	Material	Art.-No.
<b>Closure Caps</b>					
Sterile WN Closure Cap		Ø 4.3 mm	0 mm	Ti	048.375S
<b>Healing Caps</b>					
Sterile WN Healing Cap		Ø 7.2 mm	2 mm	Ti	048.038S
			3 mm		048.039S
			4,5 mm		048.053S
		Ø 7.2 mm, labial bevel	2 mm		048.030S

# Straumann® Mini Implant System

## Straumann® Mini Implants Roxolid® SLA®

Product	Image	Description	Material	Art.-No.
<b>Straumann® Mini Implants</b>				
Straumann® Mini Implant		Ø 2.4 mm, gingiva height 2.8 mm, length 10 mm	Roxolid®/ADLC	042.944S
		Ø 2.4 mm, gingiva height 2.8 mm, length 12 mm		042.945S
		Ø 2.4 mm, gingiva height 2.8 mm, length 14 mm		042.946S
		Ø 2.4 mm, gingiva height 3.8 mm, length 10 mm		042.950S
		Ø 2.4 mm, gingiva height 3.8 mm, length 12 mm		042.951S
		Ø 2.4 mm, gingiva height 4.8 mm, length 10 mm		042.952S
		Ø 2.4 mm, gingiva height 4.8 mm, length 12 mm		042.953S
<b>Auxiliary Parts</b>				
Paralleling Post		for Straumann® Mini Implants	TAV	046.796
Adapter Optiloc®		for handpiece, length 26 mm	Stainless steel	170.1-OPT
		for ratchet, length 17 mm		170.2-OPT
Needle Drill		long, Ø 1.6 mm, single-use	TAN	027.0007S
BLT Pilot Drill		long, Ø 2.2 mm, single-use		027.0011S
Optiloc® Model Analog		blue, packaging 4 pieces	AI	2102.0024-OPT
Optiloc® Impression Coping		white, packaging 4 pieces	POM	2102.0012-OPT







## Optiloc® Processing Package, Retention Inserts and Matrix Housings

Product	Image	Description	Material	Art.-No.
<b>Processing Package</b>				
Optiloc® Processing Package		includes: 2102.0001-OPT Matrix Housing, titanium, 2 pieces 2102.0004-OPT Retention Insert, white (light), 2 pieces 2102.0005-OPT Retention Insert, yellow (medium), 2 pieces 2102.0006-OPT Retention Insert, green (strong), 2 pieces 2102.001-OPT Processing Collar, silicone, 2 pieces	Ti/PEEK/Silicone	5202.0001-OPT
<b>Retention Inserts</b>				
Optiloc® Retention Insert		red, extra-light, approx. 300 g, packaging 4 pieces	PEEK	2102.0003-OPT
		white, light, approx. 750 g, packaging 4 pieces		2102.0004-OPT
		yellow, medium, approx. 1200 g, packaging 4 pieces		2102.0005-OPT
		green, strong, approx. 1650 g, packaging 4 pieces		2102.0006-OPT
		blue, extra-strong, approx. 2050 g, packaging 4 pieces		2102.0007-OPT
		black, ultra-strong, approx. 2450 g, packaging 4 pieces		2102.0008-OPT
<b>Matrix Housings</b>				
Optiloc® Matrix Housing		packaging 4 pieces	Ti	2102.0001-OPT
		elliptic, packaging 4 pieces		2102.0009-OPT
		extended, packaging 4 pieces		2102.0010-OPT




## Optiloc® Tools and Auxiliary Parts

Surgery


Product	Image	Description	Material	Art.-No.
Optiloc® Equipment Box		including 3 Instruments: 3202.0001-OPT Optiloc® Retention Insert Instrument (brown), 3202.0002-OPT Optiloc® Laboratory Instrument (blue), 3202.0003-OPT Optiloc® Matrix Housing Extraction Instrument (gray)		5102.0000-OPT
Optiloc® Processing Spacer		white, packaging 4 pieces	POM	2102.0023-OPT
Optiloc® Processing Collar		white, packaging 10 pieces	Silicone	2102.0011-OPT
Optiloc® Retention Insert Instrument		brown	Al/Stainless steel	3202.0001-OPT
Optiloc® Laboratory Instrument		blue		3202.0002-OPT
Optiloc® Matrix Housing Extraction Instrument		gray		3202.0003-OPT

# Bone Level Implants






## Roxolid® SLActive®

Product	Platform	Image	Material	Length	Art.-No.
Bone Level Tapered Ø 2.9	SC – Small CrossFit® Ø 2.9 mm		Roxolid®	10 mm	021.0010
				12 mm	021.0012
				14 mm	021.0014

## Roxolid® SLA®

Product	Platform	Image	Material	Length	Art.-No.
Bone Level Tapered Ø 2.9	SC – Small CrossFit® Ø 2.9 mm		Roxolid®	10 mm	021.0110
				12 mm	021.0112
				14 mm	021.0114



## SC Closure Cap and Healing Abutments

Product	Image	Description	Height	Material	Art.-No.
<b>SC Closure Cap</b>					
SC Closure Cap		Ø 2.4 mm, height 0.5 mm	0,5 mm	Ti	024.0006S
<b>SC Healing Abutments</b>					
SC Healing Abutment		conical, oval	2 mm	Ti	024.0007S
			3,5 mm		024.0008S
			5 mm		024.0009S
			6,5 mm		024.0010S



3.3

Surgery

## Roxolid® SLActive®

Product	Platform	Image	Material	Length	Art.-No.
Bone Level Ø 3.3	NC – Narrow CrossFit® Ø 3.3 mm		Roxolid®	8 mm	021.2308
				10 mm	021.2310
				12 mm	021.2312
				14 mm	021.2314
Bone Level Tapered Ø 3.3	NC – Narrow CrossFit® Ø 3.3 mm		Roxolid®	8 mm	021.3308
				10 mm	021.3310
				12 mm	021.3312
				14 mm	021.3314
				16 mm	021.3316
				18 mm	021.3318

## Roxolid® SLA®

Product	Platform	Image	Material	Length	Art.-No.
Bone Level Ø 3.3	NC – Narrow CrossFit® Ø 3,3 mm		Roxolid®	8 mm	021.2508
				10 mm	021.2510
				12 mm	021.2512
				14 mm	021.2514
Bone Level Tapered Ø 3.3	NC – Narrow CrossFit® Ø 3.3 mm		Roxolid®	8 mm	021.3508
				10 mm	021.3510
				12 mm	021.3512
				14 mm	021.3514
				16 mm	021.3516
				18 mm	021.3518

## NC Closure Caps and Healing Abutments

3.3


Surgery

Product	Image	Description	Height	Material	Art.-No.	
<b>NC Closure Caps</b>						
Sterile NC Closure Cap		small	0 mm	Ti	024.2100S	
		packaging 4 pieces			024.2100S-04	
		large	0,5 mm		024.2105S	
		packaging 4 pieces			024.2105S-04	
<b>NC Healing Abutments</b>						
Sterile NC Healing Abutment		Ø 3.6 mm, conical	2 mm	Ti	024.2222S	
			3,5 mm		024.2224S	
			5 mm		024.2226S	
		Ø 4.8 mm, conical	2 mm		024.2242S	
			3,5 mm		024.2244S	
			5 mm		024.2246S	
		Ø 3.3 mm, bottle-shaped	3,5 mm		024.2234S	
			5 mm		024.2236S	
		Ø 5 mm, customizable	7 mm		PEEK	024.2270S
	<b>NC Ceramic Healing Abutments</b>					
Sterile NC Ceramic Healing Abutment		Ø 3.6 mm, conical	2 mm	ZrO <sub>2</sub> /Ti	024.2222Z	
			3,5 mm		024.2224Z	
			5 mm		024.2226Z	
		Ø 4.8 mm, conical	2 mm		024.2242Z	
			3,5 mm		024.2244Z	
			5 mm		024.2246Z	

Surgery

## Roxolid® SLActive®

4.1

Product	Platform	Image	Material	Length	Art.-No.
Bone Level Ø 4.1	RC – Regular CrossFit® Ø 4.1 mm		Roxolid®	8 mm	021.4308
				10 mm	021.4310
				12 mm	021.4312
				14 mm	021.4314
Bone Level Tapered Ø 4.1			Roxolid®	8 mm	021.5308
				10 mm	021.5310
				12 mm	021.5312
				14 mm	021.5314
				16 mm	021.5316
				18 mm	021.5318

## Roxolid® SLA®

Product	Platform	Image	Material	Length	Art.-No.
Bone Level Ø 4.1	RC – Regular CrossFit® Ø 4.1 mm		Roxolid®	8 mm	021.4508
				10 mm	021.4510
				12 mm	021.4512
				14 mm	021.4514
Bone Level Tapered Ø 4.1			Roxolid®	8 mm	021.5508
				10 mm	021.5510
				12 mm	021.5512
				14 mm	021.5514
				16 mm	021.5516
				18 mm	021.5518

## RC Closure Caps and Healing Abutments

4.1

Surgery










Product	Image	Description	Height	Material	Art.-No.		
<b>RC Closure Caps</b>							
Sterile RC Closure Cap		small	0 mm	Ti	024.4100S		
		packaging 4 pieces			024.4100S-04		
		large	0,5 mm		024.4105S		
		packaging 4 pieces			024.4105S-04		
<b>RC Healing Abutments</b>							
Sterile RC Healing Abutment		Ø 4.5 mm, conical	2 mm	Ti	024.0000S		
			4 mm		024.0001S		
			6 mm		024.0002S		
		Ø 6 mm, conical	2 mm		024.0003S		
			4 mm		024.0004S		
			6 mm		024.0005S		
		Ø 5 mm, conical	2 mm		024.4222S		
			4 mm		024.4224S		
			6 mm		024.4226S		
		Ø 6.5 mm, conical	2 mm		024.4242S		
			4 mm		024.4244S		
			6 mm		024.4246S		
		Ø 4.4 mm, bottle-shaped	4 mm		024.4234S		
		Ø 4.7 mm, bottle-shaped	6 mm		024.4236S		
		Ø 7 mm, customizable	7 mm		PEEK	024.4270S	
	<b>RC Ceramic Healing Abutments</b>						
	Sterile RC Ceramic Healing Abutment		Ø 4.5 mm, conical		2 mm	ZrO <sub>2</sub> /Ti	024.0000Z
					4 mm		024.0001Z
		6 mm		024.0002Z			



## RC Closure Caps and Healing Abutments



4.1

Surgery



Product	Image	Description	Height	Material	Art.-No.
Sterile RC Ceramic Healing Abutment		Ø 5 mm, conical	2 mm	ZrO <sub>2</sub> /Ti	024.4222Z
			4 mm		024.4224Z
			6 mm		024.4226Z
		Ø 6 mm, conical	2 mm		024.0003Z
			4 mm		024.0004Z
			6 mm		024.0005Z
		Ø 6.5 mm, conical	2 mm		024.4242Z
			4 mm		024.4244Z
			6 mm		024.4246Z

**Roxolid® SLActive®**




















4.8  
Surgery

Product	Platform	Image	Material	Length	Art.-No.
Bone Level Ø 4.8	RC – Regular CrossFit® Ø 4.8 mm		Roxolid®	8 mm	021.6308
				10 mm	021.6310
				12 mm	021.6312
				14 mm	021.6314
Bone Level Tapered Ø 4.8				8 mm	021.7308
				10 mm	021.7310
				12 mm	021.7312
				14 mm	021.7314
				16 mm	021.7316
				18 mm	021.7318










**Roxolid® SLA®**

Product	Platform	Image	Material	Length	Art.-No.
Bone Level Ø 4.8	RC – Regular CrossFit® Ø 4.8 mm		Roxolid®	8 mm	021.6508
				10 mm	021.6510
				12 mm	021.6512
				14 mm	021.6514
Bone Level Tapered Ø 4.8				8 mm	021.7508
				10 mm	021.7510
				12 mm	021.7512
				14 mm	021.7514
				16 mm	021.7516
				18 mm	021.7518

## RC Closure Caps and Healing Abutments

Product	Image	Description	Height	Material	Art.-No.
<b>RC Closure Caps</b>					
Sterile RC Closure Cap		small	0 mm	Ti	024.4100S
		packaging 4 pieces			024.4100S-04
		large	0,5 mm		024.4105S
		packaging 4 pieces			024.4105S-04
<b>RC Healing Abutments</b>					
Sterile RC Healing Abutment		Ø 4.5 mm, conical	2 mm	Ti	024.0000S
			4 mm		024.0001S
			6 mm		024.0002S
		Ø 6 mm, conical	2 mm		024.0003S
			4 mm		024.0004S
			6 mm		024.0005S
		Ø 5 mm, conical	2 mm		024.4222S
			4 mm		024.4224S
			6 mm		024.4226S
		Ø 6.5 mm, conical	2 mm		024.4242S
			4 mm		024.4244S
			6 mm		024.4246S
		Ø 4.4 mm, bottle-shaped	4 mm		024.4234S
		Ø 4.7 mm, bottle-shaped	6 mm		024.4236S
		Ø 7 mm, customizable	7 mm		PEEK
<b>RC Ceramic Healing Abutments</b>					
Sterile RC Ceramic Healing Abutment		Ø 4.5 mm, conical	2 mm	ZrO <sub>2</sub> /Ti	024.0000Z
			4 mm		024.0001Z
			6 mm		024.0002Z

## RC Closure Caps and Healing Abutments

Product	Image	Description	Height	Material	Art.-No.
Sterile RC Ceramic Healing Abutment		Ø 5 mm, conical	2 mm	ZrO <sub>2</sub> /Ti	024.4222Z
			4 mm		024.4224Z
			6 mm		024.4226Z
		Ø 6 mm, conical	2 mm		024.0003Z
			4 mm		024.0004Z
			6 mm		024.0005Z
		Ø 6.5 mm, conical	2 mm		024.4242Z
			4 mm		024.4244Z
			6 mm		024.4246Z





# Straumann® PURE Ceramic Implant System

## Straumann® PURE Ceramic Implants Monotype, ZLA®

3.3













Surgery

Product	Platform	Image	Material	Length	Art.-No.
Straumann® PURE Ceramic Implant Monotype Ø 3.3	ND – Abutment height 4 mm		ZrO <sub>2</sub>	8 mm	031.001S
				10 mm	031.002S
				12 mm	031.003S
				14 mm	031.004S
	ND – Abutment height 5.5 mm			8 mm	031.011S
				10 mm	031.012S
				12 mm	031.013S
				14 mm	031.014S

## Components for Straumann® PURE Ceramic Implants Monotype

3.3

Surgery



Product	Image	Description	Material	Art.-No.
<b>Impression-taking/Master Cast Fabrication</b>				
ND Impression Cap		abutment height 4 mm	POM	031.250
		abutment height 5.5 mm		031.251
ND Implant Analog		abutment height 4 mm	TAN	031.200
		abutment height 5.5 mm		031.201
<b>Temporary Restoration</b>				
ND Temporary Coping		for crowns	PMMA	031.300
		for bridges		031.301
<b>Protective Caps</b>				
ND Protective Cap		abutment height 4 mm	PEEK	031.320
		abutment height 5.5 mm		031.321
<b>Position Indicators</b>				
ND Position Indicator		length 8 mm, Ø 2.2 mm, abutment height 4 mm	Ti	031.102
		length 8 mm, Ø 2.8 mm, abutment height 4 mm		031.103
		length 8 mm, Ø 2.2 mm, abutment height 5.5 mm		031.112
		length 8 mm, Ø 2.8 mm, abutment height 5.5 mm		031.113



**Straumann® PURE Ceramic Implants Monotype, ZLA®**

4.1













Surgery

Product	Platform	Image	Material	Length	Art.-No.
Straumann® PURE Ceramic Implant Monotype Ø 4.1	RD – Abutment height 4 mm		ZrO <sub>2</sub>	8 mm	031.021S
				10 mm	031.022S
				12 mm	031.023S
				14 mm	031.024S
	RD – Abutment height 5.5 mm		ZrO <sub>2</sub>	8 mm	031.031S
				10 mm	031.032S
				12 mm	031.033S
				14 mm	031.034S

## Components for Straumann® PURE Ceramic Implants Monotype


4.1

Surgery


Product	Image	Description	Material	Art.-No.
<b>Impression-taking/Master Cast Fabrication</b>				
RD Impression Cap		abutment height 4 mm	POM	031.260
		abutment height 5.5 mm		031.261
RD Analog		abutment height 4 mm	TAN	031.210
		abutment height 5.5 mm		031.211
<b>Temporary Restoration</b>				
RD Temporary Coping		for crowns	PMMA	031.310
		for bridges		031.311
<b>Protective Caps</b>				
RD Protective Cap		abutment height 4 mm	PEEK	031.330
		abutment height 5.5 mm		031.331
<b>Position Indicators</b>				
RD Position Indicator		length 8 mm, Ø 2.2 mm, abutment height 4 mm	Ti	031.123
		length 8 mm, Ø 3.5 mm, abutment height 4 mm		031.125
		length 8 mm, Ø 2.2 mm, abutment height 5.5 mm		031.143
		length 8 mm, Ø 3.5 mm, abutment height 5.5 mm		031.145

4.1 Surgery

## Straumann® PURE Ceramic Implants, ZLA® \*

Product	Platform	Image	Material	Length	Art.-No.
Straumann® PURE Ceramic Implant Ø 4.1	RD		ZrO <sub>2</sub>	8 mm	032.000S
				10 mm	032.001S
				12 mm	032.002S
				14 mm	032.003S

## Components for Straumann® PURE Ceramic Implants













Product	Image	Description	Material	Art.-No.
<b>Closure Caps</b>				
Sterile CI RD Closure Cap		Ø 4.8 mm, height 0 mm	Ti	032.030S
<b>Healing components</b>				
Sterile CI RD Healing Caps		Ø 5.2 mm, height 2 mm	Ti	032.032S
		Ø 5.2 mm, height 3 mm		032.033S
		Ø 5.2 mm, height 2 mm	ZrO <sub>2</sub>	032.055S
		Ø 5.2 mm, height 3 mm		032.056S
		Ø 5.2 mm, height 4.5 mm		032.057S

\* availability depending on country registration

## Components for Straumann® PURE Ceramic Implants

4.1

Surgery



Product	Image	Description	Material	Art.-No.
<b>Impression Caps</b>				
CI RD Impression Post		screw-retained, for open-tray impression	TAN	032.129
<b>Digital Impression</b>				
CARES® CI RD Mono Scanbody		including CI RD Basal Screw 032.028, Ø 4.8 mm, height 11.5 mm	PEEK/TAN	032.041
CI RD Repositionable Implant Analog		for 3D-printed models, length 17.6 mm	Stainless steel	032.018
CI RD Repositionable Implant Analog incl. sleeve		for fully digital workflow, length 17.6 mm		032.027
<b>Temporary Restoration</b>				
CI RD Temporary Abutment Vita CAD-Temp®		including CI RD Basal Screw 032.028, Ø 7 mm, height 12.3 mm	PMMA/TAN	032.036
<b>PUREbase Abutments *</b>				
CI RD Straumann® PUREbase Abutment		including CI RD Bonding Aid 032.040 and CI RD Basal Screw 032.028, Ø 3.6 mm, height 3.5 mm	TAN	032.023
		including CI RD Bonding Aid 032.040 and CI RD Basal Screw 032.028, Ø 3.6 mm, height 5.5 mm		032.024
CI RD Straumann® PUREbase AS Abutment		including CI RD Bonding Aid 032.040 and CI RD Basal Screw 032.128, Ø 3.6 mm, height 3.5 mm	TAN	032.123
		including CI RD Bonding Aid 032.040 and CI RD Basal Screw 032.128, Ø 3.6 mm, height 5.5 mm		032.124
CI RD Bonding Aid		for CI RD Straumann® PUREbase and CI RD PUREbase AS Abutments	TAN	032.040
<b>Replacement components</b>				
CI RD Basal Screw		for CI RD Straumann® PUREbase Abutments, CI RD Temporary Abutments VITA CAD-Temp and CI RD Healing Components, length 6.1 mm	Ti	032.028
		for CI RD Straumann® PUREbase AS Abutments, for angled solution, only compatible with AS Screwdriver (green color-coding)	TAN	032.128

\* Important Note: new cementation procedure. Please refer to the package insert.

## Components for Straumann® PURE Ceramic Implants \*

4.1

Surgery



Product	Image	Description	Material	Art.-No.
<b>PUREloc Abutments</b>				
CI RD Straumann® PUREloc		straight, angulation 0°, height 1 mm	ZrO <sub>2</sub> /Ti	032.089
		straight, angulation 0°, height 2 mm		032.090
		straight, angulation 0°, height 3 mm		032.091
		straight, angulation 0°, height 4 mm		032.092
		straight, angulation 0°, height 5 mm		032.093
		straight, angulation 0°, height 6 mm		032.094
CI RD Straumann® PUREloc Plan Abutment		height 1-6 mm	POM	032.095V4

\* availability depending on country registration















# Straumann® Zygomatic Implant System

## Straumann® Zygomatic Implants

Surgery







Product	Platform	Description	Image	Material	Length	Art.-No.
<b>Straumann® Zygomatic Implants ZAGA™ Round</b>						
Straumann® Zygomatic Implant, ZAGA™ Round	External Hex	Coronal Ø: 4.3 mm Distal Ø: 3.4 mm Apical Ø: 2.6 mm		Ti	30 mm	CH-ZT-30.0
					32.5 mm	CH-ZT-32.5
					35 mm	CH-ZT-35.0
					37.5 mm	CH-ZT-37.5
					40 mm	CH-ZT-40.0
					42.5 mm	CH-ZT-42.5
					45 mm	CH-ZT-45.0
					47.5 mm	CH-ZT-47.5
					50 mm	CH-ZT-50.0
					52.5 mm	CH-ZT-52.5
					55 mm	CH-ZT-55.0
					57.5 mm	CH-ZT-57.5
60 mm	CH-ZT-60.0					
<b>Straumann® Zygomatic Implants ZAGA™ Flat</b>						
Straumann® Zygomatic Implant, ZAGA™ Flat	External Hex	Coronal Ø: 4.3 mm Distal Ø: 3.4 mm Apical Ø: 2.6 mm		Ti	30 mm	CH-ZC-30.0
					32.5 mm	CH-ZC-32.5
					35 mm	CH-ZC-35.0
					37.5 mm	CH-ZC-37.5
					40 mm	CH-ZC-40.0
					42.5 mm	CH-ZC-42.5
					45 mm	CH-ZC-45.0
					47.5 mm	CH-ZC-47.5
					50 mm	CH-ZC-50.0
					52.5 mm	CH-ZC-52.5
					55 mm	CH-ZC-55.0
					57.5 mm	CH-ZC-57.5
60 mm	CH-ZC-60.0					

## Components for Straumann® Zygomatic Implants

Product	Image	Description	Material	Art.-No.
<b>Zygomatic Screw-retained Abutments</b>				
Screw-retained Abutments for Straumann® Zygomatic Implants		for Ø 4 mm Ex Hex, straight, angulation 0°, Ø 4.6 mm, gingiva height 1.5 mm	Ti	CH-SRA-1.5
		for Ø 4 mm Ex Hex, straight, angulation 0°, Ø 4.6 mm, gingiva height 2.5 mm		CH-SRA-2.5
		for Ø 4 mm Ex Hex, straight, angulation 0°, Ø 4.6 mm, gingiva height 3.5 mm		CH-SRA-3.5
		for Ø 4 mm Ex Hex, straight, angulation 0°, Ø 4.6 mm, gingiva height 4.5 mm		CH-SRA-4.5
<b>Zygomatic Healing Screw</b>				
Straumann® Cover Screw for Zygomatic Implants		for Ø 4 mm Ex Hex	Ti	CH-CS
<b>Protective Caps</b>				
Protective Cap for Screw-retained Abutments Ø 4.6 mm		for Screw-retained Abutments Ø 4.6 mm, including screw 023.4763, height 5.1 mm, Ø 5.0 mm, packaging 4 pieces	PEEK/TAN	024.4323-04
		for Screw-retained Abutments Ø 4.6 mm, including screw 023.4763, height 6.6 mm, Ø 5.0 mm, packaging 4 pieces		024.4324-04
		for Screw-retained Abutments Ø 4.6 mm, including screw 023.4763, height 8.1 mm, Ø 5.0 mm, packaging 4 pieces		024.4325-04
		for Screw-retained Abutments Ø 4.6 mm, including screw 023.4763, height 4.5 mm, wide, packaging 4 pieces		024.0020-04
<b>Impression Posts (at abutment level) for Multi-Unit Restorations (non engaging)</b>				
Impression Posts for Open-tray Impression		for Screw-retained Abutments, abutment level, Ø 4.6 mm	TAN	025.0012
Impression Posts for Closed-tray Impression			TAN/POM	025.0014
<b>Digital Impression</b>				
CARES® Mono Scanbody		for Screw-retained Abutments, abutment level, including Fixation Screw, Ø 4.6 mm	PEEK	025.0001
Repositionable Analog		for Screw-retained Abutments, Ø 4.6 mm	Stainless steel	025.0008
<b>Analogs</b>				
Analog for Screw-retained Abutments Ø 4.6 mm		for Screw-retained Abutments Ø 4.6 mm, edentulous, straight	TAN	025.0050
<b>Temporary TAN Copings</b>				
Temporary Coping for Screw-retained Abutments Ø 4.6 mm		for Screw-retained Abutments Ø 4.6 mm, for bridges, including screw 023.4763, height 11.5 mm	TAN	024.0024



**Components for Straumann® Zygomatic Implants**



Product	Image	Description	Material	Art.-No.
<b>Titanium Copings</b>				
Coping for Screw-retained Abutments Ø 4.6 mm		for Screw-retained Abutments Ø 4.6 mm, for bridges, including screw 023.4763, height 11 mm	Ti	023.4751
<b>Gold Copings</b>				
Coping for Screw-retained Abutments		for Screw-retained Abutments Ø 4.6 mm, for bridges, including screw 023.4763, alloy weight 0.469 g	Ceramicor®/ POM	023.4754
<b>Burn-out Copings</b>				
Burn-out Coping for Screw-retained Abutments		for Screw-retained Abutments Ø 4.6 mm, for bridges and bars, including screw 023.4763, height 11 mm	POM	023.4758
<b>Variobase® Copings</b>				
Variobase® for Bridge/Bar Cylindrical Coping for Screw-retained Abutments Ø 4.6 mm		for Screw-retained Abutments Ø 4.6 mm, including screw 023.4763 and Cementation Aid 3, Ø 5.1 mm, height 4 mm	TAN	023.0028
Burn-out Coping		for Variobase® for Bridge/Bar Cylindrical, Coping Screw-retained Abutment Ø 4.6 mm, Ø 5.1 mm, height 11.1 mm	POM	023.0032
		packaging 4 pieces		023.0032V4
<b>Bar Titanium Coping Ø 4.6 mm</b>				
Coping for Screw-retained Abutments		for Screw-retained Abutments Ø 4.6 mm, including screw 023.4763, height 5.5 mm	Ti	023.4752
		for Screw-retained Abutments Ø 4.6 mm, for bars, including screw 023.4763, alloy weight 0.744 g, height 5.5 mm	Ceramicor®	023.4755
<b>Replacement Screws</b>				
Occlusal Screw		for Titanium, Gold, Burn-Out and Variobase® Copings for Screw-retained Abutments, length 3.7 mm	TAN	023.4763
<b>Lab Auxiliaries</b>				
Polishing Aid		for Screw-retained Abutments, Ø 4.6 mm	TAN	025.0005
		packaging 4 pieces		025.0005V4
Lab Processing Screw		for Screw-retained Abutments, length 20 mm	Stainless steel	025.0006
		for Screw-retained Abutments, length 10 mm		025.0052

## Components for Straumann® Zygomatic Implants

Product	Image	Description	Material	Art.-No.
<b>Drills</b>				
Needle Drill		short, Ø 1.6 mm, length 33 mm	Stainless steel	026.0054
Round Bur		for Zygomatic, Ø 2.9 mm		D-ZYG-RB
Twist Drill		for Zygomatic, short, Ø 2.7 mm	Ti	D-ZYG-27S
		for Zygomatic, Ø 2.7 mm		D-ZYG-27
		for Zygomatic, short, Ø 2.9 mm		D-ZYG-29S
		for Zygomatic, Ø 2.9 mm		D-ZYG-29
Multi-use Twist Drill		for Zygomatic, short, Ø 2.9 mm	Stainless steel	D-ZYG-CH-29S
		for Zygomatic, Ø 2.9 mm		D-ZYG-CH-29
Side-cutting Bur		Instrument, Ø 2.8 – 3.9 mm	Ti	CH-D-CM
Twist Drill		Disposable, Ø 3.5 x 15 mm	Stainless steel	D-35T-M15
<b>Non-cutting instruments</b>				
Insertion Tool Hex		Instrument, Zygomatic Implant Inserter, Hex	Al/Stainless steel	I-ZYG-INS-2
		Instrument, Zygomatic Implant Inserter, Hex, Small		I-IMP-INS-2
Z Depth Gauge		Instrument, Zygomatic Z Depth Gauge	Ti	CH-I-DG
Service Instrument		for Ratchet, length 50 mm	Stainless steel	046.108
Ratchet		including Service Instruments, length 84 mm		046.119
Torque Control Device		for Ratchet, length 82 mm, Torque markings: 0 / 15 / 35 Ncm		046.049
Direction Pin		Instrument, Try-In Implant, Zygomatic 55° x 35 mm	Ti	ZYG-TR-55-35
		Instrument, Try-In Implant, Zygomatic 55° x 45 mm		ZYG-TR-55-45
		Instrument, Try-In Implant, Zygomatic 55° x 52.5 mm		ZYG-TR-55-52
Connector		Instrument, Connector to Handpiece	Stainless steel	I-CON-X
Hex Driver		Instrument, 1.22 mm Hex Driver, Medium	Ti	I-HD-M
		Instrument, 0.9 mm Hex Driver		I-CS-HD
SCS Screwdriver		for Ratchet, short, length 21 mm	Stainless steel	046.401
		for handpiece, short, length 26 mm		046.411

## Components for Straumann® Zygomatic Implants

Surgery

Product	Image	Description	Material	Art.-No.
Instrument Tray		ZAGA™ Surgical Cassette, empty		CH-I-ZYG
Connector to Handpiece		Connection to the Ratchet (046.119) and the Torque Controlled Device (046.049)	Stainless steel	I-WI-SH





When searching for prosthetic components, first specify Tissue Level or Bone Level, and then search by prosthetic platform. These are marked by rectangles on the side tabs of each page. You will find the corresponding components, ranging from single crown to hybrid restoration. Instruments and accessories can be found in the "Instruments and Accessories" chapter.

### More than just highest precision: a perfectly adjusted system

Straumann offers a wide variety of **implant-borne prosthetic solutions** for **all indications** – ranging from single tooth restorations to edentulous solutions. Our high-quality connection solutions, Straumann® synOcta® and CrossFit®, ensure **safe positioning** of the abutment on the implant and therefore **long-lasting stability**. A broad range of materials combined with a choice of screw-retained, cemented and hybrid restorations complete our portfolio.

#### Original on original

Straumann knows all dimensions, tolerances and materials of all Straumann implants. With this knowledge we tune the design of implants and prosthetic components perfectly to each other. High precision in manufacturing and thorough testing processes ensure the consistent quality of all original Straumann components.

#### Straumann® CARES® for individual CAD/CAM prosthetics

Straumann® CARES® offers you prosthetic solutions from single tooth restorations to tooth-borne dental bridges, all the way to implant-borne restorations. This is complemented by a comprehensive choice of materials and simple processes. This means precision, a high degree of efficiency and highly aesthetic results in every single product.

# Prosthetics







<b>Tissue Level NNC</b>	<b>55</b>
<b>Narrow Neck CrossFit® (NNC)</b>	<b>56</b>
Crowns and Bridges	56
Solid Abutments	61
Hybrid	62
<b>Tissue Level RN</b>	<b>69</b>
<b>Regular Neck (RN) synOcta®</b>	<b>70</b>
Crowns and Bridges	70
Solid Abutments	77
Hybrid	80
<b>Tissue Level WN</b>	<b>87</b>
<b>Wide Neck (WN) synOcta®</b>	<b>88</b>
Crowns and Bridges	88
Solid Abutments	95
Hybrid	97
<b>Prosthetic Planning Aids (NNC, RN, WN)</b>	<b>103</b>
PLAN abutments	103
<b>Bone Level Tapered SC</b>	<b>107</b>
<b>Small CrossFit® (SC)</b>	<b>108</b>
Crowns	108
<b>Bone Level and Bone Level Tapered NC</b>	<b>111</b>
<b>Narrow CrossFit® (NC)</b>	<b>112</b>
Crowns and Bridges	112
Hybrid	129
<b>Bone Level and Bone Level Tapered RC</b>	<b>137</b>
<b>Regular CrossFit® (RC)</b>	<b>138</b>
Crowns and Bridges	138
Hybrid	154
<b>Prosthetic Planning Aids (NC, RC)</b>	<b>162</b>
PLAN Abutments	162
<b>Straumann® Classic</b>	<b>167</b>
<b>Classic Sets</b>	<b>168</b>
Components	169
Components and Tools	170



Tissue Level NNC  
Narrow Neck CrossFit®










## Impression-taking/Master Cast Fabrication

Product	Image	Description	Material	Art.-No.
<b>Impression Posts</b>				
NNC Impression Post		screw-retained, for open-tray impression, height 10.1 mm	TAN	048.128
		screw-retained, for closed-tray impression, height 10.9 mm	POM/TAN	048.134
NNC Implant Analog		length 12.5 mm	Ti	048.127
<b>Digital Impression</b>				
CARES® NNC Mono Scanbody		including Fixation Screw $\varnothing$ 3.5 mm, height 10 mm	PEEK/TAN	048.173
<b>Bite Registration Aid</b>				
NNC Bite Registration Aid		short, height 8 mm, packaging 4 pieces	POM	048.960V4
		long, height 12 mm, packaging 4 pieces		048.961V4

## Temporary Restoration

Product	Image	Description	Material	Art.-No.
<b>VITA CAD-Temp®</b>				
NNC Temporary Abutment VITA CAD-Temp®		including screw 048.314, height 10 mm, $\varnothing$ 5 mm	PMMA/TAN	048.699
<b>Replacement Screw</b>				
<b>Temporary Abutments</b>				
NNC Post		for temporary restorations, for crowns, including screw 048.313, height 10.3 mm	TAN	048.501
		for temporary restorations, for bridges, including screw 048.313, height 10.3 mm		048.502
<b>Replacement Screw</b>				
NNC Basal Screw		for NNC Titanium Alloy Temporary Abutments, Gold Abutments and Variobase®, length 7.1 mm	TAN	048.313

## Cement-Retained Restoration, Cementable Abutments

Product	Image	Description	Material	Art.-No.
<b>Cementable Abutment, 0°</b>				
NNC Cementable Abutment		straight, for crowns and bridges, including screw 048.314, height 5.7 mm	Ti	048.598
<b>Cementable Abutments, 15°</b>				
NNC Cementable Abutment		angled, angulation 15°, type A, including screw 048.314, height 5.9 mm	Ti	048.621
		angled, angulation 15°, type B, including screw 048.314, height 5.9 mm		048.622
<b>Burn-out Copings</b>				
NNC Plastic Coping		for Cementable Abutment, straight, for crowns, height 7 mm	POM	048.256
		for Cementable Abutment, straight, for bridges, height 7 mm		048.257
		for Cementable Abutment, angled, angulation 15°, for crowns and bridges, height 7.2 mm		048.258
<b>Replacement Screw</b>				
NNC Basal Screw		for NNC Cementable Abutments and Temporary Abutment VITA CAD-Temp®, length 7.1 mm	TAN	048.314




## Cement or Screw-retained Restoration, CAD/CAM

Product	Image	Description	Material	Art.-No.
<b>Variobase® Abutments</b>				
NNC Variobase® for Crown		including screw 048.313, Ø 3.9 mm, height 3.75 mm	TAN	n/a
		including screw 048.313, Ø 3.9 mm, height 5.75 mm		
NNC Variobase® for Crown AS		including screw 048.899, Ø 4.2 mm, height 3.8 mm		
		including screw 048.899, Ø 4.2 mm, height 5.8 mm		
NNC Variobase® for Bridge/Bar Cylindrical		including screw 025.2926 and Cementation Aid 3, Ø 4.2 mm, height 3.5 mm		
<b>CAD/CAM, Wax-up</b>				
NNC Wax-up Sleeve		length 12.75 mm	PEEK	048.137
		packaging 4 pieces		048.137V4
<b>Digital Impression</b>				
CARES® NNC Mono Scanbody		including Fixation Screw Ø 3.5 mm, height 10 mm	PEEK/TAN	048.173
<b>NNC Variobase Abutment with individually milled CAD/CAM zirconium crown</b>				
NNC Variobase Abutment with individually milled zirconium crown		available via digital workflow / Straumann Group centralized manufacturing centers; including screw (TAN)	Ceramic	n/a
<b>Replacement Screws</b>				
NNC Basal Screw		for NNC Titanium Alloy Temporary Abutments, Gold Abutments and Variobase®, length 7.1 mm	TAN	048.313
NNC Basal Screw AS		for NNC Variobase® for Crown AS, length 7.5 mm		048.899
NC/RC SRBB Bone Level Screw		for CAD/CAM CARES® Screw-retained Bridges/Bars, for Variobase® for Bridge/Bar Cylindrical, length 7.9 mm		025.2926

### Straumann® CARES® CAD/CAM












- Customized solutions ranging from individual tooth restorations to tooth-borne bridges to implant-borne restorations
- Wide range of applications and choice of materials
- Access to premium customized genuine Straumann® CARES® abutments through Straumann® CARES® Scan & Shape, without additional hardware and software investments
- Customized solutions for all indications
- Additional information at [www.straumann.com](http://www.straumann.com)

## Cement or Screw-retained Restoration, Gold Abutments




Product	Image	Description	Material	Art.-No.
<b>Gold Abutment</b>				
NNC Gold Abutment		for crowns, including screw 048.313, height 3.6 mm, alloy weight 0.306 g	Ceramicor®/ TAN/POM	048.592
		for bridges, including screw 048.313, height 3.6 mm, alloy weight 0.279 g		048.593
<b>Replacement Screw</b>				
NNC Basal Screw		for NNC Titanium Alloy Temporary Abutments, Gold Abutments and Variobase®, length 7.1 mm	TAN	048.313

Ceramicor® is a non-oxidizing precious metal alloy for casting on precious metal alloys.

## Cement or Screw-retained Restoration, Variobase®

Product	Image	Description	Material	Art.-No.
<b>Variobase® Abutments</b>				
NNC Variobase® for Crown		including screw 048.313, Ø 3.9 mm, height 3.75 mm	TAN	048.709
		including screw 048.313, Ø 3.9 mm, height 5.75 mm		022.0021
NNC Variobase® for Crown AS		including screw 048.899, Ø 4.2 mm, height 3.8 mm		048.876
		including screw 048.899, Ø 4.2 mm, height 5.8 mm		048.879
NNC Variobase® C		for Dentsply® Sirona®, including screw 048.313, Ø 3.9 mm, height 4.7 mm		022.0018
NNC Variobase® for Bridge/Bar Cylindrical		including screw 025.2926 and Cementation Aid 3, Ø 4.2 mm, height 3.5 mm		048.377
<b>Burn-out Copings</b>				
NNC Burn-out Coping		for Variobase® for Crown with height 3.75 mm, Ø 3.9 mm, height 11.1 mm	POM	048.267
		packaging 4 pieces		048.267V4
		for Variobase® for Crown with height 5.75 mm, Ø 3.9 mm, height 11.1 mm		023.0014
packaging 4 pieces		023.0014V4		
NNC Burn-out Coping		for Variobase® for Bridge/Bar Cylindrical with height 3.5 mm, Ø 4.2 mm, height 11.1 mm		048.380
		packaging 4 pieces		048.380V4
<b>Burn-out Copings AS</b>				
NNC Burn-out Coping		angulation 25°, Variobase® for Crown AS	POM	048.896
<b>Replacement Screws</b>				
NNC Basal Screw		for NNC Titanium Alloy Temporary Abutments, Gold Abutments and Variobase®, length 7.1 mm	TAN	048.313
NNC Basal Screw AS		for NNC Variobase® for Crown AS, length 7.5 mm		048.899
NC/RC SRBB Bone Level Screw		for CAD/CAM CARES® Screw-retained Bridges/Bars, for Variobase® for Bridge/Bar Cylindrical, length 7.9 mm		025.2926









## Impression-taking/Master Cast Fabrication for Solid Abutments

Product	Image	Description	Material	Art.-No.
<b>Impression-taking/Master Cast Fabrication</b>				
NNC Impression Cap		height 8 mm	POM	048.579
NNC Positioning Cylinder		for 048.547, yellow, height 10.2 mm		048.587
		for 048.548, gray, height 10.2 mm		048.588
		for 048.549, blue, height 10.2 mm		048.589
NNC Implant Analog		for Solid Abutment 048.547, yellow, height 14.3 mm	TAN	048.527
		for Solid Abutment 048.548, gray, height 15.8 mm		048.528
		for Solid Abutment 048.549, blue, height 17.3 mm		048.529
<b>Temporary Restoration</b>				
NNC Temporary Coping		for Solid Abutment, for crowns, height 8.5 mm	PMMA	048.658
		for Solid Abutment, for bridges, height 8.5 mm		048.659
<b>Protective Caps</b>				
NNC Protective Cap		for Solid Abutment 048.547, height 5.6 mm	PEEK	048.700
		for Solid Abutment 048.548, height 7.1 mm		048.701
		for Solid Abutment 048.549, height 8.6 mm		048.702












## Cement-Retained Restoration, Solid Abutments

Product	Image	Description	Material	Art.-No.
<b>Solid Abutments</b>				
NNC Solid Abutment		yellow, height 4 mm	Ti	048.547
		gray, height 5.5 mm		048.548
		blue, height 7 mm		048.549
<b>Burn-out Copings</b>				
NNC Plastic Coping		for Solid Abutment, for crowns, height 10.2 mm	POM	048.263
		for Solid Abutment, for bridges, height 10.2 mm		048.264
<b>Tools and Auxiliary Parts</b>				
NNC Solid Abutment Driver		short, length 13 mm	Stainless steel	048.155
		long, length 19 mm		048.156

## Novaloc®








Product	Image	Description	Material	Art.-No.
<b>Impression-taking/Master Cast Fabrication</b>				
Novaloc® Impression Coping		red, packaging 4 pieces	PEEK	2010.722-NOV
Novaloc® Model Analog		blue, packaging 4 pieces	Al	2010.721-NOV
		red, angled, angulation 15°, packaging 4 pieces		2010.720-NOV
<b>Novaloc® Abutments</b>				
NNC Novaloc® Abutment		straight, angulation 0°, height 1 mm	TAV/ADLC	048.806
		straight, angulation 0°, height 2 mm		048.807
		straight, angulation 0°, height 3 mm		048.808
		straight, angulation 0°, height 4 mm		048.809
		straight, angulation 0°, height 5 mm		048.810
		straight, angulation 0°, height 6 mm		048.811
		angled, angulation 15°, height 2 mm, type A	TAV/ADLC	048.842
		angled, angulation 15°, height 3 mm, type A		048.843
		angled, angulation 15°, height 4 mm, type A		048.844
		angled, angulation 15°, height 5 mm, type A		048.845
		angled, angulation 15°, height 6 mm, type A		048.846
		angled, angulation 15°, height 6 mm, type A		048.846
		angled, angulation 15°, height 2 mm, type B	TAV/ADLC	048.847
		angled, angulation 15°, height 3 mm, type B		048.848
		angled, angulation 15°, height 4 mm, type B		048.849
		angled, angulation 15°, height 5 mm, type B		048.850
		angled, angulation 15°, height 6 mm, type B		048.851
		angled, angulation 15°, height 6 mm, type B		048.851
<b>Novaloc® with M2 Thread for Bars</b>				
Novaloc® Bar Abutment		Novaloc® Bar Abutment, packaging 2 pieces	TAV/ADLC	048.857V2
<b>Replacement Screw</b>				
Screw		for NC/RC Screw-retained Abutments 17° and 30°, length 7.2 mm, for RC/NC/NNC Novaloc® Angled Abutments	TAN	025.0002

## Novaloc® Processing Packages and Matrix Housings

Product	Image	Description	Material	Art.-No.
<b>Processing Packages</b>				
Novaloc® Processing Package Titanium		includes: 2010.701-NOV Matrix Housing, titanium (including Processing Insert), 2 pieces 2010.711-NOV Retention Insert, white (light), 2 pieces 2010.712-NOV Retention Insert, yellow (medium), 2 pieces 2010.713-NOV Retention Insert, green (strong), 2 pieces 2010.724-NOV Processing Collar, silicone, 2 pieces	Ti/POM/ PEEK/Silicone	2010.601- NOV
Novaloc® Processing Package PEEK		includes: 2010.702-NOV Matrix Housing, PEEK (including Processing Insert), 2 pieces 2010.711-NOV Retention Insert, white (light), 2 pieces 2010.712-NOV Retention Insert, yellow (medium), 2 pieces 2010.713-NOV Retention Insert, green (strong), 2 pieces 2010.724-NOV Processing Collar, silicone, 2 pieces	PEEK/POM/ Silicone	2010.611- NOV
<b>Retention Inserts</b>				
Novaloc® Retention Insert		red, extra-light, approx. 300 g, packaging 4 pieces	PEEK	2010.710- NOV
		white, light, approx. 750 g, packaging 4 pieces		2010.711- NOV
		yellow, medium, approx. 1200 g, packaging 4 pieces		2010.712- NOV
		green, strong, approx. 1650 g, packaging 4 pieces		2010.713- NOV
		blue, extra-strong, approx. 2050 g, packaging 4 pieces		2010.714- NOV
		black, ultra-strong, approx. 2450 g, packaging 4 pieces		2010.715- NOV
<b>Matrix Housings</b>				
Novaloc® Matrix Housing, Titanium		including Processing Insert, packaging 4 pieces	Ti/POM	2010.701- NOV
Novaloc® Matrix Housing, PEEK			PEEK/POM	2010.702- NOV
Novaloc® Matrix Housing, Extended			Ti/POM	2010.703- NOV












## Novaloc® Tools and Auxiliary Parts

Product	Image	Description	Material	Art.-No.
Novaloc® Equipment Box		including 3 Instruments: 2010.731-NOV Novaloc® Processing Insert Removal Instrument (blue), 2010.741-NOV Novaloc® Retention Insert Instrument (brown), 2010.751-NOV Novaloc® Matrix Housing Extraction Instrument (gray)		2010.101-NOV
Novaloc® Block Out Spacer		white, packaging 4 pieces	POM	2010.723-NOV
Novaloc® Processing Collar		white, packaging 10 pieces	Silicone	2010.724-NOV
Novaloc® Processing Insert		white, packaging 4 pieces	POM	2010.725-NOV
Novaloc® Processing Insert Removal Instrument		blue	Al/Stainless steel	2010.731-NOV
Novaloc® Retention Insert Instrument		brown		2010.741-NOV
Novaloc® Matrix Housing Extraction Instrument		gray		2010.751-NOV

The Novaloc matrix system is also compatible with LOCATOR® abutments.











LOCATOR®

Product	Image	Description	Material	Art.-No.
<b>Impression-taking/Master Cast Fabrication</b>				
LOCATOR® Impression Coping		height 4 mm, packaging 4 pieces	Al housing with LDPE insert	048.197V4
LOCATOR® Female Analog		length 10 mm, Ø 4 mm, packaging 4 pieces	Al	025.0120-04
<b>LOCATOR® Abutments</b>				
NNC LOCATOR® Abutment		height 1 mm	TAV/TiN	048.581
		height 2 mm		048.582
		height 3 mm		048.583
		height 4 mm		048.584
		height 5 mm		048.585
		height 6 mm		048.586
<b>LOCATOR® Bar Abutments</b>				
LOCATOR® Bar Abutment		M2 Thread (2.0 mm), height 1.78 mm, packaging 2 pieces	TAV/TiN	048.804V2






**LOCATOR®**





Prosthetics

NNC

Product	Image	Description	Material	Art.-No.
<b>Lab Set, up to 20° Divergence Compensation</b>				
LOCATOR® Male Processing Package		includes: Denture Cap (∅ 5.5 mm, height 2.5 mm) with black Processing Male (height 1.9 mm), Block-out Spacer (048.196), clear Replacement Male (048.190), pink Replacement Male (048.191), blue Replacement Male (048.192), packaging 2 pieces	Ti/Nylon/ LDPE	048.189V2
LOCATOR® Replacement Male		clear, angulation 0°–10°, height 1.7 mm, 2.27 kg, packaging 4 pieces	Nylon	048.190V4
		pink, light retention, angulation 0°–10°, height 1.7 mm, 1.36 kg, packaging 4 pieces		048.191V4
		blue, extra-light retention, angle 0°–10°, height 1.7 mm, 0.68 kg, packaging 4 pieces		048.192V4
<b>Lab Set, up to 40° Divergence Compensation</b>				
LOCATOR® Male Processing Package		extended range, includes: Denture Cap (∅ 5.5 mm, height 2.5 mm) with black Processing Male (height 1.9 mm), Block-out Spacer (048.196), green Replacement Male (048.193), orange Replacement Male (048.188), red Replacement Male (048.194), packaging 2 pieces	Ti/Nylon/ LDPE	048.182V2
LOCATOR® Replacement Male		green, extended range, angulation 10°–20°, height 1.7 mm, 1.82 kg, packaging 4 pieces	Nylon	048.193V4
		orange, light retention, extended range, angulation 10°–20°, height 1.7 mm, 0.91 kg, packaging 4 pieces		048.188V4
		red, extra-light retention, extended range, angle 10°–20°, height 1.7 mm, 0.45 kg, packaging 4 pieces		048.194V4
		gray, extended range, zero retention, height 1.7 mm, packaging 4 pieces		048.181V4
<b>LOCATOR® for Bars</b>				
LOCATOR® Bar Male Processing Package		includes: Denture Cap (∅ 5.5 mm, height 2.5 mm) with yellow Processing Male, Block-out Spacer (048.196), clear Replacement Male (048.190), pink Replacement Male (048.191), blue Replacement Male (048.192), packaging 10 pieces	Ti/Nylon/ LDPE	048.805V10
		includes: Denture Cap (∅ 5.5 mm, height 2.5 mm) with yellow Processing Male, Block-out Spacer (048.196), clear Replacement Male (048.190), pink Replacement Male (048.191), blue Replacement Male (048.192), packaging 2 pieces		048.805V2

## LOCATOR® Components














Product	Image	Description	Material	Art.-No.
LOCATOR® Parallel Post		length 8 mm, packaging 4 pieces	LDPE	048.199V4
LOCATOR® Processing Male, black		height 1.9 mm, packaging 4 pieces		048.195V4
LOCATOR® Block-out Spacer		thickness 0.4 mm, packaging 20 pieces	Silicone rubber	048.196V20
LOCATOR® Processing Spacer		packaging 4 pieces	POM	048.218V4
LOCATOR® Abutment Holder Sleeve		to fasten abutment to the tool, packaging 4 pieces	PSU	046.413V4

Tools and Auxiliary Parts				
LOCATOR® Screwdriver		three-part, length 100 mm	Stainless steel	046.415
LOCATOR® Screwdriver		for Ratchet, short, length 15 mm		046.416
		for Ratchet, long, length 21 mm		046.417
LOCATOR® Angle Measurement Guide		length 50 mm, width 15 mm		048.200








Tissue Level RN  
Regular Neck





## Impression-taking/Master Cast Fabrication

Product	Image	Description	Material	Art.-No.
<b>Impression-taking (at implant level)</b>				
RN Impression Post for open-tray impression		screw-retained, height 11 mm	Al/Ti	048.010
		screw-retained, height 21 mm		048.090
RN Impression Post for closed-tray impression		snap-on cap, white, height 8 mm, packaging 4 pieces	POM	048.017V4
		positioning cylinder, red, height 12 mm, packaging 4 pieces		048.070V4
		screw-retained, height 11 mm, with 1 guide screw & 2 caps	Al/Ti/POM	048.862
<b>Impression-taking (at abutment level)</b>				
RN Impression Post for open-tray impression		screw-retained, height 12 mm, for RN synOcta® 1.5 Abutment	Al/Ti	048.866
RN Impression Post for closed-tray impression		screw-retained, height 11 mm, for RN synOcta® 1.5 Abutment	Al/Ti/POM	048.864
<b>Analogs</b>				
RN Analog		gray with red stripe, length 12 mm	Stainless steel	048.124
		for bars with snyOcta® 1.5 048.601, straight, angulation 0°, Ø 4.8 mm		048.108
<b>Digital Impression</b>				
CARES® RN Mono Scanbody		including Fixation Screw, Ø 4.8 mm, height 10 mm	PEEK/TAN	048.168
RN Repositionable Implant Analog		for fully digital and conventional workflow, length 17.6 mm	Stainless steel	048.129
<b>Bite Registration Aid</b>				
Bite Registration Aid		short, height 8 mm, Ø 5 mm, packaging 4 pieces	POM	048.940V4
		long, height 12 mm, Ø 5 mm, packaging 4 pieces		048.941V4

## Temporary Restoration





Product	Image	Description	Material	Art.-No.
<b>VITA CAD-Temp®</b>				
RN Temporary Abutment VITA CAD-Temp®		including screw 048.356, height 10 mm, Ø 7 mm	PMMA/TAN	048.664
<b>Replacement Screw</b>				
synOcta® Basal Screw		for RN/WN Variobase®, for RN/WN Novaloc® Angled Abutments, Gold Abutments and Temporary Abutments VITA CAD-Temp® and customized Titanium Abutment and Screw-retained Bridges and Bars, CARES®, CADCAM, length 6.7 mm	TAN	048.356
<b>Temporary Abutments</b>				
RN synOcta® Post		for temporary restorations, for crowns, including screw 049.181, height 9 mm	Ti	048.715
		for temporary restorations, for bridges, including screw 049.181, height 9 mm		048.716
<b>Replacement Screw</b>				
SCS Occlusal Screw		for RN/WN Titanium Alloy Temporary Abutment, length 7.6 mm	TAN	049.181

## Cement-Retained Restoration, Cementable Abutment














Product	Image	Description	Material	Art.-No.
<b>Cementable Abutment</b>				
RN synOcta® Cementable Abutment		straight, with integral basal screw, height 5.5 mm	Ti	048.605
<b>Burn-out Copings</b>				
RN synOcta® Plastic Coping		for RN synOcta® Cementable Abutment 048.605, for crowns, height 7 mm	POM	048.663
		for RN synOcta® Cementable Abutment 048.605, for bridges, height 7 mm		048.662
<b>Auxiliary Parts</b>				
Transfer Aid		for RN synOcta® Cementable Abutment 048.605, height 6.5 mm, packaging 4 pieces	PC	048.059V4







## Cement or Screw-retained Restoration, Angled Abutments

Product	Image	Description	Material	Art.-No.
<b>Angled Abutments, 15°</b>				
RN synOcta® Angled Abutment, 15°		short, type A, height 5.7 mm, with integral basal screw	Ti/TAN	048.612
		long, type A, height 6.7 mm, with integral basal screw		048.610
		short, type B, height 5.7 mm, with integral basal screw		048.613
		long, type B, height 6.7 mm, with integral basal screw		048.611
<b>Angled Abutments, 20°</b>				
RN synOcta® Angled Abutment, 20°		short, type A, height 5.7 mm, with integral basal screw	Ti/TAN	048.617
		long, type A, height 6.7 mm, with integral basal screw		048.615
		short, type B, height 5.7 mm, with integral basal screw		048.618
		long, type B, height 6.7 mm, with integral basal screw		048.616
<b>Burn-out Copings</b>				
Extension Shell		for synOcta® Angled Abutment, short and long 15° and 20°, height 5.5 mm	POM	048.670
Plastic Shoulder		for synOcta® Angled Abutment, short and long 15° and 20°, height 4 mm, packaging 4 pieces		048.676V4
<b>Auxiliary Parts and Screws</b>				
SCS Occlusal Screw		for occlusal screw-retained RN/WN Caps and Copings, length 4.4 mm	Ti	048.350
		for occlusal screw-retained RN/WN Caps and Copings, length 4.4 mm, packaging 4 pieces		048.350V4
Transfer Aid		for RN synOcta® 15° and 20° Angled Abutments, short, height 5.5 mm, packaging 4 pieces	PC	048.000V4
		for RN synOcta® 15° and 20° Angled Abutments, long, height 5.5 mm, packaging 4 pieces		048.002V4

## Cement or Screw-retained Restoration, CAD/CAM

Product	Image	Description	Material	Art.-No.
<b>Variobase® Abutments</b>				
RN Variobase® for Crown		including screw 048.356, Ø 5.05 mm, height 4 mm	TAN	n/a
		including screw 048.356, Ø 5.05 mm, height 6 mm		
RN Variobase® for Crown AS		including screw 048.906, Ø 5.1 mm, height 4 mm		
		including screw 048.906, Ø 5.1 mm, height 6 mm		
RN Variobase® for Bridge/ Bar Cylindrical		including screw 048.356 and Cementation Aid 1, Ø 5.05 mm, height 4 mm		
<b>CAD/CAM, Wax-up</b>				
RN Wax-up Sleeve		for single use, length 19.3 mm	PEEK	048.088
		packaging 4 pieces		048.088-04
<b>Digital Impression</b>				
CARES® RN Mono Scanbody		including Fixation Screw, Ø 4.8 mm, height 10 mm	PEEK/TAN	048.168
RN Repositionable Implant Analog		for fully digital and conventional workflow, length 17.6 mm	Stainless steel	048.129
<b>Customized CARES® Abutments</b>				
CARES® Abutment RN, Ceramic		available via digital workflow / Straumann Group centralized manufacturing centers; including screw (TAN)	Zirconia	n/a
CARES® Abutment RN, Titanium			Ti	
CARES® Abutment RN, TAN			TAN	
CARES® Abutment RN, Cobalt Chromium			coron®	
CARES® Abutment AS RN Cobalt Chromium				




## Cement or Screw-retained Restoration, CAD/CAM

Product	Image	Description	Material	Art.-No.
<b>Replacement Screws</b>				
RN Occlusal Screw		for customized RN Zirconia Abutments, CARES®, CAD/CAM, length 5 mm	TAN	048.354
		packaging 4 pieces		048.354V4
synOcta® Basal Screw		for RN/WN Variobase®, for RN/WN Novaloc® Angled Abutments, Gold Abutments and Temporary Abutments VITA CAD-Temp® and customized Titanium Abutment and Screw-retained Bridges and Bars, CARES®, CAD/CAM, length 6.7 mm		048.356
Basal Screw RN/WN Variobase® C		for Dentsply® Sirona®, for RN/WN Variobase® C, length 7.2 mm		022.0045
RN/WN Basal Screw AS		for RN/WN Variobase® for Crown AS, length 6.7 mm, only compatible with AS Screwdriver (green color-coding)		048.906

### Straumann® CARES® CAD/CAM














- Customized solutions ranging from individual tooth restorations to tooth-borne bridges to implant-borne restorations
- Wide range of applications and choice of materials
- Access to premium customized genuine Straumann® CARES® abutments through Straumann® CARES® Scan & Shape, without additional hardware and software investments
- Customized solutions for all indications
- Additional information at [www.straumann.com](http://www.straumann.com)

## Cement or Screw-retained Restoration, Gold Abutment

Product	Image	Description	Material	Art.-No.
<b>Gold Abutment</b>				
RN synOcta® Gold Abutment		for crowns, including screw 048.356, height 4.3 mm, alloy weight 0.631 g	Ceramicor®/POM	048.642
		for bridges, including screw 048.356, height 4.55 mm, alloy weight 0.498 g		048.802
<b>Replacement Screw</b>				
synOcta® Basal Screw		for RN/WN Variobase®, for RN/WN Novaloc® Angled Abutments, Gold Abutments and Temporary Abutments VITA CAD-Temp® and customized Titanium Abutment and Screw-retained Bridges and Bars, CARES®, CAD/CAM, length 6.7 mm	TAN	048.356

Ceramicor® is a non-oxidizing precious metal alloy for casting on precious metal alloys.

## Cement or Screw-retained Restoration, Variobase®










Product	Image	Description	Material	Art.-No.
<b>Variobase® Abutments</b>				
RN Variobase® for Crown		including screw 048.356, Ø 5.05 mm, height 4 mm	TAN	048.710
		including screw 048.356, Ø 5.05 mm, height 6 mm		022.0022
RN Variobase® for Crown AS		including screw 048.906, Ø 5.1 mm, height 4 mm		048.877
		including screw 048.906, Ø 5.1 mm, height 6 mm		048.880
RN Variobase® C		for Dentsply® Sirona®, including screw 022.0045, Ø 5 mm, height 7.7 mm		022.0019
RN Variobase® for Bridge/ Bar Cylindrical		including screw 048.356 and Cementation Aid 1, Ø 5.05 mm, height 4 mm	048.378	
<b>Burn-out Copings</b>				
RN Burn-out Coping		for Variobase® for Crown with height 4 mm, Ø 5.05 mm, height 11.1 mm	POM	048.268
		packaging 4 pieces		048.268V4
		for Variobase® for Crown with height 6 mm, Ø 5 mm, height 11.1 mm		023.0015
packaging 4 pieces		023.0015V4		
RN Burn-out Coping		for Variobase® for Bridge/Bar Cylindrical with height 4 mm, Ø 5.05 mm, height 11.1 mm	048.381	
		packaging 4 pieces	048.381V4	
<b>Burn-out Copings AS</b>				
RN Burn-out Coping		angulation 25°, Variobase® for Crown AS	POM	048.897
<b>Replacement Screws</b>				
synOcta® Basal Screw		for RN/WN Variobase®, for RN/WN Novaloc® Angled Abutments, Gold Abutments and Temporary Abutments VITA CAD-Temp® and customized Titanium Abutment and Screw-retained Bridges and Bars, CARES®, CADCAM, length 6.7 mm	TAN	048.356
Basal Screw RN/WN Variobase® C		for Dentsply® Sirona®, for RN/WN Variobase® C, length 7.2 mm		022.0045
RN/WN Basal Screw AS		for RN/WN Variobase® for Crown AS, length 6.7 mm, only compatible with AS Screwdriver (green color-coding)		048.906

## Screw-retained Restoration, synOcta® 1.5












Product	Image	Description	Material	Art.-No.
<b>Abutment</b>				
RN synOcta® 1.5 Screw-retained Abutment		with integral basal screw, height 1.5 mm	TAN	048.601
<b>Gold Copings</b>				
RN synOcta® Gold Coping		for synOcta® 1.5 (including modeling aid), for crowns, height 4.25/12 mm, alloy weight 0.371 g	Ceramicor®/ POM	048.633
		for synOcta® 1.5 (including modeling aid), for bridges, height 4.25/12 mm, alloy weight 0.345 g		048.632
<b>Burn-out Copings</b>				
RN synOcta® Plastic Coping		for synOcta® 1.5, for crowns, height 10 mm	POM	048.229
		for synOcta® 1.5, for bridges and bars, height 10 mm		048.227
<b>Auxiliary Parts and Screws</b>				
SCS Occlusal Screw		for occlusal screw-retained RN/WN Caps and Copings, length 4.4 mm	Ti	048.350
		for occlusal screw-retained RN/WN Caps and Copings, length 4.4 mm, packaging 4 pieces		048.350V4
SCS Guide Screw		for occlusal screw-retained RN/WN Copings, cannot be shortened, length 8 mm, packaging 4 pieces		048.362V4
		for occlusal screw-retained RN/WN Copings, can be shortened by 2 mm, length 8 mm, packaging 4 pieces		048.363V4
Polishing Protector		for RN synOcta® Copings, transocclusal screw-retained, length 15 mm	Stainless steel	046.245

Ceramicor® is a non-oxidizing precious metal alloy for casting on precious metal alloys.



## Impression-taking/Master Cast Fabrication for Solid Abutments

Product	Image	Description	Material	Art.-No.
<b>Impression-taking/Master Cast Fabrication</b>				
RN Impression Post for closed-tray impression		snap-on cap, white, height 8 mm, packaging 4 pieces	POM	048.017V4
Positioning Cylinder		for 048.540, yellow, height 10.2 mm, packaging 4 pieces		048.060V4
		for 048.541, gray, height 10.2 mm, packaging 4 pieces		048.061V4
		for 048.542, blue, height 10.2 mm, packaging 4 pieces	048.062V4	
Implant Analog		for 048.540, yellow, length 14.3 mm	Al	048.160
		for 048.541, gray, length 15.8 mm		048.161
		for 048.542, blue, length 17.3 mm		048.162
Shoulder Analog		for RN Solid Abutments, with Reinforcement Pin, length 10 mm, Length 17 mm, packaging 4 pieces	PPS/Brass	048.117V4
<b>Temporary Restoration</b>				
RN Temporary Coping		for RN Solid Abutment, for crowns, height 8.5 mm	PMMA	048.655
		for RN Solid Abutment, for bridges, height 8.5 mm		048.654
<b>Protective Caps</b>				
RN Protective Cap		for 048.540, cementable, height 5.8 mm, packaging 4 pieces	PEEK	048.047V4
		for 048.541, cementable, height 7.3 mm, packaging 4 pieces		048.048V4
		for 048.542, cementable, height 8.8 mm, packaging 4 pieces		048.049V4

## Cement-Retained Restoration, Solid Abutments





Product	Image	Description	Material	Art.-No.
<b>Solid Abutments</b>				
RN Solid Abutment 6°		yellow, height 4 mm	Ti	048.540
		gray, height 5.5 mm		048.541
		blue, height 7 mm		048.542
<b>Burn-out Copings</b>				
Plastic Coping		for RN Solid Abutment, for crowns, height 10 mm	POM	048.245
		for RN Solid Abutment, for bridges, height 10 mm		048.246
<b>All-in-One Set</b>				
RN Solid All-in-One Set		for crowns, height 4 mm	PEEK/Ti/Al/ POM	040.740
		for crowns, height 5.5 mm		040.741
		for crowns, height 7 mm		040.742
		for bridges, height 4 mm		040.840
		for bridges, height 5.5 mm		040.841
		for bridges, height 7 mm		040.842

## Cement-Retained Restoration, Solid Abutments




Product	Image	Description	Material	Art.-No.
<b>Tools and Auxiliary Parts</b>				
Inserting Device		for RN Solid Abutment, 6°, short, length 13 mm	Stainless steel	046.067
		for RN Solid Abutment, 6°, long, length 19 mm		046.068










## Bar Construction, Plastic

Product	Image	Description	Material	Art.-No.
<b>Abutment</b>				
RN synOcta® 1.5 Screw-retained Abutment		with integral basal screw, height 1.5 mm	TAN	048.601
<b>Bar Burn-out Copings</b>				
RN synOcta® Plastic Coping		for synOcta® 1.5, for bridges and bars, height 10 mm	POM	048.227
<b>Auxiliary Parts and Screws</b>				
SCS Occlusal Screw		for occlusal screw-retained RN/WN Caps and Copings, length 4.4 mm	Ti	048.350
		for occlusal screw-retained RN/WN Caps and Copings, length 4.4 mm, packaging 4 pieces		048.350V4
<b>Bar Set (Plastic)</b>				
Bar Set Plastic		Includes: 2 x RN synOcta® 1.5 Abutment, screw-retained, 048.601, 2 x RN synOcta® Analogs, 048.124, 2 x RN synOcta® Plastic Coping, Bar, 048.227, 2 x SCS Occlusal Screw, 048.350	TAN/POM/Ti/ Stainless steel	040.197












## Tools and Auxiliary Parts for Bar

Product	Image	Description	Material	Art.-No.
RN synOcta® Impression Cap		for bars with 048.601, one-part, gray, height 5 mm, packaging 4 pieces	POM	048.093V4
RN Analog		for bars with snyOcta® 1.5 048.601, straight, angulation 0°, Ø 4.8 mm	Stainless steel	048.108
Polishing Protector		for RN synOcta® Copings, transocclusal screw-retained, length 15 mm		046.245








Novaloc®

Product	Image	Description	Material	Art.-No.
<b>Impression-taking/Master Cast Fabrication</b>				
Novaloc® Impression Coping		red, packaging 4 pieces	PEEK	2010.722-NOV
Novaloc® Model Analog		blue, packaging 4 pieces	Al	2010.721-NOV
		red, angled, angulation 15°, packaging 4 pieces		2010.720-NOV
<b>Novaloc® Abutments</b>				
RN Novaloc® Abutment		straight, angulation 0°, height 1 mm	TAV/ADLC	048.812
		straight, angulation 0°, height 2 mm		048.813
		straight, angulation 0°, height 3 mm		048.814
		straight, angulation 0°, height 4 mm		048.815
		straight, angulation 0°, height 5 mm		048.816
		straight, angulation 0°, height 6 mm		048.817
		angled, angulation 15°, height 2 mm		048.832
		angled, angulation 15°, height 3 mm		048.833
		angled, angulation 15°, height 4 mm		048.834
		angled, angulation 15°, height 5 mm		048.835
		angled, angulation 15°, height 6 mm		048.836
		<b>Novaloc® with M2 Thread for Bars</b>		
Novaloc® Bar Abutment		Novaloc® Bar Abutment, packaging 2 pieces	TAV/ADLC	048.857V2
<b>Replacement Screw</b>				
Screw		for NC/RC Screw-retained Abutments 17° and 30°, length 7.2 mm, for RC/NC/NNC Novaloc® Angled Abutments	TAN	025.0002

## Novaloc® Processing Packages and Matrix Housings

Product	Image	Description	Material	Art.-No.
<b>Processing Packages</b>				
Novaloc® Processing Package Titanium		includes: 2010.701-NOV Matrix Housing, titanium (including Processing Insert), 2 pieces 2010.711-NOV Retention Insert, white (light), 2 pieces 2010.712-NOV Retention Insert, yellow (medium), 2 pieces 2010.713-NOV Retention Insert, green (strong), 2 pieces 2010.724-NOV Processing Collar, silicone, 2 pieces	Ti/POM/ PEEK/Silicone	2010.601- NOV
Novaloc® Processing Package PEEK		includes: 2010.702-NOV Matrix Housing, PEEK (including Processing Insert), 2 pieces 2010.711-NOV Retention Insert, white (light), 2 pieces 2010.712-NOV Retention Insert, yellow (medium), 2 pieces 2010.713-NOV Retention Insert, green (strong), 2 pieces 2010.724-NOV Processing Collar, silicone, 2 pieces	PEEK/POM/ Silicone	2010.611- NOV
<b>Retention Inserts</b>				
Novaloc® Retention Insert		red, extra-light, approx. 300 g, packaging 4 pieces	PEEK	2010.710- NOV
		white, light, approx. 750 g, packaging 4 pieces		2010.711- NOV
		yellow, medium, approx. 1200 g, packaging 4 pieces		2010.712- NOV
		green, strong, approx. 1650 g, packaging 4 pieces		2010.713- NOV
		blue, extra-strong, approx. 2050 g, packaging 4 pieces		2010.714- NOV
		black, ultra-strong, approx. 2450 g, packaging 4 pieces		2010.715- NOV
<b>Matrix Housings</b>				
Novaloc® Matrix Housing, Titanium		including Processing Insert, packaging 4 pieces	Ti/POM	2010.701- NOV
Novaloc® Matrix Housing, PEEK			PEEK/POM	2010.702- NOV
Novaloc® Matrix Housing – Extended			Ti/POM	2010.703- NOV

## Novaloc® Tools and Auxiliary Parts










Product	Image	Description	Material	Art.-No.
Novaloc® Equipment Box		including 3 Instruments: 2010.731-NOV Novaloc® Processing Insert Removal Instrument (blue), 2010.741-NOV Novaloc® Retention Insert Instrument (brown), 2010.751-NOV Novaloc® Matrix Housing Extraction Instrument (gray)		2010.101-NOV
Novaloc® Block Out Spacer		white, packaging 4 pieces	POM	2010.723-NOV
Novaloc® Processing Collar		white, packaging 10 pieces	Silicone	2010.724-NOV
Novaloc® Processing Insert		white, packaging 4 pieces	POM	2010.725-NOV
Novaloc® Processing Insert Removal Instrument		blue	Al/Stainless steel	2010.731-NOV
Novaloc® Retention Insert Instrument		brown		2010.741-NOV
Novaloc® Matrix Housing Extraction Instrument		gray		2010.751-NOV

Prosthetics











RN

The Novaloc matrix system is also compatible with LOCATOR® abutments.










## LOCATOR®

Product	Image	Description	Material	Art.-No.
<b>Impression-taking/Master Cast Fabrication</b>				
LOCATOR® Impression Coping		height 4 mm, packaging 4 pieces	Al housing with LDPE insert	048.197V4
LOCATOR® Female Analog		length 10 mm, Ø 5 mm, packaging 4 pieces	Al	048.198V4
<b>LOCATOR® Abutments</b>				
RN LOCATOR® Abutment		height 1 mm	TAV/TiN	048.175
		height 2 mm		048.176
		height 3 mm		048.177
		height 4 mm		048.178
		height 5 mm		048.179
		height 6 mm		048.180
<b>LOCATOR® Bar Abutments</b>				
LOCATOR® Bar Abutment		M2 Thread (2.0 mm), height 1.78 mm, packaging 2 pieces	TAV/TiN	048.804V2

LOCATOR®

Product	Image	Description	Material	Art.-No.
<b>Lab Set, up to 20° Divergence Compensation</b>				
LOCATOR® Male Processing Package		includes: Denture Cap (∅ 5.5 mm, height 2.5 mm) with black Processing Male (height 1.9 mm), Block-out Spacer (048.196), clear Replacement Male (048.190), pink Replacement Male (048.191), blue Replacement Male (048.192), packaging 2 pieces	Ti/Nylon/ LDPE	048.189V2
LOCATOR® Replacement Male		clear, angulation 0°–10°, height 1.7 mm, 2.27 kg, packaging 4 pieces	Nylon	048.190V4
		pink, light retention, angulation 0°–10°, height 1.7 mm, 1.36 kg, packaging 4 pieces		048.191V4
		blue, extra-light retention, angle 0°–10°, height 1.7 mm, 0.68 kg, packaging 4 pieces		048.192V4
<b>Lab Set, up to 40° Divergence Compensation</b>				
LOCATOR® Male Processing Package		extended range, includes: Denture Cap (∅ 5.5 mm, height 2.5 mm) with black Processing Male (height 1.9 mm), Block-out Spacer (048.196), green Replacement Male (048.193), orange Replacement Male (048.188), red Replacement Male (048.194), packaging 2 pieces	Ti/Nylon/ LDPE	048.182V2
LOCATOR® Replacement Male		green, extended range, angulation 10°–20°, height 1.7 mm, 1.82 kg, packaging 4 pieces	Nylon	048.193V4
		orange, light retention, extended range, angulation 10°–20°, height 1.7 mm, 0.91 kg, packaging 4 pieces		048.188V4
		red, extra-light retention, extended range, angle 10°–20°, height 1.7 mm, 0.45 kg, packaging 4 pieces		048.194V4
		gray, extended range, zero retention, height 1.7 mm, packaging 4 pieces		048.181V4
<b>LOCATOR® for Bars</b>				
LOCATOR® Bar Male Processing Package		includes: Denture Cap (∅ 5.5 mm, height 2.5 mm) with yellow Processing Male, Block-out Spacer (048.196), clear Replacement Male (048.190), pink Replacement Male (048.191), blue Replacement Male (048.192), packaging 10 pieces	Ti/Nylon/ LDPE	048.805V10
		includes: Denture Cap (∅ 5.5 mm, height 2.5 mm) with yellow Processing Male, Block-out Spacer (048.196), clear Replacement Male (048.190), pink Replacement Male (048.191), blue Replacement Male (048.192), packaging 2 pieces		048.805V2













## LOCATOR® Components

Product	Image	Description	Material	Art.-No.
LOCATOR® Parallel Post		length 8 mm, packaging 4 pieces	LDPE	048.199V4
LOCATOR® Processing Male, black		height 1.9 mm, packaging 4 pieces		048.195V4
LOCATOR® Block-out Spacer		thickness 0.4 mm, packaging 20 pieces	Silicone rubber	048.196V20
LOCATOR® Processing Spacer		packaging 4 pieces	POM	048.218V4
LOCATOR® Abutment Holder Sleeve		to fasten abutment to the tool, packaging 4 pieces	PSU	046.413V4
<b>Tools and Auxiliary Parts</b>				
LOCATOR® Screwdriver		three-part, length 100 mm	Stainless steel	046.415
LOCATOR® Screwdriver		for Ratchet, short, length 15 mm		046.416
		for Ratchet, long, length 21 mm		046.417
LOCATOR® Angle Measurement Guide		length 50 mm, width 15 mm		048.200






Tissue Level WN  
Wide Neck






## Impression-taking/Master Cast Fabrication

Product	Image	Description	Material	Art.-No.
<b>Impression-taking (at implant level)</b>				
WN Impression Post for open-tray impression		screw-retained, height 11 mm	Al/Ti	048.091
WN Impression Post for closed-tray impression		snap-on cap, white, height 8 mm	POM	048.013
WN Impression Post for closed-tray impression		positioning cylinder, white, height 12 mm		048.095
		screw-retained, height 11 mm, with 1 guide screw & 2 caps	Al/Ti/POM	048.870
<b>Impression-taking (at abutment level)</b>				
WN Impression Post for open-tray impression		screw-retained, height 12 mm, for WN synOcta® 1.5 Abutment	Al/Ti	048.869
WN Impression Post for closed-tray impression		screw-retained, height 11 mm, for WN synOcta® 1.5 Abutment	Al/Ti/POM	048.871
<b>Analogs</b>				
WN Analog		gray, length 12 mm	Stainless steel	048.171
		for synOcta® 1.5 Abutment 048.603, straight, angulation 0°, Ø 6.5 mm		048.872
<b>Digital Impression</b>				
CARES® WN Mono Scanbody		including Fixation Screw, Ø 6.5 mm, height 10 mm	PEEK/TAN	048.169
WN synOcta® Analog		for fully digital and conventional workflow, length 17.8 mm	Stainless steel	048.172
<b>Bite Registration Aid</b>				
Bite Registration Aid		short, height 8 mm, Ø 5 mm, packaging 4 pieces	POM	048.940V4
		long, height 12 mm, Ø 5 mm, packaging 4 pieces		048.941V4





## Temporary Restoration

Product	Image	Description	Material	Art.-No.
<b>VITA CAD-Temp®</b>				
WN Temporary Abutment VITA CAD-Temp®		including screw 048.356, height 10 mm, Ø 10 mm	PMMA/TAN	048.242
<b>Replacement Screw</b>				
synOcta® Basal Screw		for RN/WN Variobase®, for RN/WN Novaloc® Angled Abutments, Gold Abutments and Temporary Abutments VITA CAD-Temp® and customized Titanium Abutment and Screw-retained Bridges and Bars, CARES®, CADCAM, length 6.7 mm	TAN	048.356
<b>Temporary Abutments</b>				
WN synOcta® Post		for temporary restorations, for crowns, including screw 049.181, height 9 mm	Ti	048.717
		for temporary restorations, for bridges, including screw 049.181, height 9 mm		048.718
<b>Replacement Screw</b>				
SCS Occlusal Screw		for RN/WN Titanium Alloy Temporary Abutment, length 7.6 mm	TAN	049.181













## Cement-Retained Restoration, Straight Abutment

Product	Image	Description	Material	Art.-No.
<b>Cementable Abutment</b>				
WN synOcta® Cementable Abutment		with integral basal screw, height 5.5 mm	Ti	048.606
<b>Burn-out Copings</b>				
WN synOcta® Plastic Coping		for 048.606, for crowns, height 7.35 mm	POM	048.243
		for 048.606, for bridges, height 7.35 mm		048.244
<b>Auxiliary Parts</b>				
Transfer Aid		for 048.606, height 6.5 mm, packaging 4 pieces	PC	048.054V4




## Cement-Retained Restoration, Angled Abutment

Product	Image	Description	Material	Art.-No.
<b>Angled Abutments, 15°</b>				
WN synOcta® Angled Abutment, 15°		type A, with integral basal screw, height 5.5 mm	Ti/TAN	048.608
		type B, with integral basal screw, height 5.5 mm		048.609
Plastic Shoulder		for WN synOcta® 15° Angled Abutments, angulation 15°, height 4 mm	POM	048.678
Transfer Aid		for WN synOcta® Angled Abutments, angulation 15°, height 5 mm	PC	048.032

## Cement or Screw-retained Restoration, CAD/CAM

Product	Image	Description	Material	Art.-No.
<b>Variobase® Abutments</b>				
WN Variobase® for Crown		including screw 048.356, Ø 7 mm, height 4.5 mm	TAN	n/a
		including screw 048.356, Ø 7 mm, height 6.5 mm		
WN Variobase® for Crown AS		including screw 048.906, Ø 7 mm, height 4.5 mm		
		including screw 048.906, Ø 7 mm, height 6.5 mm		
WN Variobase® for Bridge/ Bar Cylindrical		including screw 048.356 and Cementation Aid 1, Ø 7 mm, height 4.5 mm		
<b>CAD/CAM, Wax-up</b>				
WN Wax-up Sleeve		for single use, length 16.4 mm	PEEK	048.089
		packaging 4 pieces		048.089-04
<b>Digital Impression</b>				
CARES® WN Mono Scanbody		including Fixation Screw, Ø 6.5 mm, height 10 mm	PEEK/TAN	048.169
WN synOcta® Analog		for fully digital and conventional workflow, length 17.8 mm	Stainless steel	048.172
<b>Customized CARES® Abutments</b>				
CARES® Abutment WN, Titanium		available via digital workflow / Straumann Group centralized manufacturing centers; including screw (TAN)	Ti	n/a
CARES® Abutment WN, TAN			TAN	
CARES® Abutment WN, Cobalt Chromium			coron®	
CARES® Abutment AS WN Cobalt Chromium				




## Cement or Screw-retained Restoration, CAD/CAM

Product	Image	Description	Material	Art.-No.
<b>Replacement Screws</b>				
synOcta® Basal Screw		for RN/WN Variobase®, for RN/WN Novaloc® Angled Abutments, Gold Abutments and Temporary Abutments VITA CAD-Temp® and customized Titanium Abutment and Screw-retained Bridges and Bars, CARES®, CAD/CAM, length 6.7 mm	TAN	048.356
Basal Screw RN/WN Variobase® C		for Dentsply® Sirona®, for RN/WN Variobase® C, length 7.2 mm		022.0045
RN/WN Basal Screw AS		for RN/WN Variobase® for Crown AS, length 6.7 mm, only compatible with AS Screwdriver (green color-coding)		048.906

### Straumann® CARES® CAD/CAM














- Customized solutions ranging from individual tooth restorations to tooth-borne bridges to implant-borne restorations
- Wide range of applications and choice of materials
- Access to premium customized genuine Straumann® CARES® abutments through Straumann® CARES® Scan & Shape, without additional hardware and software investments
- Customized solutions for all indications
- Additional information at [www.straumann.com](http://www.straumann.com)

## Cement or Screw-retained Restoration, Gold Abutment


Product	Image	Description	Material	Art.-No.
<b>Gold Abutment</b>				
WN synOcta® Gold Abutment		for crowns, including screw 048.356, height 14.1 mm, alloy weight 0.795 g	Ceramicor®/ POM	<b>048.644</b>
		for bridges, including screw 048.356, height 12.5 mm, alloy weight 0.672 g		<b>048.803</b>
<b>Replacement Screw</b>				
synOcta® Basal Screw		for RN/WN Variobase®, for RN/WN Novaloc® Angled Abutments, Gold Abutments and Temporary Abutments VITA CAD-Temp® and customized Titanium Abutment and Screw-retained Bridges and Bars, CARES®, CAD/CAM, length 6.7 mm	TAN	<b>048.356</b>

Ceramicor® is a non-oxidizing precious metal alloy for casting on precious metal alloys.

## Cement or Screw-retained Restoration, Variobase®











Product	Image	Description	Material	Art.-No.
<b>Variobase® Abutments</b>				
WN Variobase® for Crown		including screw 048.356, Ø 7 mm, height 4.5 mm	TAN	048.711
		including screw 048.356, Ø 7 mm, height 6.5 mm		022.0023
WN Variobase® for Crown AS		including screw 048.906, Ø 7 mm, height 4.5 mm	TAN	048.878
		including screw 048.906, Ø 7 mm, height 6.5 mm		048.881
WN Variobase® C		for Dentsply® Sirona®, including screw 022.0045, Ø 6.7 mm, height 8.2 mm	TAN	022.0020
WN Variobase® for Bridge/ Bar Cylindrical		including screw 048.356 and Cementation Aid 1, Ø 7 mm, height 4.5 mm	TAN	048.379
<b>Burn-out Copings</b>				
WN Burn-out Coping		for Variobase® for Crown with height 4.5 mm, Ø 7 mm, height 11.1 mm	POM	048.269
		packaging 4 pieces		048.269V4
		for Variobase® for Crown with height 6.5 mm, Ø 7 mm, height 11.1 mm		023.0016
packaging 4 pieces		023.0016V4		
WN Burn-out Coping		for Variobase® for Bridge/Bar Cylindrical with height 4.5 mm, Ø 7 mm, height 11.1 mm	POM	048.382
		packaging 4 pieces		048.382V4
<b>Burn-out Copings AS</b>				
WN Burn-out Coping		angulation 25°, Variobase® for Crown AS	POM	048.898
<b>Replacement Screws</b>				
synOcta® Basal Screw		for RN/WN Variobase®, for RN/WN Novaloc® Angled Abutments, Gold Abutments and Temporary Abutments VITA CAD-Temp® and customized Titanium Abutment and Screw-retained Bridges and Bars, CARES®, CADCAM, length 6.7 mm	TAN	048.356
Basal Screw RN/WN Variobase® C		for Dentsply® Sirona®, for RN/WN Variobase® C, length 7.2 mm		022.0045
RN/WN Basal Screw AS		for RN/WN Variobase® for Crown AS, length 6.7 mm, only compatible with AS Screwdriver (green color-coding)		048.906

## Screw-retained Restoration, synOcta® 1.5

Product	Image	Description	Material	Art.-No.
<b>Abutment</b>				
WN synOcta® 1.5 Screw-retained Abutment		with integral basal screw, height 1.5 mm	TAN	048.603
<b>Gold Copings</b>				
WN synOcta® Gold Coping		for synOcta® 1.5 (including modeling aid), for crowns, height 4.75/12 mm, alloy weight 0.898 g	Ceramicor®/ POM	048.639
		for synOcta® 1.5 (including modeling aid), for bridges, height 4.75/12 mm, alloy weight 0.879 g		048.638
<b>Burn-out Copings</b>				
WN synOcta® Plastic Coping		for crowns, height 10 mm	POM	048.667
		for bridges, height 10 mm		048.666
<b>Screws</b>				
SCS Occlusal Screw		for occlusal screw-retained RN/WN Caps and Copings, length 4.4 mm	Ti	048.350
		for occlusal screw-retained RN/WN Caps and Copings, length 4.4 mm, packaging 4 pieces		048.350V4












Ceramicor® is a non-oxidizing precious metal alloy for casting on precious metal alloys.

## Impression-taking/Master Cast Fabrication for Solid Abutments





Product	Image	Description	Material	Art.-No.
<b>Impression-taking/Master Cast Fabrication</b>				
WN Impression Post for closed-tray impression		snap-on cap, white, height 8 mm	POM	048.013
Positioning Cylinder		for 048.545, green, height 10 mm		048.065
		for 048.546, brown, height 10 mm	048.066	
Implant Analog		for 048.545, length 16 mm	Al	048.165
		for 048.546, length 17.5 mm		048.166
Shoulder Analog		for WN Solid Abutment, length 10 mm		048.140
<b>Temporary Restoration</b>				
WN Temporary Coping		for WN Solid Abutment, for crowns, height 7.3 mm	PMMA	048.657
		for WN Solid Abutment, for bridges, height 7.3 mm		048.656
<b>Protective Caps</b>				
WN Protective Cap		for 048.545, height 6 mm	PEEK	048.051
		for 048.546, height 7.5 mm		048.052














## Cement-Retained Restoration, Solid Abutments

Product	Image	Description	Material	Art.-No.
<b>Solid Abutments</b>				
WN Solid Abutment 6°		green, height 4 mm	Ti	048.545
		brown, height 5.5 mm		048.546
<b>Burn-out Copings</b>				
Plastic Coping		for WN Solid Abutment, for crowns, height 7 mm	POM	048.247
		for WN Solid Abutment, for bridges, height 7 mm		048.248
<b>All-in-One Set</b>				
WN Solid All-in-One Set		for crowns, height 4 mm	Ti/POM/Al/ PEEK	040.745
		for crowns, height 5.5 mm		040.746
		for bridges, height 4 mm		040.845
		for bridges, height 5.5 mm		040.846
<b>Tools and Auxiliary Parts</b>				
SCS Screwdriver		for Ratchet, extra short, length 15 mm	Stainless steel	046.400
		for Ratchet, short, length 21 mm		046.401
		for Ratchet, long, length 27 mm		046.402








Novaloc®

Product	Image	Description	Material	Art.-No.
<b>Impression-taking/Master Cast Fabrication</b>				
Novaloc® Impression Coping		red, packaging 4 pieces	PEEK	2010.722-NOV
Novaloc® Model Analog		blue, packaging 4 pieces	Al	2010.721-NOV
		red, angled, angulation 15°, packaging 4 pieces		2010.720-NOV
<b>Novaloc® Abutments</b>				
WN Novaloc® Abutment		straight, angulation 0°, height 1 mm	TAV/ADLC	048.818
		straight, angulation 0°, height 2 mm		048.819
		straight, angulation 0°, height 3 mm		048.820
		straight, angulation 0°, height 4 mm		048.821
		straight, angulation 0°, height 5 mm		048.822
		straight, angulation 0°, height 6 mm		048.823
		angled, angulation 15°, height 2 mm		048.837
		angled, angulation 15°, height 3 mm		048.838
		angled, angulation 15°, height 4 mm		048.839
		angled, angulation 15°, height 5 mm		048.840
		angled, angulation 15°, height 6 mm		048.841
		<b>Novaloc® with M2 Thread for Bars</b>		
Novaloc® Bar Abutment		Novaloc® Bar Abutment, packaging 2 pieces	TAV/ADLC	048.857V2
<b>Replacement Screw</b>				
Screw		for NC/RC Screw-retained Abutments 17° and 30°, length 7.2 mm, for RC/NC/NNC Novaloc® Angled Abutments	TAN	025.0002

## Novaloc® Processing Packages and Matrix Housings









Product	Image	Description	Material	Art.-No.
<b>Processing Packages</b>				
Novaloc® Processing Package Titanium		includes: 2010.701-NOV Matrix Housing, titanium (including Processing Insert), 2 pieces 2010.711-NOV Retention Insert, white (light), 2 pieces 2010.712-NOV Retention Insert, yellow (medium), 2 pieces 2010.713-NOV Retention Insert, green (strong), 2 pieces 2010.724-NOV Processing Collar, silicone, 2 pieces	Ti/POM/ PEEK/Silicone	2010.601-NOV
Novaloc® Processing Package PEEK		includes: 2010.702-NOV Matrix Housing, PEEK (including Processing Insert), 2 pieces 2010.711-NOV Retention Insert, white (light), 2 pieces 2010.712-NOV Retention Insert, yellow (medium), 2 pieces 2010.713-NOV Retention Insert, green (strong), 2 pieces 2010.724-NOV Processing Collar, silicone, 2 pieces	PEEK/POM/ Silicone	2010.611-NOV
<b>Retention Inserts</b>				
Novaloc® Retention Insert		red, extra-light, approx. 300 g, packaging 4 pieces	PEEK	2010.710-NOV
		white, light, approx. 750 g, packaging 4 pieces		2010.711-NOV
		yellow, medium, approx. 1200 g, packaging 4 pieces		2010.712-NOV
		green, strong, approx. 1650 g, packaging 4 pieces		2010.713-NOV
		blue, extra-strong, approx. 2050 g, packaging 4 pieces		2010.714-NOV
		black, ultra-strong, approx. 2450 g, packaging 4 pieces		2010.715-NOV
<b>Matrix Housings</b>				
Novaloc® Matrix Housing, Titanium		including Processing Insert, packaging 4 pieces	Ti/POM	2010.701-NOV
Novaloc® Matrix Housing, PEEK			PEEK/POM	2010.702-NOV
Novaloc® Matrix Housing – Extended			Ti/POM	2010.703-NOV

## Novaloc® Tools and Auxiliary Parts





Product	Image	Description	Material	Art.-No.
Novaloc® Equipment Box		including 3 Instruments: 2010.731-NOV Novaloc® Processing Insert Removal Instrument (blue), 2010.741-NOV Novaloc® Retention Insert Instrument (brown), 2010.751-NOV Novaloc® Matrix Housing Extraction Instrument (gray)		2010.101-NOV
Novaloc® Block Out Spacer		white, packaging 4 pieces	POM	2010.723-NOV
Novaloc® Processing Collar		white, packaging 10 pieces	Silicone	2010.724-NOV
Novaloc® Processing Insert		white, packaging 4 pieces	POM	2010.725-NOV
Novaloc® Processing Insert Removal Instrument		blue	Al/Stainless steel	2010.731-NOV
Novaloc® Retention Insert Instrument		brown		2010.741-NOV
Novaloc® Matrix Housing Extraction Instrument		gray		2010.751-NOV

The Novaloc matrix system is also compatible with LOCATOR® abutments.

## LOCATOR®

Product	Image	Description	Material	Art.-No.
<b>Impression-taking/Master Cast Fabrication</b>				
LOCATOR® Impression Coping		height 4 mm, packaging 4 pieces	Al housing with LDPE insert	048.197V4
LOCATOR® Female Analog		length 10 mm, Ø 5 mm, packaging 4 pieces	Al	048.198V4
<b>LOCATOR® Abutments</b>				
WN LOCATOR® Abutment		height 1 mm	TAV/TiN	048.183
		height 2 mm		048.184
		height 3 mm		048.185
		height 4 mm		048.186
		height 5 mm		048.187
<b>LOCATOR® Bar Abutments</b>				
LOCATOR® Bar Abutment		M2 Thread (2.0 mm), height 1.78 mm, packaging 2 pieces	TAV/TiN	048.804V2










LOCATOR®

Product	Image	Description	Material	Art.-No.
<b>Lab Set, up to 20° Divergence Compensation</b>				
LOCATOR® Male Processing Package		includes: Denture Cap (∅ 5.5 mm, height 2.5 mm) with black Processing Male (height 1.9 mm), Block-out Spacer (048.196), clear Replacement Male (048.190), pink Replacement Male (048.191), blue Replacement Male (048.192), packaging 2 pieces	Ti/Nylon/ LDPE	048.189V2
LOCATOR® Replacement Male		clear, angulation 0°–10°, height 1.7 mm, 2.27 kg, packaging 4 pieces	Nylon	048.190V4
		pink, light retention, angulation 0°–10°, height 1.7 mm, 1.36 kg, packaging 4 pieces		048.191V4
		blue, extra-light retention, angle 0°–10°, height 1.7 mm, 0.68 kg, packaging 4 pieces		048.192V4
<b>Lab Set, up to 40° Divergence Compensation</b>				
LOCATOR® Male Processing Package		extended range, includes: Denture Cap (∅ 5.5 mm, height 2.5 mm) with black Processing Male (height 1.9 mm), Block-out Spacer (048.196), green Replacement Male (048.193), orange Replacement Male (048.188), red Replacement Male (048.194), packaging 2 pieces	Ti/Nylon/ LDPE	048.182V2
LOCATOR® Replacement Male		green, extended range, angulation 10°–20°, height 1.7 mm, 1.82 kg, packaging 4 pieces	Nylon	048.193V4
		orange, light retention, extended range, angulation 10°–20°, height 1.7 mm, 0.91 kg, packaging 4 pieces		048.188V4
		red, extra-light retention, extended range, angle 10°–20°, height 1.7 mm, 0.45 kg, packaging 4 pieces		048.194V4
		gray, extended range, zero retention, height 1.7 mm, packaging 4 pieces		048.181V4
<b>LOCATOR® for Bars</b>				
LOCATOR® Bar Male Processing Package		includes: Denture Cap (∅ 5.5 mm, height 2.5 mm) with yellow Processing Male, Block-out Spacer (048.196), clear Replacement Male (048.190), pink Replacement Male (048.191), blue Replacement Male (048.192), packaging 10 pieces	Ti/Nylon/ LDPE	048.805V10
		includes: Denture Cap (∅ 5.5 mm, height 2.5 mm) with yellow Processing Male, Block-out Spacer (048.196), clear Replacement Male (048.190), pink Replacement Male (048.191), blue Replacement Male (048.192), packaging 2 pieces		048.805V2

















Prosthetics

WN

## LOCATOR® Components

Product	Image	Description	Material	Art.-No.
LOCATOR® Parallel Post		length 8 mm, packaging 4 pieces	LDPE	048.199V4
LOCATOR® Processing Male, black		height 1.9 mm, packaging 4 pieces		048.195V4
LOCATOR® Block-out Spacer		thickness 0.4 mm, packaging 20 pieces	Silicone rubber	048.196V20
LOCATOR® Processing Spacer		packaging 4 pieces	POM	048.218V4
LOCATOR® Abutment Holder Sleeve		to fasten abutment to the tool, packaging 4 pieces	PSU	046.413V4
<b>Tools and Auxiliary Parts</b>				
LOCATOR® Screwdriver		three-part, length 100 mm	Stainless steel	046.415
LOCATOR® Screwdriver		for Ratchet, short, length 15 mm		046.416
		for Ratchet, long, length 21 mm		046.417
LOCATOR® Angle Measurement Guide		length 50 mm, width 15 mm		048.200






















## PLAN Abutments

Product	Image	Description	Material	Art.-No.
<b>Prosthetic Planning Kit</b>				
Soft Tissue Level PLAN-Set		Includes: all PLAN Abutments for Tissue Level, length 278 mm, width 124 mm, height 33 mm	PC	048.904
Soft Tissue Level PLAN Cassette		empty, length 278 mm, width 124 mm, height 33 mm		048.905
<b>NNC PLAN Abutments</b>				
NNC PLAN Cementable Abutment, straight		for crowns and bridges, height 5.7 mm, packaging 4 pieces	POM	048.943V4
>NNC PLAN Cementable Abutment, angled 15°		type A, height 5.9 mm, packaging 4 pieces		048.944V4
		type B, height 5.9 mm, packaging 4 pieces		048.945V4
NNC PLAN Novaloc® Abutment*		height 1–6 mm, packaging 4 pieces		048.951V4
>NNC PLAN Novaloc® Abutment		angled, angulation 15°, height 2–6 mm, Type A, packaging 4 pieces		048.855V4
		angled, angulation 15°, height 2–6 mm, Type B, packaging 4 pieces		048.856V4
>NNC PLAN LOCATOR® Abutment*		height 1 mm, packaging 4 pieces		048.946V4
		height 2 mm, packaging 4 pieces		048.947V4
		height 3 mm, packaging 4 pieces		048.948V4
		height 4 mm, packaging 4 pieces		048.949V4
		height 5 mm, packaging 4 pieces		048.950V4
>NNC PLAN Solid Abutment		height 4 mm, packaging 4 pieces		048.952V4
		height 5.5 mm, packaging 4 pieces		048.953V4
		height 7 mm, packaging 4 pieces	048.954V4	

\*The NNC Novaloc® Plan Abutment (048.951V4) is also compatible with LOCATOR® Components.
















## PLAN Abutments

Product	Image	Description	Material	Art.-No.
<b>RN PLAN Abutments</b>				
RN synOcta® 1.5 PLAN Abutment		height 1.5 mm, packaging 4 pieces	POM	048.929V4
RN synOcta® Cementable PLAN Abutment		height 5.5 mm, packaging 4 pieces		048.930V4
RN synOcta® Transversal PLAN Abutment		height 4 mm, packaging 4 pieces		048.921V4
RN synOcta® Angled PLAN Abutment, 15°		type A, short, height 5.7 mm, packaging 4 pieces		048.916V4
		type B, short, height 5.7 mm, packaging 4 pieces		048.917V4
RN synOcta® Angled PLAN Abutment, 20°		type A, short, height 5.7 mm, packaging 4 pieces		048.918V4
		type B, short, height 5.7 mm, packaging 4 pieces		048.919V4
RN synOcta® Angled PLAN Abutment, 15°		type A, long, height 6.7 mm, packaging 4 pieces		048.922V4
		type B, long, height 6.7 mm, packaging 4 pieces		048.923V4
RN synOcta® Angled PLAN Abutment, 20°		type A, long, height 6.7 mm, packaging 4 pieces		048.924V4
		type B, long, height 6.7 mm, packaging 4 pieces		048.925V4
RN PLAN Novaloc® Abutment*		height 1–6 mm, packaging 4 pieces		048.280V4
RN PLAN Novaloc® Abutment		angled 15°, height 2–6 mm		048.853V4
RN PLAN LOCATOR® Abutment*		height 1 mm, packaging 4 pieces		048.275V4
		height 2 mm, packaging 4 pieces		048.276V4
		height 3 mm, packaging 4 pieces		048.277V4
		height 4 mm, packaging 4 pieces		048.278V4
		height 5 mm, packaging 4 pieces		048.279V4
RN PLAN Solid Abutment		height 4 mm, packaging 4 pieces		048.926V4
		height 5.5 mm, packaging 4 pieces	048.927V4	
		height 7 mm, packaging 4 pieces	048.928V4	

\*The RN Novaloc® Plan Abutment (048.280V4) is also compatible with LOCATOR® Components.

## PLAN Abutments








Product	Image	Description	Material	Art.-No.
<b>WN PLAN Abutments</b>				
WN synOcta® 1.5 PLAN Abutment		height 1.5 mm, packaging 4 pieces	POM	048.931V4
WN synOcta® Cementable PLAN Abutment		height 5.5 mm, packaging 4 pieces		048.932V4
WN synOcta® 15° Angled PLAN Abutment		type A, height 5.5 mm, packaging 4 pieces		048.933V4
		type B, height 5.5 mm, packaging 4 pieces		048.934V4
WN Novaloc® Plan Abutment*		straight 0°, height 1–6 mm, packaging 4 pieces		048.852V4
WN Novaloc® Plan Abutment		angled 15°, height 2–6 mm, packaging 4 pieces		048.854V4
WN PLAN LOCATOR® Abutment*		height 1 mm, packaging 4 pieces		048.283V4
		height 2 mm, packaging 4 pieces		048.284V4
		height 3 mm, packaging 4 pieces		048.285V4
		height 4 mm, packaging 4 pieces		048.286V4
		height 5 mm, packaging 4 pieces	048.287V4	
WN PLAN Solid Abutment 6°		height 4 mm, packaging 4 pieces	048.938V4	
		height 5.5 mm, packaging 4 pieces	048.939V4	

\*The WN Novaloc® Plan Abutment (048.852V4) is also compatible with LOCATOR® Components.



Bone Level Tapered SC  
Small CrossFit®









## Impression-taking/Master Cast Fabrication

Product	Image	Description	Material	Art.-No.
<b>Impression Posts and Analog</b>				
SC Impression Post Open Tray, short		short, with guide screw, length 17.1 mm	TAN	025.0021
SC Impression Post Open Tray, long		long, with guide screw, length 24 mm		025.0022
SC Impression Post Closed Tray, long		with 1 guide screw & 2 caps, length 19 mm	TAN/POM	025.0020
SC Impression Post Closed Tray, short		with 1 guide screw & 2 caps, length 12 mm		025.0062
SC Implant Analog		length 11 mm	TAN	025.0023
<b>Digital Impression</b>				
SC CARES® Mono Scanbody		∅ 3.5 mm, height 10 mm	PEEK/TAN	025.0025
SC Repositionable Implant Analog		length 17 mm	Stainless steel	025.0024

## Temporary Restorations

Product	Image	Description	Material	Art.-No.
<b>Temporary Abutments</b>				
SC Temporary Abutment		including screw 025.0031, crown, oval, gingiva height 1 mm	TAN	024.0011
		including screw 025.0031, crown, oval, gingiva height 2 mm		024.0015
		including screw 025.0031, crown, oval, gingiva height 3 mm		024.0016
<b>Replacement Screws</b>				
SC Polishing Aid		for crowns	Stainless steel	025.0029
SC Basal Screw B		length 7 mm	TAN	025.0031





## Cement or Screw-retained Restorations, CAD/CAM

Product	Image	Description	Material	Art.-No.
<b>Variobase® Abutments</b>				
SC Variobase® for Crown		including screw 025.0031, oval, gingiva height 1 mm	TAN	n/a
		including screw 025.0031, oval, gingiva height 2 mm		
		including screw 025.0031, oval, gingiva height 3 mm		
<b>Digital Impression</b>				
SC CARES® Mono Scanbody		∅ 3.5 mm, height 10 mm	PEEK/TAN	025.0025
SC Repositionable Implant Analog		length 17 mm	Stainless steel	025.0024
<b>SC Straumann® CARES® Abutment</b>				
SC Straumann® CARES® Abutment		available via digital workflow / Straumann Group centralized manufacturing centers; including screw (TAN)	TAN	n/a
SC Straumann® CARES® Abutment		available via CARES® scanner system or Scan & Shape Service		
<b>Replacement Screws</b>				
SC Basal Screw B		length 7 mm	TAN	025.0031

### Straumann® CARES® CAD/CAM

- Customized solutions for single tooth restoration
- Wide range of applications and choice of materials
- Access to premium customized genuine Straumann® CARES® abutments through Straumann® CARES® Scan & Shape, without additional hardware and software investments
- Additional information at [www.straumann.com](http://www.straumann.com)











## Cement or Screw-retained Restorations, Variobase®

Product	Image	Description	Material	Art.-No.
<b>Variobase® Abutments</b>				
SC Variobase® for Crown		including screw 025.0031, oval, gingiva height 1 mm	TAN	022.0038
		including screw 025.0031, oval, gingiva height 2 mm		022.0039
		including screw 025.0031, oval, gingiva height 3 mm		022.0040
<b>Burn-out Copings</b>				
SC Burn-out Coping		for Variobase® for Crown, height 12 mm	POM	023.0011
		packaging 4 pieces		023.0011V4


Bone Level and Bone Level Tapered NC  
Narrow CrossFit®



## Impression-taking/Master Cast Fabrication

Product	Image	Description	Material	Art.-No.
<b>Impression Posts and Analog</b>				
NC Impression Post		screw-retained, for open-tray impression, short, length 16.5 mm	TAN	025.2202
		screw-retained, non engaging, for open-tray impression, short, length 16.5 mm		025.0057
		screw-retained, for open-tray impression, long, length 30 mm		025.2205
		screw-retained, non engaging, for open-tray impression, long, length 30 mm		025.0058
		screw-retained, for closed-tray impression, includes 2 caps, length 12.3 mm	TAN/POM	025.2201
NC Implant Analog		length 11 mm	TAN	025.2101
<b>Digital Impression</b>				
CARES® NC Mono Scanbody		including Fixation Screw, Ø 3.5 mm, height 10 mm	PEEK/TAN	025.2915
NC Repositionable Implant Analog		for fully digital and conventional workflow, length 17 mm	Stainless steel	025.2102
<b>Bite Registration Aid</b>				
NC Bite Registration Aid		short, height 8 mm, packaging 4 pieces	POM	025.2208-04
		long, height 12 mm, packaging 4 pieces		025.2212-04










## Temporary Restorations

Product	Image	Description	Material	Art.-No.
<b>VITA CAD-Temp®</b>				
NC Temporary Abutment VITA CAD-Temp®		including screw 025.2908, height 11 mm, Ø 5 mm	PMMA/TAN	024.2372
<b>Replacement Screw</b>				
NC Basal Screw		for NC Cementable Abutments and Temporary Abutment VITA CAD-Temp®, length 7.9 mm	TAN	025.2908
<b>Temporary Abutments</b>				
NC Temporary Abutment		for crowns, including screw 025.2900, height 11 mm, Ø 3.5 mm	TAN	024.2371
		for bridges, including screw 025.2900, height 11 mm, Ø 3.5 mm		024.2375
<b>Immediate Temporary Abutments</b>				
NC Immediate Temporary Abutment		for crowns, gingiva height 1 mm	TAN	022.01155
		for crowns, gingiva height 2 mm		022.01165
		for crowns, gingiva height 3 mm		022.01175
Plastic Coping		for Immediate Temporary Abutment, packaging 2 pieces	PMMA	023.0033V2
<b>Replacement Screw</b>				
NC Basal Screw		for NC Anatomic Abutments, NC Variobase® for Crown and Variobase® C, NC Gold Abutments and NC Gold and Titanium Abutments for bars, length 7.9 mm	TAN	025.2900













## Cement-Retained Restoration, Anatomic Abutments

Product	Image	Description	Material	Art.-No.
<b>Anatomic Abutments, Titanium</b>				
NC Anatomic Abutment		straight, including screw 025.2900, gingiva height 2 mm	Ti	022.2102
		straight, including screw 025.2900, gingiva height 3.5 mm		022.2104
		angled, angulation 15°, including screw 025.2900, gingiva height 2 mm		022.2152
		angled, angulation 15°, including screw 025.2900, gingiva height 3.5 mm		022.2154
<b>Replacement Screw</b>				
NC Basal Screw		for NC Anatomic Abutments, NC Variobase® for Crown and Variobase® C, NC Gold Abutments and NC Gold and Titanium Abutments for bars, length 7.9 mm	TAN	025.2900

## Cement-Retained Restoration, Cementable Abutments

Product	Image	Description	Material	Art.-No.
<b>Impression Caps (at abutment level) for Single Crown Restoration (engaging)</b>				
NC Impression Cap		for Cementable Abutments, Ø 3.5 mm, abutment height 4 mm, packaging 4 pieces	POM	025.2203-04
		for Cementable Abutments, Ø 5 mm, abutment height 4 mm, packaging 4 pieces		025.2204-04
		for Cementable Abutments, Ø 5 mm, abutment height 5.5 mm, packaging 4 pieces		025.2220-04
<b>Analogs</b>				
NC Implant Analog		for Cementable Abutments, Ø 3.5 mm, abutment height 4 mm	TAN	025.2112
		for Cementable Abutments, Ø 3.5 mm, abutment height 5.5 mm		025.2116
		for Cementable Abutments, Ø 5 mm, abutment height 4 mm		025.2122
		for Cementable Abutments, Ø 5 mm, abutment height 5.5 mm		025.2126
<b>Temporary Restoration</b>				
NC Temporary Coping		for Cementable Abutments, Ø 3.5 mm	PMMA	024.2346
		for Cementable Abutments, Ø 5 mm		024.2356




## Cement-Retained Restoration, Cementable Abutments

Product	Image	Description	Material	Art.-No.
<b>Protective Caps</b>				
NC Protective Cap		for Cementable Abutments, Ø 3.5 mm, abutment height 4 mm, packaging 4 pieces	PEEK	024.2312-04
		for Cementable Abutments, Ø 3.5 mm, abutment height 5.5 mm, packaging 4 pieces		024.2316-04
		for Cementable Abutments, Ø 5 mm, abutment height 4 mm, packaging 4 pieces		024.2322-04
		for Cementable Abutments, Ø 5 mm, abutment height 5.5 mm, packaging 4 pieces		024.2326-04
<b>Transfer Aid</b>				
NC Transfer Aid		for Cementable Abutments, Ø 3.5 mm, packaging 4 pieces	PC	025.2911-04
		for Cementable Abutments, Ø 5 mm, packaging 4 pieces		025.2912-04
<b>Cementable Abutments with Emergence Profile Ø 3.5 mm</b>				
NC Cementable Abutment		including screw 025.2908, Ø 3.5 mm, gingiva height 1 mm, abutment height 4 mm	Ti	022.2311
		including screw 025.2908, Ø 3.5 mm, gingiva height 2 mm, abutment height 4 mm		022.2312
		including screw 025.2908, Ø 3.5 mm, gingiva height 3 mm, abutment height 4 mm		022.2313
		including screw 025.2908, Ø 3.5 mm, gingiva height 1 mm, abutment height 5.5 mm		022.2315
		including screw 025.2908, Ø 3.5 mm, gingiva height 2 mm, abutment height 5.5 mm		022.2316
		including screw 025.2908, Ø 3.5 mm, gingiva height 3 mm, abutment height 5.5 mm		022.2317

## Cement-Retained Restoration, Cementable Abutments

Product	Image	Description	Material	Art.-No.
<b>Cementable Abutments with Emergence Profile Ø 5 mm</b>				
NC Cementable Abutment		including screw 025.2908, Ø 5 mm, gingiva height 1 mm, abutment height 4 mm	Ti	022.2321
		including screw 025.2908, Ø 5 mm, gingiva height 2 mm, abutment height 4 mm		022.2322
		including screw 025.2908, Ø 5 mm, gingiva height 3 mm, abutment height 4 mm		022.2323
		including screw 025.2908, Ø 5 mm, gingiva height 1 mm, abutment height 5.5 mm		022.2325
		including screw 025.2908, Ø 5 mm, gingiva height 2 mm, abutment height 5.5 mm		022.2326
		including screw 025.2908, Ø 5 mm, gingiva height 3 mm, abutment height 5.5 mm		022.2327
<b>Burn-out Copings, Emergence Profile Ø 3.5 mm</b>				
NC Coping		for crowns on Cementable Abutments, Ø 3.5 mm	POM	023.2316
		for bridges on Cementable Abutments, Ø 3.5 mm		023.2310
<b>Burn-out Copings, Emergence Profile Ø 5 mm</b>				
NC Coping		for crowns on Cementable Abutments, Ø 5 mm	POM	023.2326
		for bridges on Cementable Abutments, Ø 5 mm		023.2320
<b>Replacement Screw</b>				
NC Basal Screw		for NC Cementable Abutments and Temporary Abutment VITA CAD-Temp®, length 7.9 mm	TAN	025.2908







## Cement-Retained Restoration, All-in-One Set

Product	Image	Description	Material	Art.-No.
<b>All-in-One Sets for Emergence Profile Ø 3.5 mm</b>				
NC Cementable All-in-One Set for Crowns		Ø 3.5 mm, gingiva height 1 mm, abutment height 4 mm	Ti/TAN/POM/ PEEK	027.4301
		Ø 3.5 mm, gingiva height 2 mm, abutment height 4 mm		027.4302
		Ø 3.5 mm, gingiva height 3 mm, abutment height 4 mm		027.4303















Prosthetics

NC

## Cement-Retained Restoration, All-in-One Set











Product	Image	Description	Material	Art.-No.
<b>All-in-One Sets for Emergence Profile Ø 5 mm</b>				
NC Cementable All-in-One Set for Crowns		Ø 5 mm, gingiva height 1 mm, abutment height 4 mm	Ti/TAN/POM/ PEEK	027.4307
		Ø 5 mm, gingiva height 2 mm, abutment height 4 mm		027.4308
		Ø 5 mm, gingiva height 3 mm, abutment height 4 mm		027.4309
		Ø 5 mm, gingiva height 1 mm, abutment height 5.5 mm		027.4310
		Ø 5 mm, gingiva height 2 mm, abutment height 5.5 mm		027.4311
		Ø 5 mm, gingiva height 3 mm, abutment height 5.5 mm		027.4312

## Cement or Screw-retained Restoration, CAD/CAM

Product	Image	Description	Material	Art.-No.
<b>Variobase® Abutments</b>				
NC Variobase® for Crown		including screw 025.2900, Ø 3.8 mm, height 3.5 mm, gingiva height 1 mm	TAN	n/a
		including screw 025.2900, Ø 3.8 mm, height 3.5 mm, gingiva height 2 mm		
		including screw 025.2900, Ø 3.8 mm, height 3.5 mm, gingiva height 3 mm		
		including screw 025.2900, Ø 3.8 mm, height 5.5 mm, gingiva height 1 mm		
		including screw 025.2900, Ø 3.8 mm, height 5.5 mm, gingiva height 2 mm		
		including screw 025.2900, Ø 3.8 mm, height 5.5 mm, gingiva height 3 mm		
NC Variobase® for Crown AS		including screw 025.0055, Ø 4.1 mm, height 3.5 mm, gingiva height 1 mm		
		including screw 025.0055, Ø 4.1 mm, height 5.5 mm, gingiva height 1 mm		
NC Variobase® for Bridge/Bar Cylindrical		including screw 025.2926 and Cementation Aid 2, Ø 4.5 mm, height 3.5 mm		
Variobase® for Bridge/Bar Cylindrical Coping for Screw-retained Abutments Ø 3.5 mm		for Screw-retained Abutments Ø 3.5 mm, including screw 023.4763 and Cementation Aid 3, Ø 4.2 mm, height 4 mm		
Variobase® for Bridge/Bar Cylindrical Coping for Screw-retained Abutments Ø 4.6 mm		for Screw-retained Abutments Ø 4.6 mm, including screw 023.4763 and Cementation Aid 3, Ø 5.1 mm, height 4 mm		
<b>CAD/CAM, Wax-up</b>				
NC Wax-up Sleeve		for single use, length 15.2 mm	PEEK	025.2903
		packaging 4 pieces		025.2903-04
<b>Digital Impression</b>				
CARES® NC Mono Scanbody		including Fixation Screw, Ø 3.5 mm, height 10 mm	PEEK/TAN	025.2915
NC Repositionable Implant Analog		for fully digital and conventional workflow, length 17 mm	Stainless steel	025.2102



## Cement or Screw-retained Restoration, CAD/CAM

Product	Image	Description	Material	Art.-No.
<b>Customized CARES® Abutments</b>				
CARES® Abutment NC, Ceramic		available via digital workflow / Straumann Group centralized manufacturing centers; including screw (TAN)	Zirconia	n/a
CARES® Abutment NC, Titanium			Ti	
CARES® Abutment NC, TAN			TAN	
CARES® Abutment NC, Cobalt Chromium			coron®	
CARES® Abutment AS NC Cobalt Chromium				
<b>Replacement Screws</b>				
NC Basal Screw		for NC Anatomic Abutments, NC Variobase® for Crown and Variobase® C, NC Gold Abutments and NC Gold and Titanium Abutments for bars, length 7.9 mm	TAN	025.2900
NC Basal Screw		for NC IPS e.max® Anatomic Abutments and CARES® Zirconia Abutments, length 8.9 mm		025.2906
NC/RC SRBB Bone Level Screw		for CAD/CAM CARES® Screw-retained Bridges/Bars, for Variobase® for Bridge/Bar Cylindrical, length 7.9 mm		025.2926
Occlusal Screw		for Titanium, Gold, Burn-Out and Variobase® Copings for Screw-retained Abutments, length 3.7 mm		023.4763
NC/RC Basal Screw AS		for NC/RC Variobase® for Crown AS, length 7.9 mm, only compatible with AS Screwdriver (green color-coding)		025.0055




Prosthetics

NC

### Straumann® CARES® CAD/CAM


















- Customized solutions ranging from individual tooth restorations to tooth-borne bridges to implant-borne restorations
- Wide range of applications and choice of materials
- Access to premium customized genuine Straumann® CARES® abutments through Straumann® CARES® Scan & Shape, without additional hardware and software investments
- Customized solutions for all indications
- Additional information at [www.straumann.com](http://www.straumann.com)

## Cement or Screw-retained Restoration, Gold Abutment

Product	Image	Description	Material	Art.-No.
<b>Gold Abutment</b>				
NC Gold Abutment		for crowns, including screw 025.2900, height 3.7 mm, alloy weight 0.313 g	Ceramicor®/ POM	022.2410
<b>Replacement Screw</b>				
NC Basal Screw		for NC Anatomic Abutments, NC Variobase® for Crown and Variobase® C, NC Gold Abutments and NC Gold and Titanium Abutments for bars, length 7.9 mm	TAN	025.2900
<b>Polishing Aid</b>				
NC Polishing Aid		length 16 mm	Stainless steel	025.2920
		length 16 mm, packaging 4 pieces		025.2920-04

Ceramicor® is a non-oxidizing precious metal alloy for casting on precious metal alloys.

## Cement or Screw-retained Restoration, Variobase®

Product	Image	Description	Material	Art.-No.
<b>Variobase® Abutments</b>				
NC Variobase® for Crown		including screw 025.2900, Ø 3.8 mm, height 3.5 mm, gingiva height 1 mm	TAN	025.2921
		including screw 025.2900, Ø 3.8 mm, height 3.5 mm, gingiva height 2 mm		022.0102
		including screw 025.2900, Ø 3.8 mm, height 3.5 mm, gingiva height 3 mm		022.0104
		including screw 025.2900, Ø 3.8 mm, height 5.5 mm, gingiva height 1 mm		022.0027
		including screw 025.2900, Ø 3.8 mm, height 5.5 mm, gingiva height 2 mm		022.0106
		including screw 025.2900, Ø 3.8 mm, height 5.5 mm, gingiva height 3 mm		022.0108
NC Variobase® for Crown AS		including screw 025.0055, Ø 4.1 mm, height 3.5 mm, gingiva height 1 mm		022.0084
		including screw 025.0055, Ø 4.1 mm, height 5.5 mm, gingiva height 1 mm		022.0093
NC Variobase® for Bridge/Bar Cylindrical		including screw 025.2926 and Cementation Aid 2, Ø 4.5 mm, height 3.5 mm		022.0110
NC Variobase® C		for Dentsply® Sirona®, including screw 025.2900, Ø 3.8 mm, height 4.7 mm, gingiva height 1 mm		022.0043
Variobase® for Bridge/Bar Cylindrical Coping for Screw-retained Abutments Ø 3.5 mm		for Screw-retained Abutments Ø 3.5 mm, including screw 023.4763 and Cementation Aid 3, Ø 4.2 mm, height 4 mm		023.0027
Variobase® for Bridge/Bar Cylindrical Coping for Screw-retained Abutments Ø 4.6 mm		for Screw-retained Abutments Ø 4.6 mm, including screw 023.4763 and Cementation Aid 3, Ø 5.1 mm, height 4 mm		023.0028
<b>Burn-out Copings</b>				
NC Burn-out Coping		for Variobase® for Crown with height 3.5 mm, Ø 3.8 mm, height 12 mm	POM	023.2756
		packaging 4 pieces		023.2756-04
		for Variobase® for Crown with height 5.5 mm, Ø 3.8 mm, height 12 mm		023.0018
		packaging 4 pieces		023.0018V4
NC Burn-out Coping		for Variobase® for Bridge/Bar Cylindrical with height 3.5 mm, Ø 4.5 mm, height 12 mm		023.0029
		packaging 4 pieces		023.0029V4
Burn-out Coping		for Variobase® for Bridge/Bar Cylindrical, Coping for Screw-retained Abutment Ø 3.5 mm, Ø 4.2 mm, height 11.1 mm		023.0031
		packaging 4 pieces		023.0031V4
		for Variobase® for Bridge/Bar Cylindrical, Coping Screw-retained Abutment Ø 4.6 mm, Ø 5.1 mm, height 11.1 mm		023.0032
		packaging 4 pieces		023.0032V4











## Cement or Screw-retained Restoration, Variobase®

Product	Image	Description	Material	Art.-No.
<b>Burn-out Copings AS</b>				
NC Burn-out Coping		angulation 25°, Variobase® for Crown AS	POM	023.0025
<b>Replacement Screws</b>				
NC Basal Screw		for NC Anatomic Abutments, NC Variobase® for Crown and Variobase® C, NC Gold Abutments and NC Gold and Titanium Abutments for bars, length 7.9 mm	TAN	025.2900
NC Basal Screw		for NC IPS e.max® Anatomic Abutments and CARES® Zirconia Abutments, length 8.9 mm		025.2906
NC/RC SRBB Bone Level Screw		for CAD/CAM CARES® Screw-retained Bridges/Bars, for Variobase® for Bridge/Bar Cylindrical, length 7.9 mm		025.2926
Occlusal Screw		for Titanium, Gold, Burn-Out and Variobase® Copings for Screw-retained Abutments, length 3.7 mm		023.4763
NC/RC Basal Screw AS		for NC/RC Variobase® for Crown AS, length 7.9 mm, only compatible with AS Screwdriver (green color-coding)		025.0055


## Screw-retained Restoration with Screw-retained Abutment

Product	Image	Description	Material	Art.-No.
<b>Impression Posts (at abutment level) for Single Crown Restoration (engaging)</b>				
Impression Posts for Open-tray Impression		for Screw-retained Abutments, abutment level, Ø 3.5 mm	TAN	025.2243
		for Screw-retained Abutments, abutment level, Ø 4.6 mm		025.2244
Impression Posts for Closed-tray Impression		for Screw-retained Abutments, abutment level, Ø 3.5 mm	TAN/POM	025.2245
		for Screw-retained Abutments, abutment level, Ø 4.6 mm		025.2246
<b>Impression Posts (at abutment level) for Multi-Unit Restorations (non engaging)</b>				
Impression Posts for Open-tray Impression		for Screw-retained Abutments, abutment level, Ø 3.5 mm	TAN	025.0011
		for Screw-retained Abutments, abutment level, Ø 4.6 mm		025.0012
Impression Posts for Closed-tray Impression		for Screw-retained Abutments, abutment level, Ø 3.5 mm	TAN/POM	025.0013
		for Screw-retained Abutments, abutment level, Ø 4.6 mm		025.0014
<b>Digital Impression</b>				
CARES® Mono Scanbody		for Screw-retained Abutments, abutment level, including Fixation Screw, Ø 3.5 mm	PEEK	025.0000
		for Screw-retained Abutments, abutment level, including Fixation Screw, Ø 4.6 mm		025.0001
Repositionable Analog		for Screw-retained Abutments, Ø 3.5 mm	Stainless steel	025.0007
		for Screw-retained Abutments, Ø 4.6 mm		025.0008
<b>Analogs</b>				
Analog for Screw-retained Abutments Ø 3.5 mm		for Screw-retained Abutments Ø 3.5 mm, straight	TAN	023.2754
		for Screw-retained Abutments Ø 3.5 mm, edentulous, straight		025.0049
Analog for Screw-retained Abutments Ø 4.6 mm		for Screw-retained Abutments Ø 4.6 mm, straight	TAN	023.4756
		for Screw-retained Abutments Ø 4.6 mm, edentulous, straight		025.0050
		for Screw-retained Abutments Ø 4.6 mm, angled, angulation 17°/30°		023.4757
<b>Lab Auxiliaries</b>				
Polishing Aid		for Screw-retained Abutments, Ø 3.5 mm	TAN	025.0004
		packaging 4 pieces		025.0004V4
		for Screw-retained Abutments, Ø 4.6 mm		025.0005
		packaging 4 pieces		025.0005V4
Lab Processing Screw		for Screw-retained Abutments, length 20 mm	Stainless steel	025.0006
		for Screw-retained Abutments, length 10 mm		025.0052


## Screw-retained Restoration with Screw-retained Abutment

Product	Image	Description	Material	Art.-No.
<b>Protective Caps</b>				
Protective Cap for Screw-retained Abutments Ø 3.5 mm		for Screw-retained Abutments Ø 3.5 mm, including screw 023.4763, height 5 mm, packaging 4 pieces	PEEK/TAN	024.2323-04
		for Screw-retained Abutments Ø 3.5 mm, including screw 023.4763, height 4.5 mm, wide, packaging 4 pieces		024.0019-04
		for Screw-retained Abutments Ø 3.5 mm, including screw 023.4763, height 6.5 mm, packaging 4 pieces		024.2324-04
		for Screw-retained Abutments Ø 3.5 mm, including screw 023.4763, height 8 mm, packaging 4 pieces		024.2325-04
Protective Cap for Screw-retained Abutments Ø 4.6 mm		for Screw-retained Abutments Ø 4.6 mm, including screw 023.4763, height 5.1 mm, Ø 5.0 mm, packaging 4 pieces		024.4323-04
		for Screw-retained Abutments Ø 4.6 mm, including screw 023.4763, height 4.5 mm, wide, packaging 4 pieces		024.0020-04
		for Screw-retained Abutments Ø 4.6 mm, including screw 023.4763, height 6.6 mm, Ø 5.0 mm, packaging 4 pieces		024.4324-04
		for Screw-retained Abutments Ø 4.6 mm, including screw 023.4763, height 8.1 mm, Ø 5.0 mm, packaging 4 pieces		024.4325-04
<b>Auxiliary Part</b>				
Straumann® Planning Guide		visual guide for tilted implant placement in Straumann® Pro Arch cases	TAV/Ti	026.0016
Transfer And Alignment Pin		for Screw-retained Abutments	TAN	025.0009


## Screw-retained Restoration with Screw-retained Abutment, Abutments, sterile

Product	Image	Description	Material	Art.-No.
<b>Screw-retained Abutments 0°, sterile</b>				
NC Screw-retained Abutment		straight, angulation 0°, Ø 3.5 mm, gingiva height 1.5 mm, sterile	TAN	022.01245
		straight, angulation 0°, Ø 3.5 mm, gingiva height 2.5 mm, sterile		022.01255
		straight, angulation 0°, Ø 3.5 mm, gingiva height 3.5 mm, sterile		022.01265
		straight, angulation 0°, Ø 4.6 mm, gingiva height 1.5 mm, sterile		022.01285
		straight, angulation 0°, Ø 4.6 mm, gingiva height 2.5 mm, sterile		022.01295
		straight, angulation 0°, Ø 4.6 mm, gingiva height 3.5 mm, sterile		022.01305
<b>Screw-retained Abutments 17°, sterile</b>				
NC Screw-retained Abutment		angled, angulation 17°, Ø 4.6 mm, gingiva height 2.5 mm, type A, sterile	TAN	022.01365
		angled, angulation 17°, Ø 4.6 mm, gingiva height 2.5 mm, type B, sterile		022.01375
		angled, angulation 17°, Ø 4.6 mm, gingiva height 3.5 mm, type A, sterile		022.01385
		angled, angulation 17°, Ø 4.6 mm, gingiva height 3.5 mm, type B, sterile		022.01395
		angled, angulation 17°, Ø 4.6 mm, gingiva height 4.5 mm, type A, sterile		022.01405
		angled, angulation 17°, Ø 4.6 mm, gingiva height 4.5 mm, type B, sterile		022.01415
		angled, angulation 17°, Ø 4.6 mm, gingiva height 5.5 mm, type A, sterile		022.01425
		angled, angulation 17°, Ø 4.6 mm, gingiva height 5.5 mm, type B, sterile		022.01435
<b>Screw-retained Abutments 30°, sterile</b>				
NC Screw-retained Abutment		angled, angulation 30°, Ø 4.6 mm, gingiva height 3.5 mm, type A, sterile	TAN	022.01445
		angled, angulation 30°, Ø 4.6 mm, gingiva height 3.5 mm, type B, sterile		022.01455
		angled, angulation 30°, Ø 4.6 mm, gingiva height 4.5 mm, type A, sterile		022.01465
		angled, angulation 30°, Ø 4.6 mm, gingiva height 4.5 mm, type B, sterile		022.01475
		angled, angulation 30°, Ø 4.6 mm, gingiva height 5.5 mm, type A, sterile		022.01485
		angled, angulation 30°, Ø 4.6 mm, gingiva height 5.5 mm, type B, sterile		022.01495
<b>Holding Key for Straumann® Screw-retained Abutments</b>				
Holding key		for Screw-retained Abutments, length 85 mm	Stainless steel	025.0019
<b>Auxiliary Part</b>				
Transfer And Alignment Pin		for Screw-retained Abutments	TAN	025.0009

## Screw-retained Restoration with Screw-retained Abutment, Abutments, sterile












Product	Image	Description	Material	Art.-No.
<b>Replacement Screws</b>				
Screw		for NC/RC Screw-retained Abutments 17° and 30°, length 7.2 mm, for RC/NC/NNC Novaloc® Angled Abutments	TAN	025.0002

## Screw-retained Restoration with Screw-retained Abutment, Copings

Product	Image	Description	Material	Art.-No.
<b>Variobase® Copings</b>				
Variobase® for Bridge/Bar Cylindrical Coping for Screw-retained Abutments Ø 3.5 mm		for Screw-retained Abutments Ø 3.5 mm, including screw 023.4763 and Cementation Aid 3, Ø 4.2 mm, height 4 mm	TAN	023.0027
Variobase® for Bridge/Bar Cylindrical Coping for Screw-retained Abutments Ø 4.6 mm		for Screw-retained Abutments Ø 4.6 mm, including screw 023.4763 and Cementation Aid 3, Ø 5.1 mm, height 4 mm		023.0028
<b>Temporary TAN Copings</b>				
Temporary Coping for Screw-retained Abutments Ø 3.5 mm		for Screw-retained Abutments Ø 3.5 mm, for crowns, including screw 023.4763, height 11.5 mm	TAN	024.0021
		for Screw-retained Abutments Ø 3.5 mm, for bridges, including screw 023.4763, height 11.5 mm		024.0022
Temporary Coping for Screw-retained Abutments Ø 4.6 mm		for Screw-retained Abutments Ø 4.6 mm, for crowns, including screw 023.4763, height 11.5 mm		024.0023
		for Screw-retained Abutments Ø 4.6 mm, for bridges, including screw 023.4763, height 11.5 mm		024.0024
<b>Titanium Copings</b>				
Coping for Screw-retained Abutments Ø 3.5 mm		for Screw-retained Abutments Ø 3.5 mm, for crowns, including screw 023.4763, height 11 mm	Ti	023.2747
		for Screw-retained Abutments Ø 3.5 mm, for bridges, including screw 023.4763, height 11 mm		023.2749
Coping for Screw-retained Abutments Ø 4.6 mm		for Screw-retained Abutments Ø 4.6 mm, for crowns, including screw 023.4763, height 11 mm		023.4747
		for Screw-retained Abutments Ø 4.6 mm, for bridges, including screw 023.4763, height 11 mm		023.4751



## Screw-retained Restoration with Screw-retained Abutment, Copings




Product	Image	Description	Material	Art.-No.
<b>Gold Copings</b>				
Coping for Screw-retained Abutments Ø 3.5 mm		for Screw-retained Abutments Ø 3.5 mm, for crowns, including screw 023.4763, alloy weight 0.359 g	Ceramicor®/ POM	023.2751
		for Screw-retained Abutments Ø 3.5 mm, for bridges, including screw 023.4763, alloy weight 0.356 g		023.2752
Coping for Screw-retained Abutments		for Screw-retained Abutments Ø 4.6 mm, for crowns, including screw 023.4763, alloy weight 0.440 g		023.4753
		for Screw-retained Abutments Ø 4.6 mm, for bridges, including screw 023.4763, alloy weight 0.469 g		023.4754
<b>Burn-out Copings</b>				
Burn-out Coping for Screw-retained Abutments Ø 3.5 mm		for Screw-retained Abutments Ø 3.5 mm, for crowns, including screw 023.4763, height 11 mm	POM	023.2748
		for Screw-retained Abutments Ø 3.5 mm, for bridges and bars, including screw 023.4763, height 11 mm		023.2755
Burn-out Coping for Screw-retained Abutments		for Screw-retained Abutments Ø 4.6 mm, for crowns, including screw 023.4763, height 11 mm		023.4748
		for Screw-retained Abutments Ø 4.6 mm, for bridges and bars, including screw 023.4763, height 11 mm		023.4758
Burn-out Coping		for Variobase® for Bridge/Bar Cylindrical, Coping for Screw-retained Abutment Ø 3.5 mm, Ø 4.2 mm, height 11.1 mm		023.0031
		packaging 4 pieces		023.0031V4
		for Variobase® for Bridge/Bar Cylindrical, Coping Screw-retained Abutment Ø 4.6 mm, Ø 5.1 mm, height 11.1 mm	023.0032	
		packaging 4 pieces	023.0032V4	
<b>Replacement Screw</b>				
Occlusal Screw		for Titanium, Gold, Burn-Out and Variobase® Copings for Screw-retained Abutments, length 3.7 mm	TAN	023.4763

Prosthetics



NC

Ceramicor® is a non-oxidizing precious metal alloy for casting on precious metal alloys.

## Bar Construction on Screw-retained Abutments, Gold




Product	Image	Description	Material	Art.-No.
<b>Bar Gold Coping Ø 3.5 mm</b>				
Coping for Screw-retained Abutments Ø 3.5 mm		for Screw-retained Abutments Ø 3.5 mm, for bars, including screw 023.4763, alloy weight 0.681 g	Ceramicor®	023.2753
<b>Bar Gold Coping Ø 4.6 mm</b>				
Coping for Screw-retained Abutments		for Screw-retained Abutments Ø 4.6 mm, for bars, including screw 023.4763, alloy weight 0.744 g, height 5.5 mm	Ceramicor®	023.4755
<b>Replacement Screw</b>				
Occlusal Screw		for Titanium, Gold, Burn-Out and Variobase® Copings for Screw-retained Abutments, length 3.7 mm	TAN	023.4763

## Bar Construction Alternative with Gold Abutment



Product	Image	Description	Material	Art.-No.
NC Abutment, one-part		for bars, gold, including screw 025.2900, height 10 mm, alloy weight 1.5 g	Ceramicor®	022.2701
<b>Replacement Screw</b>				
NC Basal Screw		for NC Anatomic Abutments, NC Variobase® for Crown and Variobase® C, NC Gold Abutments and NC Gold and Titanium Abutments for bars, length 7.9 mm	TAN	025.2900

Ceramicor® is a non-oxidizing precious metal alloy for casting on precious metal alloys.




## Bar Construction on Screw-retained Abutments, Titanium









Product	Image	Description	Material	Art.-No.
<b>Bar Titanium Coping Ø 3.5 mm</b>				
Coping for Screw-retained Abutments Ø 3.5 mm		for Screw-retained Abutments Ø 3.5 mm, including screw 023.4763, height 5.5 mm	Ti	023.2750
<b>Bar Titanium Coping Ø 4.6 mm</b>				
Coping for Screw-retained Abutments		for Screw-retained Abutments Ø 4.6 mm, including screw 023.4763, height 5.5 mm	Ti	023.4752
<b>Replacement Screw</b>				
Occlusal Screw		for Titanium, Gold, Burn-Out and Variobase® Copings for Screw-retained Abutments, length 3.7 mm	TAN	023.4763

## Bar Construction Alternative with Titanium Abutment












Product	Image	Description	Material	Art.-No.
NC Abutment		for bars, including screw 025.2900, height 10 mm	Ti	022.2702
NC Basal Screw		for NC Anatomic Abutments, NC Variobase® for Crown and Variobase® C, NC Gold Abutments and NC Gold and Titanium Abutments for bars, length 7.9 mm	TAN	025.2900

## Bar Construction on Screw-retained Abutments, Plastic








Product	Image	Description	Material	Art.-No.
<b>Bar Burn-out Coping for Ø 3.5 mm</b>				
Burn-out Coping for Screw-retained Abutments Ø 3.5 mm		for Screw-retained Abutments Ø 3.5 mm, for bridges and bars, including screw 023.4763, height 11 mm	POM	023.2755
<b>Bar Burn-out Coping for Ø 4.6 mm</b>				
Burn-out Coping for Screw-retained Abutments		for Screw-retained Abutments Ø 4.6 mm, for bridges and bars, including screw 023.4763, height 11 mm	POM	023.4758
<b>Replacement Screw</b>				
Occlusal Screw		for Titanium, Gold, Burn-Out and Variobase® Copings for Screw-retained Abutments, length 3.7 mm	TAN	023.4763

Product	Image	Description	Material	Art.-No.		
<b>Impression-taking/Master Cast Fabrication</b>						
Novaloc® Impression Coping		red, packaging 4 pieces	PEEK	2010.722-NOV		
Novaloc® Model Analog		blue, packaging 4 pieces	Al	2010.721-NOV		
		red, angled, angulation 15°, packaging 4 pieces		2010.720-NOV		
<b>Novaloc® Abutments</b>						
NC Novaloc® Abutment		straight, angulation 0°, height 1 mm	TAV/ADLC	022.0046		
		straight, angulation 0°, height 2 mm		022.0047		
		straight, angulation 0°, height 3 mm		022.0048		
		straight, angulation 0°, height 4 mm		022.0049		
		straight, angulation 0°, height 5 mm		022.0050		
		straight, angulation 0°, height 6 mm		022.0051		
		angled, angulation 15°, height 2 mm, type A		022.0062		
		angled, angulation 15°, height 3 mm, type A		022.0063		
		angled, angulation 15°, height 4 mm, type A		022.0064		
		angled, angulation 15°, height 5 mm, type A		022.0065		
		angled, angulation 15°, height 6 mm, type A		022.0066		
				angled, angulation 15°, height 2 mm, type B	022.0072	
	angled, angulation 15°, height 3 mm, type B			022.0073		
	angled, angulation 15°, height 4 mm, type B			022.0074		
	angled, angulation 15°, height 5 mm, type B			022.0075		
	angled, angulation 15°, height 6 mm, type B			022.0076		
	<b>Novaloc® with M2 Thread for Bars</b>					
	Novaloc® Bar Abutment			Novaloc® Bar Abutment, packaging 2 pieces	TAV/ADLC	048.857V2
<b>Replacement Screw</b>						
Screw		for NC/RC Screw-retained Abutments 17° and 30°, length 7.2 mm, for RC/NC/NNC Novaloc® Angled Abutments	TAN	025.0002		

## Novaloc® Processing Packages and Matrix Housings






Product	Image	Description	Material	Art.-No.
<b>Processing Packages</b>				
Novaloc® Processing Package Titanium		includes: 2010.701-NOV Matrix Housing, titanium (including Processing Insert), 2 pieces 2010.711-NOV Retention Insert, white (light), 2 pieces 2010.712-NOV Retention Insert, yellow (medium), 2 pieces 2010.713-NOV Retention Insert, green (strong), 2 pieces 2010.724-NOV Processing Collar, silicone, 2 pieces	Ti/POM/ PEEK/Silicone	2010.601- NOV
Novaloc® Processing Package PEEK		includes: 2010.702-NOV Matrix Housing, PEEK (including Processing Insert), 2 pieces 2010.711-NOV Retention Insert, white (light), 2 pieces 2010.712-NOV Retention Insert, yellow (medium), 2 pieces 2010.713-NOV Retention Insert, green (strong), 2 pieces 2010.724-NOV Processing Collar, silicone, 2 pieces	PEEK/POM/ Silicone	2010.611- NOV
<b>Retention Inserts</b>				
Novaloc® Retention Insert		red, extra-light, approx. 300 g, packaging 4 pieces	PEEK	2010.710- NOV
		white, light, approx. 750 g, packaging 4 pieces		2010.711- NOV
		yellow, medium, approx. 1200 g, packaging 4 pieces		2010.712- NOV
		green, strong, approx. 1650 g, packaging 4 pieces		2010.713- NOV
		blue, extra-strong, approx. 2050 g, packaging 4 pieces		2010.714- NOV
		black, ultra-strong, approx. 2450 g, packaging 4 pieces		2010.715- NOV
<b>Matrix Housings</b>				
Novaloc® Matrix Housing, Titanium		including Processing Insert, packaging 4 pieces	Ti/POM	2010.701- NOV
Novaloc® Matrix Housing, PEEK			PEEK/POM	2010.702- NOV
Novaloc® Matrix Housing – Extended			Ti/POM	2010.703- NOV

## Novaloc® Tools and Auxiliary Parts











Product	Image	Description	Material	Art.-No.
Novaloc® Equipment Box		including 3 Instruments: 2010.731-NOV Novaloc® Processing Insert Removal Instrument (blue), 2010.741-NOV Novaloc® Retention Insert Instrument (brown), 2010.751-NOV Novaloc® Matrix Housing Extraction Instrument (gray)		2010.101-NOV
Novaloc® Block Out Spacer		white, packaging 4 pieces	POM	2010.723-NOV
Novaloc® Processing Collar		white, packaging 10 pieces	Silicone	2010.724-NOV
Novaloc® Processing Insert		white, packaging 4 pieces	POM	2010.725-NOV
Novaloc® Processing Insert Removal Instrument		blue	Al/Stainless steel	2010.731-NOV
Novaloc® Retention Insert Instrument		brown		2010.741-NOV
Novaloc® Matrix Housing Extraction Instrument		gray		2010.751-NOV

The Novaloc matrix system is also compatible with LOCATOR® abutments.

## LOCATOR®

Product	Image	Description	Material	Art.-No.
<b>Impression-taking/Master Cast Fabrication</b>				
LOCATOR® Impression Coping		height 4 mm, packaging 4 pieces	Al housing with LDPE insert	048.197V4
LOCATOR® Female Analog		length 10 mm, Ø 4 mm, packaging 4 pieces	Al	025.0120-04
<b>LOCATOR® Abutments</b>				
NC LOCATOR® Abutment		height 2 mm	TAV/TiN	022.2502
		height 3 mm		022.2503
		height 4 mm		022.2504
		height 5 mm		022.2505
		height 6 mm		022.2506
<b>LOCATOR® Bar Abutments</b>				
LOCATOR® Bar Abutment		M2 Thread (2.0 mm), height 1.78 mm, packaging 2 pieces	TAV/TiN	048.804V2

**LOCATOR®**










Product	Image	Description	Material	Art.-No.
<b>Lab Set, up to 20° Divergence Compensation</b>				
LOCATOR® Male Processing Package		includes: Denture Cap (∅ 5.5 mm, height 2.5 mm) with black Processing Male (height 1.9 mm), Block-out Spacer (048.196), clear Replacement Male (048.190), pink Replacement Male (048.191), blue Replacement Male (048.192), packaging 2 pieces	Ti/Nylon/ LDPE	048.189V2
LOCATOR® Replacement Male		clear, angulation 0°–10°, height 1.7 mm, 2.27 kg, packaging 4 pieces	Nylon	048.190V4
		pink, light retention, angulation 0°–10°, height 1.7 mm, 1.36 kg, packaging 4 pieces		048.191V4
		blue, extra-light retention, angle 0°–10°, height 1.7 mm, 0.68 kg, packaging 4 pieces		048.192V4
<b>Lab Set, up to 40° Divergence Compensation</b>				
LOCATOR® Male Processing Package		extended range, includes: Denture Cap (∅ 5.5 mm, height 2.5 mm) with black Processing Male (height 1.9 mm), Block-out Spacer (048.196), green Replacement Male (048.193), orange Replacement Male (048.188), red Replacement Male (048.194), packaging 2 pieces	Ti/Nylon/ LDPE	048.182V2
LOCATOR® Replacement Male		green, extended range, angulation 10°–20°, height 1.7 mm, 1.82 kg, packaging 4 pieces	Nylon	048.193V4
		orange, light retention, extended range, angulation 10°–20°, height 1.7 mm, 0.91 kg, packaging 4 pieces		048.188V4
		red, extra-light retention, extended range, angle 10°–20°, height 1.7 mm, 0.45 kg, packaging 4 pieces		048.194V4
		gray, extended range, zero retention, height 1.7 mm, packaging 4 pieces		048.181V4
<b>LOCATOR® for Bars</b>				
LOCATOR® Bar Male Processing Package		includes: Denture Cap (∅ 5.5 mm, height 2.5 mm) with yellow Processing Male, Block-out Spacer (048.196), clear Replacement Male (048.190), pink Replacement Male (048.191), blue Replacement Male (048.192), packaging 2 pieces	Ti/Nylon/ LDPE	048.805V2
		includes: Denture Cap (∅ 5.5 mm, height 2.5 mm) with yellow Processing Male, Block-out Spacer (048.196), clear Replacement Male (048.190), pink Replacement Male (048.191), blue Replacement Male (048.192), packaging 10 pieces		048.805V10

Prosthetics

NC













## LOCATOR® Components










Product	Image	Description	Material	Art.-No.
LOCATOR® Parallel Post		length 8 mm, packaging 4 pieces	LDPE	048.199V4
LOCATOR® Processing Male, black		height 1.9 mm, packaging 4 pieces		048.195V4
LOCATOR® Block-out Spacer		thickness 0.4 mm, packaging 20 pieces	Silicone rubber	048.196V20
LOCATOR® Processing Spacer		packaging 4 pieces	POM	048.218V4
LOCATOR® Abutment Holder Sleeve		to fasten abutment to the tool, packaging 4 pieces	PSU	046.413V4
<b>Tools and Auxiliary Parts</b>				
LOCATOR® Screwdriver		three-part, length 100 mm	Stainless steel	046.415
LOCATOR® Screwdriver		for Ratchet, short, length 15 mm		046.416
		for Ratchet, long, length 21 mm		046.417
LOCATOR® Angle Measurement Guide		length 50 mm, width 15 mm		048.200

Bone Level and Bone Level Tapered RC  
Regular CrossFit®



## Impression-taking/Master Cast Fabrication

Product	Image	Description	Material	Art.-No.
<b>Impression Posts and Analog</b>				
RC Impression Post		screw-retained, for open-tray impression, short, length 16.5 mm	TAN	025.4202
		screw-retained, non engaging, for open-tray impression, short, length 16.5 mm		025.0060
		screw-retained, for open-tray impression, long, length 30 mm		025.4205
		screw-retained, non engaging, for open-tray impression, long, length 30 mm		025.0061
		screw-retained, for closed-tray impression, includes 2 caps, length 12.3 mm	TAN/POM	025.4201
RC Implant Analog		length 11 mm	TAN	025.4101
<b>Digital Impression</b>				
CARES® RC Mono Scanbody		including Fixation Screw, Ø 4.1 mm, height 10 mm	PEEK/TAN	025.4915
RC Repositionable Implant Analog		for fully digital and conventional workflow, length 17 mm	Stainless steel	025.4102
<b>Bite Registration Aid</b>				
RC Bite Registration Aid		short, height 8 mm, packaging 4 pieces	POM	025.4208-04
		long, height 12 mm, packaging 4 pieces		025.4212-04











## Temporary Restoration

Product	Image	Description	Material	Art.-No.
<b>VITA CAD-Temp®</b>				
RC Temporary Abutment VITA CAD-Temp®		including screw 025.4908, height 12 mm, Ø 7 mm	PMMA/TAN	024.4372
<b>Replacement Screw</b>				
RC Basal Screw		for RC Cementable Abutments and Temporary Abutment VITA CAD-Temp®, for Cementable Abutments only, length 7.9 mm	TAN	025.4908
<b>Temporary Abutments</b>				
RC Temporary Abutment		for crowns, including screw 025.4900, height 11 mm, Ø 4.5 mm	TAN	024.4371
		for bridges, including screw 025.4900, height 11 mm, Ø 4.5 mm		024.4375
<b>Immediate Temporary Abutments</b>				
RC Immediate Temporary Abutment		for crowns, gingiva height 1 mm	TAN	022.0118S
		for crowns, gingiva height 2 mm		022.0119S
		for crowns, gingiva height 3 mm		022.0120S
Plastic Coping		for Immediate Temporary Abutment, packaging 2 pieces	PMMA	023.0033V2
<b>Replacement Screw</b>				
RC Basal Screw		for RC Anatomic Abutments, RC Variobase® for Crown and Variobase® C, RC Gold Abutments for Crown and RC Gold and Titanium Abutments for bars, length 7.9 mm	TAN	025.4900













## Cement-Retained, Anatomic Abutments

Product	Image	Description	Material	Art.-No.
<b>Anatomic Abutments, Titanium</b>				
RC Anatomic Abutment		straight, including screw 025.4900, gingiva height 2 mm	Ti	022.4102
		straight, including screw 025.4900, gingiva height 3.5 mm		022.4104
		angled, angulation 15°, including screw 025.4900, gingiva height 2 mm		022.4152
		angled, angulation 15°, including screw 025.4900, gingiva height 3.5 mm		022.4154
<b>Replacement Screw</b>				
RC Basal Screw		for RC Anatomic Abutments, RC Variobase® for Crown and Variobase® C, RC Gold Abutments for Crown and RC Gold and Titanium Abutments for bars, length 7.9 mm	TAN	025.4900







## Cement-Retained Restoration, Cementable Abutments

Product	Image	Description	Material	Art.-No.
<b>Impression Caps (at abutment level) for Single Crown Restoration (engaging)</b>				
RC Impression Cap		for Cementable Abutments, Ø 5 mm, abutment height 4 mm, packaging 4 pieces	POM	025.4203-04
		for Cementable Abutments, Ø 5 mm, abutment height 5.5 mm, packaging 4 pieces		025.4220-04
		for Cementable Abutments, Ø 6.5 mm, abutment height 4 mm, packaging 4 pieces		025.4204-04
		for Cementable Abutments, Ø 6.5 mm, abutment height 5.5 mm, packaging 4 pieces		025.4230-04
<b>Analogs</b>				
RC Implant Analog		for Cementable Abutments, Ø 5 mm, abutment height 4 mm	TAN	025.4132
		for Cementable Abutments, Ø 5 mm, abutment height 5.5 mm		025.4136
		for Cementable Abutments, Ø 6.5 mm, abutment height 4 mm		025.4122
		for Cementable Abutments, Ø 6.5 mm, abutment height 5.5 mm		025.4126
<b>Temporary Restoration</b>				
RC Temporary Coping		for Cementable Abutments, Ø 5 mm	PMMA	024.4356
		for Cementable Abutments, Ø 6.5 mm		024.4366






## Cement-Retained Restoration, Cementable Abutments

Product	Image	Description	Material	Art.-No.
<b>Protective Caps</b>				
RC Protective Cap		for Cementable Abutments, Ø 5 mm, abutment height 4 mm, packaging 4 pieces	PEEK	024.4322-04
		for Cementable Abutments, Ø 6.5 mm, abutment height 4 mm, packaging 4 pieces		024.4332-04
		for Cementable Abutments, Ø 5 mm, abutment height 5.5 mm, packaging 4 pieces		024.4326-04
		for Cementable Abutments, Ø 6.5 mm, abutment height 5.5 mm, packaging 4 pieces		024.4336-04
<b>Transfer Aid</b>				
RC Transfer Aid		for Cementable Abutments, Ø 5 mm, packaging 4 pieces	PC	025.4912-04
		for Cementable Abutments, Ø 6.5 mm, packaging 4 pieces		025.4913-04
<b>Cementable Abutments with Emergence Profile Ø 5 mm</b>				
RC Cementable Abutment		including screw 025.4908, Ø 5 mm, gingiva height 1 mm, abutment height 4 mm	Ti	022.4321
		including screw 025.4908, Ø 5 mm, gingiva height 2 mm, abutment height 4 mm		022.4322
		including screw 025.4908, Ø 5 mm, gingiva height 3 mm, abutment height 4 mm		022.4323
		including screw 025.4908, Ø 5 mm, gingiva height 1 mm, abutment height 5.5 mm		022.4325
		including screw 025.4908, Ø 5 mm, gingiva height 2 mm, abutment height 5.5 mm		022.4326
		including screw 025.4908, Ø 5 mm, gingiva height 3 mm, abutment height 5.5 mm		022.4327

## Cement-Retained Restoration, Cementable Abutments




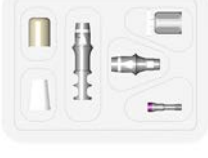


Product	Image	Description	Material	Art.-No.
<b>Cementable Abutments with Emergence Profile Ø 6.5 mm</b>				
RC Cementable Abutment		including screw 025.4908, Ø 6.5 mm, gingiva height 1 mm, abutment height 4 mm	Ti	022.4331
		including screw 025.4908, Ø 6.5 mm, gingiva height 2 mm, abutment height 4 mm		022.4332
		including screw 025.4908, Ø 6.5 mm, gingiva height 3 mm, abutment height 4 mm		022.4333
		including screw 025.4908, Ø 6.5 mm, gingiva height 1 mm, abutment height 5.5 mm		022.4335
		including screw 025.4908, Ø 6.5 mm, gingiva height 2 mm, abutment height 5.5 mm		022.4336
		including screw 025.4908, Ø 6.5 mm, gingiva height 3 mm, abutment height 5.5 mm		022.4337

## Cement-Retained Restoration, Cementable Abutments







Product	Image	Description	Material	Art.-No.
<b>Burn-out Copings, Emergence Profile Ø 5 mm</b>				
RC Coping		for crowns on Cementable Abutments, Ø 5 mm	POM	023.4326
		for bridges on Cementable Abutments, Ø 5 mm		023.4320
<b>Burn-out Copings, Emergence Profile Ø 6.5 mm</b>				
RC Coping		for crowns on Cementable Abutments, Ø 6.5 mm	POM	023.4336
		for bridges on Cementable Abutments, Ø 6.5 mm		023.4330
<b>Replacement Screw</b>				
RC Basal Screw		for RC Cementable Abutments and Temporary Abutment VITA CAD-Temp®, for Cementable Abutments only, length 7.9 mm	TAN	025.4908



## Cement-Retained Restoration, All-in-One Set

Product	Image	Description	Material	Art.-No.
<b>All-in-One Sets for Emergence Profile Ø 5 mm</b>				
RC Cementable All-in-One Set for Crowns		Ø 5 mm, gingiva height 1 mm, abutment height 4 mm	PEEK/POM/ TAN/Ti	027.4313
		Ø 5 mm, gingiva height 2 mm, abutment height 4 mm		027.4314
		Ø 5 mm, gingiva height 3 mm, abutment height 4 mm		027.4315
		Ø 5 mm, gingiva height 1 mm, abutment height 5.5 mm		027.4316
		Ø 5 mm, gingiva height 2 mm, abutment height 5.5 mm		027.4317
		Ø 5 mm, gingiva height 3 mm, abutment height 5.5 mm		027.4318



















### Cement-Retained Restoration, All-in-One Set

Product	Image	Description	Material	Art.-No.
<b>All-in-One Sets for Emergence Profile Ø 6.5 mm</b>				
RC Cementable All-in-One Set for Crowns		Ø 6.5 mm, gingiva height 1 mm, abutment height 4 mm	PEEK/POM/ TAN/Ti	027.4319
		Ø 6.5 mm, gingiva height 2 mm, abutment height 4 mm		027.4320
		Ø 6.5 mm, gingiva height 3 mm, abutment height 4 mm		027.4321
		Ø 6.5 mm, gingiva height 1 mm, abutment height 5.5 mm		027.4322
		Ø 6.5 mm, gingiva height 2 mm, abutment height 5.5 mm		027.4323
		Ø 6.5 mm, gingiva height 3 mm, abutment height 5.5 mm		027.4324






Prosthetics

RC

## Cement or Screw-retained Restoration, CAD/CAM

Product	Image	Description	Material	Art.-No.
<b>Variobase® Abutments</b>				
RC Variobase® for Crown		including screw 025.4900, Ø 4.5 mm, height 3.5 mm, gingiva height 1 mm	TAN	n/a
		including screw 025.4900, Ø 4.5 mm, height 3.5 mm, gingiva height 2 mm		
		including screw 025.4900, Ø 4.5 mm, height 3.5 mm, gingiva height 3 mm		
		including screw 025.4900, Ø 4.5 mm, height 5.5 mm, gingiva height 1 mm		
		including screw 025.4900, Ø 4.5 mm, height 5.5 mm, gingiva height 2 mm		
		including screw 025.4900, Ø 4.5 mm, height 5.5 mm, gingiva height 3 mm		
RC Variobase® for Crown AS		including screw 025.0055, Ø 4.7 mm, height 3.5 mm, gingiva height 1 mm		
		including screw 025.0055, Ø 4.7 mm, height 5.5 mm, gingiva height 1 mm		
RC Variobase® for Bridge/Bar Cylindrical		including screw 025.2926 and Cementation Aid 2, Ø 4.5 mm, height 3.5 mm		
Variobase® for Bridge/Bar Cylindrical Coping for Screw-retained Abutments Ø 4.6 mm		for Screw-retained Abutments Ø 4.6 mm, including screw 023.4763 and Cementation Aid 3, Ø 5.1 mm, height 4 mm		
<b>CAD/CAM, Wax-up</b>				
RC Wax-up Sleeve		for single use, length 18.8 mm	PEEK	025.4903
		packaging 4 pieces		025.4903-04
<b>Digital Impression</b>				
CARES® RC Mono Scanbody		including Fixation Screw, Ø 4.1 mm, height 10 mm	PEEK/TAN	025.4915
RC Repositionable Implant Analog		for fully digital and conventional workflow, length 17 mm	Stainless steel	025.4102
<b>Customized CARES® Abutments</b>				
CARES® Abutment RC, Ceramic		available via digital workflow / Straumann Group centralized manufacturing centers; including screw (TAN)	Zirconia	n/a
CARES® Abutment RC, Titanium			Ti	
CARES® Abutment RC, TAN			TAN	
CARES® Abutment RC, Cobalt Chromium			coron®	
CARES® Abutment AS RC Cobalt Chromium				






## Cement or Screw-retained Restoration, CAD/CAM

Product	Image	Description	Material	Art.-No.
<b>Replacement Screws</b>				
RC Basal Screw		for RC Anatomic Abutments, RC Variobase® for Crown and Variobase® C, RC Gold Abutments for Crown and RC Gold and Titanium Abutments for bars, length 7.9 mm	TAN	025.4900
		for RC IPS e.max® Anatomic Abutments and CARES® Zirconia Abutments, length 8.2 mm		025.4906
NC/RC SRBB Bone Level Screw		for CAD/CAM CARES® Screw-retained Bridges/Bars, for Variobase® for Bridge/Bar Cylindrical, length 7.9 mm	TAN	025.2926
Occlusal Screw		for Titanium, Gold, Burn-Out and Variobase® Copings for Screw-retained Abutments, length 3.7 mm		023.4763
NC/RC Basal Screw AS		for NC/RC Variobase® for Crown AS, length 7.9 mm, only compatible with AS Screwdriver (green color-coding)		025.0055

### Straumann® CARES® CAD/CAM

















- Customized solutions ranging from individual tooth restorations to tooth-borne bridges to implant-borne restorations
- Wide range of applications and choice of materials
- Access to premium customized genuine Straumann® CARES® abutments through Straumann® CARES® Scan & Shape, without additional hardware and software investments
- Customized solutions for all indications
- Additional information at [www.straumann.com](http://www.straumann.com)

## Cement or Screw-retained Restoration, Gold Abutments





Product	Image	Description	Material	Art.-No.
<b>Gold Abutment</b>				
RC Gold Abutment		for crowns, including screw 025.4900, height 3.8 mm, alloy weight 0.562 g	Ceramicor®/ POM	022.4410
		for bridges, including screw 025.4902, height 5.2 mm, alloy weight 0.551 g		022.4430
<b>Auxiliary Parts and Replacement Screws</b>				
RC Basal Screw		for RC Anatomic Abutments, RC Variobase® for Crown and Variobase® C, RC Gold Abutments for Crown and RC Gold and Titanium Abutments for bars, length 7.9 mm	TAN	025.4900
		for RC Gold Abutments, for bridges, length 8.3 mm		025.4902
<b>Polishing Aid</b>				
RC Polishing Aid		length 16 mm	Stainless steel	025.4920
		packaging 4 pieces		025.4920-04

Ceramicor® is a non-oxidizing precious metal alloy for casting on precious metal alloys.










## Cement or Screw-retained Restoration, Variobase®

Product	Image	Description	Material	Art.-No.
<b>Abutment</b>				
RC Variobase® for Crown		including screw 025.4900, Ø 4.5 mm, height 3.5 mm, gingiva height 1 mm	TAN	025.4921
		including screw 025.4900, Ø 4.5 mm, height 3.5 mm, gingiva height 2 mm		022.0103
		including screw 025.4900, Ø 4.5 mm, height 3.5 mm, gingiva height 3 mm		022.0105
		including screw 025.4900, Ø 4.5 mm, height 5.5 mm, gingiva height 1 mm		022.0026
		including screw 025.4900, Ø 4.5 mm, height 5.5 mm, gingiva height 2 mm		022.0107
		including screw 025.4900, Ø 4.5 mm, height 5.5 mm, gingiva height 3 mm		022.0109
RC Variobase® for Crown AS		including screw 025.0055, Ø 4.7 mm, height 3.5 mm, gingiva height 1 mm		022.0087
		including screw 025.0055, Ø 4.7 mm, height 5.5 mm, gingiva height 1 mm		022.0096
RC Variobase® C		for Dentsply® Sirona®, including screw 025.4900, Ø 4.5 mm, height 4.7 mm, gingiva height 1 mm		022.0044
RC Variobase® for Bridge/Bar Cylindrical		including screw 025.2926 and Cementation Aid 2, Ø 4.5 mm, height 3.5 mm		022.0111
Variobase® for Bridge/Bar Cylindrical Coping for Screw-retained Abutments Ø 4.6 mm		for Screw-retained Abutments Ø 4.6 mm, including screw 023.4763 and Cementation Aid 3, Ø 5.1 mm, height 4 mm		023.0028
<b>Burn-out Copings</b>				
RC Burn-out Coping		for Variobase® for Crown with height 3.5 mm, Ø 4.5 mm, height 12 mm	POM	023.4759
		packaging 4 pieces		023.4759-04
		for Variobase® for Crown with height 5.5 mm, Ø 4.5 mm, height 12 mm		023.0017
		packaging 4 pieces		023.0017V4
RC Burn-out Coping		for Variobase® for Bridge/Bar Cylindrical with height 3.5 mm, Ø 4.5 mm, height 12 mm	023.0030	
		packaging 4 pieces	023.0030V4	
Burn-out Coping		for Variobase® for Bridge/Bar Cylindrical, Coping Screw-retained Abutment Ø 4.6 mm, Ø 5.1 mm, height 11.1 mm	023.0032	
		packaging 4 pieces	023.0032V4	
<b>Burn-out Copings AS</b>				
RC Burn-out Coping		angulation 25°, Variobase® for Crown AS	POM	023.0026









## Cement or Screw-retained Restoration, Variobase®

Product	Image	Description	Material	Art.-No.
<b>Replacement Screws</b>				
RC Basal Screw		for RC Anatomic Abutments, RC Variobase® for Crown and Variobase® C, RC Gold Abutments for Crown and RC Gold and Titanium Abutments for bars, length 7.9 mm	TAN	025.4900
Occlusal Screw		for Titanium, Gold, Burn-Out and Variobase® Copings for Screw-retained Abutments, length 3.7 mm		023.4763
NC/RC SRBB Bone Level Screw		for CAD/CAM CARES® Screw-retained Bridges/Bars, for Variobase® for Bridge/Bar Cylindrical, length 7.9 mm		025.2926
NC/RC Basal Screw AS		for NC/RC Variobase® for Crown AS, length 7.9 mm, only compatible with AS Screwdriver (green color-coding)		025.0055

## Screw-retained Restoration with Screw-retained Abutment



















Product	Image	Description	Material	Art.-No.
<b>Impression Posts (at abutment level) for Single Crown Restoration (engaging)</b>				
Impression Posts for Open-tray Impression		for Screw-retained Abutments, abutment level, Ø 4.6 mm	TAN	025.2244
Impression Posts for Closed-tray Impression			TAN/POM	025.2246
<b>Impression Posts (at abutment level) for Multi-Unit Restorations (non engaging)</b>				
Impression Posts for Open-tray Impression		for Screw-retained Abutments, abutment level, Ø 4.6 mm	TAN	025.0012
Impression Posts for Closed-tray Impression			TAN/POM	025.0014
<b>Digital Impression</b>				
CARES® Mono Scanbody		for Screw-retained Abutments, abutment level, including Fixation Screw, Ø 4.6 mm	PEEK	025.0001
Repositionable Analog		for Screw-retained Abutments, Ø 4.6 mm	Stainless steel	025.0008
<b>Analogs</b>				
Analog for Screw-retained Abutments Ø 4.6 mm		for Screw-retained Abutments Ø 4.6 mm, straight	TAN	023.4756
		for Screw-retained Abutments Ø 4.6 mm, edentulous, straight		025.0050
		for Screw-retained Abutments Ø 4.6 mm, angled, angulation 17°/30°		023.4757

## Screw-retained Restoration with Screw-retained Abutment

Product	Image	Description	Material	Art.-No.
<b>Lab Auxiliaries</b>				
Polishing Aid		for Screw-retained Abutments, Ø 4.6 mm	TAN	025.0005
		packaging 4 pieces		025.0005V4
Lab Processing Screw		for Screw-retained Abutments, length 20 mm	Stainless steel	025.0006
		for Screw-retained Abutments, length 10 mm		025.0052
<b>Protective Caps</b>				
Protective Cap for Screw-retained Abutments Ø 4.6 mm		for Screw-retained Abutments Ø 4.6 mm, including screw 023.4763, height 5.1 mm, Ø 5.0 mm, packaging 4 pieces	PEEK/TAN	024.4323-04
		for Screw-retained Abutments Ø 4.6 mm, including screw 023.4763, height 4.5 mm, wide, packaging 4 pieces		024.0020-04
		for Screw-retained Abutments Ø 4.6 mm, including screw 023.4763, height 6.6 mm, Ø 5.0 mm, packaging 4 pieces		024.4324-04
		for Screw-retained Abutments Ø 4.6 mm, including screw 023.4763, height 8.1 mm, Ø 5.0 mm, packaging 4 pieces		024.4325-04
<b>Auxiliary Part</b>				
Straumann® Planning Guide		visual guide for tilted implant placement in Straumann® Pro Arch cases	TAV/Ti	026.0016
Transfer And Alignment Pin		for Screw-retained Abutments	TAN	025.0009



## Screw-retained Restoration with Screw-retained Abutment, Abutments, sterile



Product	Image	Description	Material	Art.-No.
<b>Screw-retained Abutments 0°, sterile</b>				
RC Screw-retained Abutment		straight, angulation 0°, Ø 4.6 mm, gingiva height 1.5 mm, sterile	TAN	022.0132S
		straight, angulation 0°, Ø 4.6 mm, gingiva height 2.5 mm, sterile		022.0133S
		straight, angulation 0°, Ø 4.6 mm, gingiva height 3.5 mm, sterile		022.0134S
<b>Screw-retained Abutments 17°, sterile</b>				
RC Screw-retained Abutment		angled, angulation 17°, Ø 4.6 mm, gingiva height 2.5 mm, type A, sterile	TAN	022.0150S
		angled, angulation 17°, Ø 4.6 mm, gingiva height 2.5 mm, type B, sterile		022.0151S
		angled, angulation 17°, Ø 4.6 mm, gingiva height 3.5 mm, type A, sterile		022.0152S
		angled, angulation 17°, Ø 4.6 mm, gingiva height 3.5 mm, type B, sterile		022.0153S
		angled, angulation 17°, Ø 4.6 mm, gingiva height 4.5 mm, type A, sterile		022.0154S
		angled, angulation 17°, Ø 4.6 mm, gingiva height 4.5 mm, type B, sterile		022.0155S
		angled, angulation 17°, Ø 4.6 mm, gingiva height 5.5 mm, type A, sterile		022.0156S
		angled, angulation 17°, Ø 4.6 mm, gingiva height 5.5 mm, type B, sterile		022.0157S
<b>Screw-retained Abutments 30°, sterile</b>				
RC Screw-retained Abutment		angled, angulation 30°, Ø 4.6 mm, gingiva height 3.5 mm, type A, sterile	TAN	022.0158S
		angled, angulation 30°, Ø 4.6 mm, gingiva height 3.5 mm, type B, sterile		022.0159S
		angled, angulation 30°, Ø 4.6 mm, gingiva height 4.5 mm, type A, sterile		022.0160S
		angled, angulation 30°, Ø 4.6 mm, gingiva height 4.5 mm, type B, sterile		022.0161S
		angled, angulation 30°, Ø 4.6 mm, gingiva height 5.5 mm, type A, sterile		022.0162S
		angled, angulation 30°, Ø 4.6 mm, gingiva height 5.5 mm, type B, sterile		022.0163S
<b>Holding Key for Straumann® Screw-retained Abutments</b>				
Holding key		for Screw-retained Abutments, length 85 mm	Stainless steel	025.0019
<b>Auxiliary Part</b>				
Transfer And Alignment Pin		for Screw-retained Abutments	TAN	025.0009

## Screw-retained Restoration with Screw-retained Abutment, Copings



Product	Image	Description	Material	Art.-No.
<b>Variobase® Copings</b>				
Variobase® for Bridge/Bar Cylindrical Coping for Screw-retained Abutments Ø 4.6 mm		for Screw-retained Abutments Ø 4.6 mm, including screw 023.4763 and Cementation Aid 3, Ø 5.1 mm, height 4 mm	TAN	023.0028
<b>Temporary TAN Copings</b>				
Temporary Coping for Screw-retained Abutments Ø 4.6 mm		for Screw-retained Abutments Ø 4.6 mm, for crowns, including screw 023.4763, height 11.5 mm	TAN	024.0023
		for Screw-retained Abutments Ø 4.6 mm, for bridges, including screw 023.4763, height 11.5 mm		024.0024
<b>Titanium Copings</b>				
Coping for Screw-retained Abutments Ø 4.6 mm		for Screw-retained Abutments Ø 4.6 mm, for crowns, including screw 023.4763, height 11 mm	Ti	023.4747
		for Screw-retained Abutments Ø 4.6 mm, for bridges, including screw 023.4763, height 11 mm		023.4751
<b>Gold Copings</b>				
Coping for Screw-retained Abutments		for Screw-retained Abutments Ø 4.6 mm, for crowns, including screw 023.4763, alloy weight 0.440 g	Ceramicor®/ POM	023.4753
		for Screw-retained Abutments Ø 4.6 mm, for bridges, including screw 023.4763, alloy weight 0.469 g		023.4754
<b>Burn-out Copings</b>				
Burn-out Coping for Screw-retained Abutments		for Screw-retained Abutments Ø 4.6 mm, for crowns, including screw 023.4763, height 11 mm	POM	023.4748
		for Screw-retained Abutments Ø 4.6 mm, for bridges and bars, including screw 023.4763, height 11 mm		023.4758
Burn-out Coping		for Variobase® for Bridge/Bar Cylindrical, Coping Screw-retained Abutment Ø 4.6 mm, Ø 5.1 mm, height 11.1 mm		023.0032
		packaging 4 pieces		023.0032V4
<b>Replacement Screw</b>				
Occlusal Screw		for Titanium, Gold, Burn-Out and Variobase® Copings for Screw-retained Abutments, length 3.7 mm	TAN	023.4763

Ceramicor® is a non-oxidizing precious metal alloy for casting on precious metal alloys.

## Bar Construction on Screw-retained Abutments, Gold



Product	Image	Description	Material	Art.-No.
<b>Bar Gold Coping</b>				
Coping for Screw-retained Abutments		for Screw-retained Abutments Ø 4.6 mm, for bars, including screw 023.4763, alloy weight 0.744 g, height 5.5 mm	Ceramicor®	023.4755
<b>Replacement Screw</b>				
Occlusal Screw		for Titanium, Gold, Burn-Out and Variobase® Copings for Screw-retained Abutments, length 3.7 mm	TAN	023.4763

## Bar Construction Alternative with Gold Abutment



Product	Image	Description	Material	Art.-No.
RC Abutment		for bars, gold, including screw 025.4900, height 10 mm, alloy weight 1.9 g	Ceramicor®	022.4701
<b>Replacement Screw</b>				
RC Basal Screw		for RC Anatomic Abutments, RC Variobase® for Crown and Variobase® C, RC Gold Abutments for Crown and RC Gold and Titanium Abutments for bars, length 7.9 mm	TAN	025.4900

Ceramicor® is a non-oxidizing precious metal alloy for casting on precious metal alloys.



## Bar Construction on Screw-retained Abutments, Titanium

Product	Image	Description	Material	Art.-No.
<b>Bar Titanium Coping</b>				
Coping for Screw-retained Abutments		for Screw-retained Abutments Ø 4.6 mm, including screw 023.4763, height 5.5 mm	Ti	023.4752
<b>Replacement Screw</b>				
Occlusal Screw		for Titanium, Gold, Burn-Out and Variobase® Copings for Screw-retained Abutments, length 3.7 mm	TAN	023.4763









## Bar Construction Alternative with Titanium Abutment

Product	Image	Description	Material	Art.-No.
RC Abutment		for bars, including screw 025.4900, height 10 mm	Ti	022.4702
<b>Replacement Screw</b>				
RC Basal Screw		for RC Anatomic Abutments, RC Variobase® for Crown and Variobase® C, RC Gold Abutments for Crown and RC Gold and Titanium Abutments for bars, length 7.9 mm	TAN	025.4900











## Bar Construction on Screw-retained Abutments, Plastic

Product	Image	Description	Material	Art.-No.
<b>Bar Burn-out Coping</b>				
Burn-out Coping for Screw-retained Abutments		for Screw-retained Abutments Ø 4.6 mm, for bridges and bars, including screw 023.4763, height 11 mm	POM	023.4758
<b>Replacement Screw</b>				
Occlusal Screw		for Titanium, Gold, Burn-Out and Variobase® Copings for Screw-retained Abutments, length 3.7 mm	TAN	023.4763








## Novaloc®

Product	Image	Description	Material	Art.-No.	
<b>Impression-taking/Master Cast Fabrication</b>					
Novaloc® Impression Coping		red, packaging 4 pieces	PEEK	2010.722-NOV	
Novaloc® Model Analog		blue, packaging 4 pieces	Al	2010.721-NOV	
		red, angled, angulation 15°, packaging 4 pieces		2010.720-NOV	
<b>Novaloc® Abutments</b>					
RC Novaloc® Abutment		straight, angulation 0°, height 1 mm	TAV/ADLC	022.0052	
		straight, angulation 0°, height 2 mm		022.0053	
		straight, angulation 0°, height 3 mm		022.0054	
		straight, angulation 0°, height 4 mm		022.0055	
		straight, angulation 0°, height 5 mm		022.0056	
		straight, angulation 0°, height 6 mm		022.0057	
		angled, angulation 15°, height 2 mm, type A	TAV/ADLC	022.0067	
		angled, angulation 15°, height 3 mm, type A		022.0068	
		angled, angulation 15°, height 4 mm, type A		022.0069	
		angled, angulation 15°, height 5 mm, type A		022.0070	
		angled, angulation 15°, height 6 mm, type A		022.0071	
		angled, angulation 15°, height 2 mm, type B	TAV/ADLC	022.0077	
		angled, angulation 15°, height 3 mm, type B		022.0078	
		angled, angulation 15°, height 4 mm, type B		022.0079	
		angled, angulation 15°, height 5 mm, type B		022.0080	
		angled, angulation 15°, height 6 mm, type B		022.0081	
	<b>Novaloc® with M2 Thread for Bars</b>				
	Novaloc® Bar Abutment		Novaloc® Bar Abutment, packaging 2 pieces	TAV/ADLC	048.857V2
<b>Replacement Screw</b>					
Screw		for NC/RC Screw-retained Abutments 17° and 30°, length 7.2 mm, for RC/NC/NNC Novaloc® Angled Abutments	TAN	025.0002	

## Novaloc® Processing Packages and Matrix Housings










Product	Image	Description	Material	Art.-No.
<b>Processing Packages</b>				
Novaloc® Processing Package Titanium		includes: 2010.701-NOV Matrix Housing, titanium (including Processing Insert), 2 pieces 2010.711-NOV Retention Insert, white (light), 2 pieces 2010.712-NOV Retention Insert, yellow (medium), 2 pieces 2010.713-NOV Retention Insert, green (strong), 2 pieces 2010.724-NOV Processing Collar, silicone, 2 pieces	Ti/POM/ PEEK/Silicone	2010.601- NOV
Novaloc® Processing Package PEEK		includes: 2010.702-NOV Matrix Housing, PEEK (including Processing Insert), 2 pieces 2010.711-NOV Retention Insert, white (light), 2 pieces 2010.712-NOV Retention Insert, yellow (medium), 2 pieces 2010.713-NOV Retention Insert, green (strong), 2 pieces 2010.724-NOV Processing Collar, silicone, 2 pieces	PEEK/POM/ Silicone	2010.611- NOV
<b>Retention Inserts</b>				
Novaloc® Retention Insert		red, extra-light, approx. 300 g, packaging 4 pieces	PEEK	2010.710- NOV
		white, light, approx. 750 g, packaging 4 pieces		2010.711- NOV
		yellow, medium, approx. 1200 g, packaging 4 pieces		2010.712- NOV
		green, strong, approx. 1650 g, packaging 4 pieces		2010.713- NOV
		blue, extra-strong, approx. 2050 g, packaging 4 pieces		2010.714- NOV
		black, ultra-strong, approx. 2450 g, packaging 4 pieces		2010.715- NOV
<b>Matrix Housings</b>				
Novaloc® Matrix Housing, Titanium		including Processing Insert, packaging 4 pieces	Ti/POM	2010.701- NOV
Novaloc® Matrix Housing, PEEK			PEEK/POM	2010.702- NOV
Novaloc® Matrix Housing – Extended			Ti/POM	2010.703- NOV

## Novaloc® Tools and Auxiliary Parts

Product	Image	Description	Material	Art.-No.
Novaloc® Equipment Box		including 3 Instruments: 2010.731-NOV Novaloc® Processing Insert Removal Instrument (blue), 2010.741-NOV Novaloc® Retention Insert Instrument (brown), 2010.751-NOV Novaloc® Matrix Housing Extraction Instrument (gray)		2010.101-NOV
Novaloc® Block Out Spacer		white, packaging 4 pieces	POM	2010.723-NOV
Novaloc® Processing Collar		white, packaging 10 pieces	Silicone	2010.724-NOV
Novaloc® Processing Insert		white, packaging 4 pieces	POM	2010.725-NOV
Novaloc® Processing Insert Removal Instrument		blue	Al/Stainless steel	2010.731-NOV
Novaloc® Retention Insert Instrument		brown		2010.741-NOV
Novaloc® Matrix Housing Extraction Instrument		gray		2010.751-NOV

The Novaloc matrix system is also compatible with LOCATOR® abutments.

LOCATOR®







Product	Image	Description	Material	Art.-No.
<b>Impression-taking/Master Cast Fabrication</b>				
LOCATOR® Impression Coping		height 4 mm, packaging 4 pieces	Al housing with LDPE insert	048.197V4
LOCATOR® Female Analog		length 10 mm, Ø 4 mm, packaging 4 pieces	Al	025.0120-04
<b>LOCATOR® Abutments</b>				
RC LOCATOR® Abutment		height 1 mm	TAV/TiN	022.4501
		height 2 mm		022.4502
		height 3 mm		022.4503
		height 4 mm		022.4504
		height 5 mm		022.4505
		height 6 mm		022.4506
<b>LOCATOR® Bar Abutments</b>				
LOCATOR® Bar Abutment		M2 Thread (2.0 mm), height 1.78 mm, packaging 2 pieces	TAV/TiN	048.804V2








**LOCATOR®**





Prosthetics

RC




















Product	Image	Description	Material	Art.-No.
<b>Lab Set, up to 20° Divergence Compensation</b>				
LOCATOR® Male Processing Package		includes: Denture Cap (∅ 5.5 mm, height 2.5 mm) with black Processing Male (height 1.9 mm), Block-out Spacer (048.196), clear Replacement Male (048.190), pink Replacement Male (048.191), blue Replacement Male (048.192), packaging 2 pieces	Ti/Nylon/LDPE	048.189V2
LOCATOR® Replacement Male		clear, angulation 0°–10°, height 1.7 mm, 2.27 kg, packaging 4 pieces	Nylon	048.190V4
		pink, light retention, angulation 0°–10°, height 1.7 mm, 1.36 kg, packaging 4 pieces		048.191V4
		blue, extra-light retention, angle 0°–10°, height 1.7 mm, 0.68 kg, packaging 4 pieces		048.192V4
<b>Lab Set, up to 40° Divergence Compensation</b>				
LOCATOR® Male Processing Package		extended range, includes: Denture Cap (∅ 5.5 mm, height 2.5 mm) with black Processing Male (height 1.9 mm), Block-out Spacer (048.196), green Replacement Male (048.193), orange Replacement Male (048.188), red Replacement Male (048.194), packaging 2 pieces	Ti/Nylon/LDPE	048.182V2
LOCATOR® Replacement Male		green, extended range, angulation 10°–20°, height 1.7 mm, 1.82 kg, packaging 4 pieces	Nylon	048.193V4
		orange, light retention, extended range, angulation 10°–20°, height 1.7 mm, 0.91 kg, packaging 4 pieces		048.188V4
		red, extra-light retention, extended range, angle 10°–20°, height 1.7 mm, 0.45 kg, packaging 4 pieces		048.194V4
		gray, extended range, zero retention, height 1.7 mm, packaging 4 pieces		048.181V4
<b>LOCATOR® for Bars</b>				
LOCATOR® Bar Male Processing Package		includes: Denture Cap (∅ 5.5 mm, height 2.5 mm) with yellow Processing Male, Block-out Spacer (048.196), clear Replacement Male (048.190), pink Replacement Male (048.191), blue Replacement Male (048.192), packaging 2 pieces	Ti/Nylon/LDPE	048.805V2
		includes: Denture Cap (∅ 5.5 mm, height 2.5 mm) with yellow Processing Male, Block-out Spacer (048.196), clear Replacement Male (048.190), pink Replacement Male (048.191), blue Replacement Male (048.192), packaging 10 pieces		048.805V10

## LOCATOR® Components














Product	Image	Description	Material	Art.-No.
LOCATOR® Parallel Post		length 8 mm, packaging 4 pieces	LDPE	048.199V4
LOCATOR® Processing Male, black		height 1.9 mm, packaging 4 pieces		048.195V4
LOCATOR® Block-out Spacer		thickness 0.4 mm, packaging 20 pieces	Silicone rubber	048.196V20
LOCATOR® Processing Spacer		packaging 4 pieces	POM	048.218V4
LOCATOR® Abutment Holder Sleeve		to fasten abutment to the tool, packaging 4 pieces	PSU	046.413V4

Tools and Auxiliary Parts				
LOCATOR® Screwdriver		three-part, length 100 mm	Stainless steel	046.415
LOCATOR® Screwdriver		for Ratchet, short, length 15 mm		046.416
		for Ratchet, long, length 21 mm		046.417
LOCATOR® Angle Measurement Guide		length 50 mm, width 15 mm		048.200

## PLAN Abutments



















Product	Image	Description	Material	Art.-No.
<b>Prosthetic Planning Kit</b>				
Bone Level PLAN Set		length 278 mm, width 124 mm, height 33 mm	POM	026.0902
Bone Level PLAN Cassette		empty, length 278 mm, width 124 mm, height 33 mm	PC	026.0000
<b>NC PLAN Abutments</b>				
NC PLAN Anatomic Abutment		straight, gingiva height 2 mm, packaging 4 pieces	POM	025.2601-04
		straight, gingiva height 3.5 mm, packaging 4 pieces		025.2602-04
		angled, angulation 15°, gingiva height 2 mm, packaging 4 pieces		025.2603-04
		angled, angulation 15°, gingiva height 3.5 mm, packaging 4 pieces		025.2604-04
NC PLAN Gold Abutment		for crowns, height 3.2 mm, packaging 4 pieces		025.2610-04
NC PLAN Cementable Abutment		Ø 3.5 mm, gingiva height 1 mm, abutment height 4 mm, packaging 4 pieces		025.2611-04
		Ø 3.5 mm, gingiva height 2 mm, abutment height 4 mm, packaging 4 pieces		025.2612-04
		Ø 3.5 mm, gingiva height 3 mm, abutment height 4 mm, packaging 4 pieces		025.2613-04
		Ø 3.5 mm, gingiva height 1 mm, abutment height 5.5 mm, packaging 4 pieces		025.2615-04
		Ø 3.5 mm, gingiva height 2 mm, abutment height 5.5 mm, packaging 4 pieces		025.2616-04
		Ø 3.5 mm, gingiva height 3 mm, abutment height 5.5 mm, packaging 4 pieces		025.2617-04
		Ø 5 mm, gingiva height 1 mm, abutment height 4 mm, packaging 4 pieces		025.2621-04
		Ø 5 mm, gingiva height 2 mm, abutment height 4 mm, packaging 4 pieces		025.2622-04
		Ø 5 mm, gingiva height 3 mm, abutment height 4 mm, packaging 4 pieces		025.2623-04
		Ø 5 mm, gingiva height 1 mm, abutment height 5.5 mm, packaging 4 pieces		025.2625-04
		Ø 5 mm, gingiva height 2 mm, abutment height 5.5 mm, packaging 4 pieces		025.2626-04
		Ø 5 mm, gingiva height 3 mm, abutment height 5.5 mm, packaging 4 pieces		025.2627-04

## PLAN Abutments












Product	Image	Description	Material	Art.-No.
NC Novaloc® Plan Abutment*		height 1–6 mm, packaging 4 pieces	POM	025.2646-04
NC Novaloc® Plan Abutment		angled, angulation 15°, height 2–6 mm, Type A, packaging 4 pieces		025.0046V4
		angled, angulation 15°, height 2–6 mm, Type B, packaging 4 pieces		025.0048V4
NC PLAN LOCATOR® Abutment*		height 2 mm, packaging 4 pieces		025.2642-04
		height 3 mm, packaging 4 pieces		025.2643-04
		height 4 mm, packaging 4 pieces		025.2644-04
		height 5 mm, packaging 4 pieces		025.2645-04
NC PLAN Screw-retained Abutment		straight, Ø 3.5 mm, gingiva height 2.5 mm, packaging 4 pieces		025.2648-04
		straight, Ø 4.6 mm, gingiva height 2.5 mm, packaging 4 pieces		025.2650-04
		angled, angulation 17°, type A, Ø 4.6 mm, gingiva height 2.5 mm, packaging 4 pieces		025.2655-04
		angled, angulation 17°, type B, Ø 4.6 mm, gingiva height 2.5 mm, packaging 4 pieces		025.2658-04
		angled, angulation 30°, type A, Ø 4.6 mm, gingiva height 2.5 mm, packaging 4 pieces		025.2653-04
		angled, angulation 30°, type B, Ø 4.6 mm, gingiva height 2.5 mm, packaging 4 pieces		025.2660-04

\*The NC Novaloc® Plan Abutment (025.2646-04) is also compatible with LOCATOR® Components.

## PLAN Abutments

Product	Image	Description	Material	Art.-No.
<b>RC PLAN Abutments</b>				
RC PLAN Anatomic Abutment		straight, gingiva height 2 mm, packaging 4 pieces	POM	025.4601-04
		straight, gingiva height 3.5 mm, packaging 4 pieces		025.4602-04
		angled, angulation 15°, gingiva height 2 mm, packaging 4 pieces		025.4603-04
		angled, angulation 15°, gingiva height 3.5 mm, packaging 4 pieces		025.4604-04
RC PLAN Gold Abutment		for crowns, height 3.3 mm, packaging 4 pieces		025.4610-04
RC PLAN Cementable Abutment		Ø 5 mm, gingiva height 1 mm, abutment height 4 mm, packaging 4 pieces		025.4621-04
		Ø 5 mm, gingiva height 2 mm, abutment height 4 mm, packaging 4 pieces		025.4622-04
		Ø 5 mm, gingiva height 3 mm, abutment height 4 mm, packaging 4 pieces		025.4623-04
		Ø 5 mm, gingiva height 1 mm, abutment height 5.5 mm, packaging 4 pieces		025.4625-04
		Ø 5 mm, gingiva height 2 mm, abutment height 5.5 mm, packaging 4 pieces		025.4626-04
		Ø 5 mm, gingiva height 3 mm, abutment height 5.5 mm, packaging 4 pieces		025.4627-04
RC PLAN Gold Abutment		for bridges, height 5.2 mm, packaging 4 pieces		025.4630-04
RC PLAN Cementable Abutment		Ø 6.5 mm, gingiva height 1 mm, abutment height 4 mm, packaging 4 pieces		025.4631-04
		Ø 6.5 mm, gingiva height 2 mm, abutment height 4 mm, packaging 4 pieces		025.4632-04
		Ø 6.5 mm, gingiva height 3 mm, abutment height 4 mm, packaging 4 pieces		025.4633-04
		Ø 6.5 mm, gingiva height 1 mm, abutment height 5.5 mm, packaging 4 pieces		025.4635-04
		Ø 6.5 mm, gingiva height 2 mm, abutment height 5.5 mm, packaging 4 pieces		025.4636-04
		Ø 6.5 mm, gingiva height 3 mm, abutment height 5.5 mm, packaging 4 pieces		025.4637-04

## PLAN Abutments

Product	Image	Description	Material	Art.-No.
RC Novaloc® Plan Abutment*		height 1–6 mm, packaging 4 pieces	POM	025.4646-04
RC Novaloc® Plan Abutment		angled, angulation 15°, height 2–6 mm, Type A, packaging 4 pieces		025.0045V4
			angled, angulation 15°, height 2–6 mm, Type B, packaging 4 pieces	025.0047V4
RC PLAN LOCATOR® Abutment*		height 1 mm, packaging 4 pieces	025.4641-04	
		height 2 mm, packaging 4 pieces	025.4642-04	
		height 3 mm, packaging 4 pieces	025.4643-04	
		height 4 mm, packaging 4 pieces	025.4644-04	
		height 5 mm, packaging 4 pieces	025.4645-04	
RC PLAN Screw-retained Abutment		straight, Ø 4.6 mm, gingiva height 2.5 mm, packaging 4 pieces	025.4648-04	
		angled, angulation 17°, type A, Ø 4.6 mm, gingiva height 2.5 mm, packaging 4 pieces	025.4649-04	
		angled, angulation 17°, type B, Ø 4.6 mm, gingiva height 2.5 mm, packaging 4 pieces	025.4650-04	
		angled, angulation 30°, type A, Ø 4.6 mm, gingiva height 2.5 mm, packaging 4 pieces	025.4653-04	
		angled, angulation 30°, type B, Ø 4.6 mm, gingiva height 2.5 mm, packaging 4 pieces	025.4660-04	







\*The RC Novaloc® Plan Abutment (025.4646-04) is also compatible with LOCATOR® Components.



# Straumann® Classic












## Classic Sets

Product	Image	Description	Material	Art.-No.
<b>Classic Set for Implant Types C,E,F,H and K, used approx. between 1974 and 1980</b>				
Classic Set, type C, E, F, H and K		Set includes: Implant Analog, Occlusal Screw, 9° Impression Cap, Gold Coping	Stainless steel/Ti/Al/ Ceramicor®	040.919C
<b>Classic Set for TPS Implants (Ledermann Screw), used approx. between 1975 and 1986</b>				
Classic Set, Implant Type TPS		Set includes: TPS Implant Analog, TPS Occlusal Screw, length 4 mm, TPS Impression Cap, TPS Gold Coping	Stainless steel/Ti/Al/Elitor®	040.920C
<b>Classic Set for Type Octa, single part, used approx. between 1995 and 2004</b>				
<b>Classic Set for Benefit Implants with Internal Cone and 45° Shoulder, used approx. between 1991 and 1999</b>				
Octa transfer coping		length 10.0 mm	Al	048.009
SCS Guide Screw		for occlusal screw-retained RN/WN Coping, can be shortened by 2 mm, length 12 mm, packaging 4 pieces	Ti	048.365V4
RN Analog		for bars with snyOcta® 1.5 048.601, straight, angulation 0°, Ø 4.8 mm	Stainless steel	048.108
<b>Classic Set for Type 8° (later also Monotype), used approx. between 1994 and 2009</b>				
Classic Set, 8° type		Set includes: Implant Analog for 8° Bar Head, SCS Occlusal Screw, length 4 mm, Impression Cap for 8° Bar Head, Implant Protective Cap for 8° Bar Head, Gold Coping	Stainless steel/Ti/Al/PEEK/ Ceramicor®	040.921C

Ceramicor® is a non-oxidizing precious metal alloy for casting on precious metal alloys.

## Implant Type Narrow Neck (NN), in use approx. between 1998 and 2012

Product	Image	Description	Material	Art.-No.
<b>Impression-taking/Master Cast Fabrication</b>				
NN Impression Cap		screw-retained, for open-tray impression, length 17.5 mm	Al/TAN	048.016
NN Implant Analog		length 14 mm	Stainless steel	048.130
<b>Temporary Abutment</b>				
NN Temporary Coping		including NN Occlusal Screw, height 10 mm	PEEK/Ti	048.669
<b>Gold Abutment</b>				
NN Gold Coping		castable, without screw, height 10 mm, alloy weight 0.286 g	Ceramicor®/POM	048.635
<b>Titanium Abutments</b>				
NN Post		polishable, without screw, height 9 mm	Ti	048.505
		angled, angulation 15°, without screw, height 8.8 mm		048.550
		angled, angulation 20°, without screw, height 8.8 mm		048.551
<b>Protective Cap</b>				
NN Protective Cap		with integral Occlusal Screw, height 3.4 mm	PEEK/TAN	048.050
<b>Screw</b>				
NN Occlusal Screw		yellow, length 5 mm, threaded Ø 1.8 mm	TAN	049.177

Ceramicor® is a non-oxidizing precious metal alloy for casting on precious metal alloys.

## Additional Components for Straumann® Classic

Product	Image	Description	Material	Art.-No.
Octa Abutment		with integral Basal Screw, height 1.5 mm	Ti	048.404C
Abutment, angled 15°		with integral Basal Screw		048.483C
Abutment, angled 20°				048.484C
Plastic Coping for Abutment 8°			POM	048.220C
TS Gold Coping for Octa		alloy weight 0.757 g	Ceramicor®	048.232C
Transversal Screw		for RN Transversal Screw Retention, length 3 mm, Ø 2 mm	TAV	049.154
Occlusal Screw		length 15 mm	Ti	048.304C
TPS Occlusal Screw		length 8 mm		048.312C
Pin Abutment		castable	Ceramicor®	048.424C
TS Posts for Octa			Ti	048.448C

Ceramicor® is a non-oxidizing precious metal alloy for casting on precious metal alloys.

## Tools for Straumann® Classic

Product	Image	Material	Art.-No.
Driver for Octa Abutments		Stainless steel	046.045C
Cross-tip Screwdriver			046.114C



What challenge are you going to master today?

Modern dentistry needs specific solutions to ensure maximum performance and security.

## **Straumann® Biomaterials: Master any Challenge**





We understand that your cases are as individual as your patients. That's why we offer products you feel comfortable with and can depend on, day in, day out. You can trust in the experience and expertise, that is synonymous with Straumann®, to deliver the right solution designed to achieve and maintain your clinical success in different situations. Whatever your patient needs: treatment options for preventing tooth loss, comprehensive biomaterials collection or innovative solutions to keep a healthy status of the tissues surrounding the implant, our carefully selected portfolio provides you with exactly what you require to maintain your success and master your challenges.

- Bone Substitutes (Allografts, Synthetics, Xenografts)
- Membranes (Collagen, Synthetic)
- Soft-tissue Grafts
- Hemostatics
- Straumann® Emdogain® and Straumann® Emdogain® FL
- Instruments and Accessories
- Implant Health
- Preventive Dentistry











## Biomaterials

<b>Biomaterials</b>	<b>174</b>
<b>Bone Substitutes</b>	<b>174</b>
Allografts	174
Synthetics	176
Xenografts	177
<b>Soft-tissue Products</b>	<b>179</b>
Membranes	179
Soft Tissue Grafts	180
Hemostatics	181
<b>Straumann® Emdogain®</b>	<b>182</b>
Straumann® Emdogain®, Straumann® Emdogain® FL and Straumann® PrefGel®	182
<b>Instruments and Accessories</b>	<b>183</b>
<b>Implant Health/Preventive Dentistry</b>	<b>186</b>
Labrida BioClean™	186

## Allografts

Product	Image	Description	Material	Art.-No.
<b>Granules</b>				
botiss maxgraft® cancellous granules	 	donor: human, granule size: 500–2000 µm, unit size: 0.5 cc	Cancellous bone	BO-30005
		donor: human, granule size: 500–2000 µm, unit size: 1.0 cc		BO-30010
		donor: human, granule size: 500–2000 µm, unit size: 2.0 cc		BO-30020
		donor: human, granule size: 500–2000 µm, unit size: 4.0 cc		BO-30040
botiss maxgraft® cortico-cancellous granules	 	donor: human, granule size: 500–2000 µm, unit size: 0.5 cc	Cortical bone/ Cancellous bone	BO-31005
		donor: human, granule size: 500–2000 µm, unit size: 1.0 cc		BO-31010
		donor: human, granule size: 500–2000 µm, unit size: 2.0 cc		BO-31020
		donor: human, granule size: 500–2000 µm, unit size: 4.0 cc		BO-31040

## Allografts

Product	Image	Description	Material	Art.-No.
<b>Blocks</b>				
botiss maxgraft® cancellous		 donor: human, block size: 10x10x10 mm	Cancellous bone	BO-32111
		donor: human, block size: 20x10x10 mm		BO-32112
botiss maxgraft® uni-cortical		 donor: human, block size: 10x10x10 mm	Cortical bone/ Cancellous bone	BO-31111
		donor: human, block size: 20x10x10 mm		BO-31112
<b>Bone plates</b>				
botiss maxgraft® cortico		 donor: human, Plate size: 25x10x1 mm	Cortical bone	BO-31251
<b>Rings</b>				
botiss maxgraft® bonering		 donor: human, outer-Ø 6 mm*, inner-Ø 3.3 mm, height 10 mm	Cancellous bone	BO-33160
		donor: human, outer-Ø 7 mm*, inner-Ø 3.3 mm, height 10 mm		BO-33170
		donor: human, outer-Ø 7 mm**, inner-Ø 4.1 mm, height 10 mm		BO-33174
<b>Individualized Block</b>				
botiss maxgraft® bonebuilder		 individual planning and production of a bone transplant, max. dimension 23x13x13 mm, donor: human	Cancellous bone	BO-PMIa
		2nd bonebuilder block for the treatment of extended (>23x13x13 mm) bone defects		BO-PMIa2

### How to order a maxgraft® bonebuilder

maxgraft® bonebuilder is an allogenic bone block which is individually designed for the patient's bone defect.

Our partner company, botiss, virtually designs the maxgraft® bonebuilder bone block using a CT/ DVT-scan of the bone defect. The design of the bone block is only released for production after final inspection and approval of the clinician.

The manufacturing site, Cells +Tissuebank Austria (C+TBA), receives the design file and the bone block is produced under cleanroom conditions.









To place an order for maxgraft® bonebuilder, please log in at [www.botiss-bonebuilder.com](http://www.botiss-bonebuilder.com). There you will get further instructions on how to upload your data, the order process and the expected delivery time. Your maxgraft® bonebuilder block will then be delivered to you and invoiced directly by botiss, on behalf of Straumann.

\* Can be used with Bone Level implants with an outer diameter of 3.3 to 3.6 mm









\*\* Can be used only for Straumann® Bone Level Implants and Bone Level Tapered Implants Ø 4.1 mm







## Synthetics

Product	Image	Description	Material	Art.-No.
<b>Granules</b>				
Straumann® BoneCeramic™			HA / $\beta$ -TCP	source: synthetic, granule size: 400–700 $\mu$ m, unit size: 0.3 cc, 0.25 g
				source: synthetic, granule size: 500–1000 $\mu$ m, unit size: 1.0 cc, 0.5 g
				source: synthetic, granule size: 500–1000 $\mu$ m, unit size: 1.9 cc, 1.0 g
<b>Small Granules</b>				
botiss maxresorb®			HA / $\beta$ -TCP	source: synthetic, granule size: 500–1000 $\mu$ m, unit size: 0.5 cc
				source: synthetic, granule size: 500–1000 $\mu$ m, unit size: 1.0 cc
<b>Large Granules</b>				
botiss maxresorb®			HA / $\beta$ -TCP	source: synthetic, granule size: 800–1500 $\mu$ m, unit size: 0.5 cc
				source: synthetic, granule size: 800–1500 $\mu$ m, unit size: 2.0 cc
<b>Paste</b>				
botiss maxresorb® inject			HA / $\beta$ -TCP	source: synthetic, unit size: 0.5 cc, Syringe
				source: synthetic, unit size: 1.0 cc, Syringe
				source: synthetic, unit size: 2.5 cc, Syringe





## Xenografts

Product	Image	Description	Material	Art.-No.
<b>Small Granules</b>				
Straumann® XenoGraft			HA	source: bovine, granule size: 200-1000 µm, unit size: 0.55 cc, 0.25 g
				source: bovine, granule size: 200-1000 µm, unit size: 1.3 cc, 0.5 g
				source: bovine, granule size: 200-1000 µm, unit size: 2.4 cc, 1.0 g
				source: bovine, granule size: 200-1000 µm, unit size: 4.5 cc, 2.0 g
<b>Large Granules</b>				
Straumann® XenoGraft			HA	source: bovine, granule size: 1000-2000 µm, unit size: 0.68 cc, 0.25 g
				source: bovine, granule size: 1000-2000 µm, unit size: 1.55 cc, 0.5 g
				source: bovine, granule size: 1000-2000 µm, unit size: 2.9 cc, 1.0 g
				source: bovine, granule size: 1000-2000 µm, unit size: 5.0 cc, 2.0 g
<b>XenoFlex</b>				
Straumann® XenoFlex block			HA/Collagen	source: 90% bovine bone mineral granules, 10% porcine collagen, 6x6x3 mm, 50 mg, (~0.1 cc)
				source: 90% bovine bone mineral granules, 10% porcine collagen, 6x6x6 mm, 100 mg, (~0.2 cc)
				source: 90% bovine bone mineral granules, 10% porcine collagen, 7x8x9 mm, 250 mg, (~0.5 cc)
				source: 90% bovine bone mineral granules, 10% porcine collagen, 9x10x11 mm, 500 mg, (~1.0 cc)
Straumann® XenoFlex cylinder				source: 90% bovine bone mineral granules, 10% porcine collagen; (Syringe), 4.6x40 mm, 250 mg, (~0.7 cc)
				source: 90% bovine bone mineral granules, 10% porcine collagen; (Syringe), 5.6x45 mm, 500 mg, (~1.1 cc)

## Xenografts



Product	Image	Description	Material	Art.-No.
<b>Small Granules</b>				
botiss cerabone®			HA	source: bovine, granule size: 500–1000 µm, unit size: 0.5 cc
				source: bovine, granule size: 500–1000 µm, unit size: 1.0 cc
				source: bovine, granule size: 500–1000 µm, unit size: 2.0 cc
				source: bovine, granule size: 500–1000 µm, unit size: 5.0 cc
BO-1510				
BO-1511				
BO-1512				
BO-1515				
<b>Large Granules</b>				
botiss cerabone®			HA	source: bovine, granule size: 1000–2000 µm, unit size: 0.5 cc
				source: bovine, granule size: 1000–2000 µm, unit size: 1.0 cc
				source: bovine, granule size: 1000–2000 µm, unit size: 2.0 cc
				source: bovine, granule size: 1000–2000 µm, unit size: 5.0 cc
BO-1520				
BO-1521				
BO-1522				
BO-1525				

## Membranes



Product	Image	Description	Material	Art.-No.
<b>Membranes</b>				
botiss Jason® membrane		source: porcine pericard, membrane size: 15 x 20 mm, membrane thickness: ~0.15 mm (+/- 0.1 mm)	Collagen	BO-681520
		source: porcine pericard, membrane size: 20 x 30 mm, membrane thickness: ~0.15 mm (+/- 0.1 mm)		BO-682030
		source: porcine pericard, membrane size: 30 x 40 mm, membrane thickness: ~0.15 mm (+/- 0.1 mm)		BO-683040
Straumann® Membrane Flex™		source: porcine peritoneum, membrane size: 15 x 20 mm, membrane thickness: ~0.4 mm (+/- 0.1 mm)		070.008
		source: porcine peritoneum, membrane size: 20 x 30 mm, membrane thickness: ~0.4 mm (+/- 0.1 mm)		070.009
		source: porcine peritoneum, membrane size: 30 x 40 mm, membrane thickness: ~0.4 mm (+/- 0.1 mm)		070.010
botiss collprotect® membrane		source: porcine dermis, membrane size: 15 x 20 mm, membrane thickness: ~0.4 mm		BO-601520
		source: porcine dermis, membrane size: 20 x 30 mm, membrane thickness: ~0.4 mm		BO-602030
		source: porcine dermis, membrane size: 30 x 40 mm, membrane thickness: ~0.4 mm		BO-603040
<b>Synthetic Membranes (non-resorbable)</b>				
botiss permamem®		permamem®, membrane size: 15 x 20 mm, membrane thickness: ~0.08 mm	Synthetic/ High-Density PTFE	BO-801520
		permamem®, membrane size: 20 x 30 mm, membrane thickness: ~0.08 mm		BO-802030
		permamem®, membrane size: 30 x 40 mm, membrane thickness: ~0.08 mm		BO-803040

titan pins for fixation of membranes (see chapter Biomaterials Instruments and Accessories).






## Soft Tissue Grafts

Product	Image	Description	Material	Art.-No.
<b>Soft Tissue Grafts</b>				
botiss mucoderm®		 source: porcine dermis, size: 15 x 20 mm, thickness: 1.2 – 1.7 mm	Collagen	BO-701520
		source: porcine dermis, size: 20 x 30 mm, thickness: 1.2 – 1.7 mm		BO-702030
		source: porcine dermis, size: 30 x 40 mm, thickness: 1.2 – 1.7 mm		BO-703040


## Hemostatics

Product	Image	Description	Material	Art.-No.
<b>Cones</b>				
botiss collacone®		 source: porcine dermis, height ~16 mm, diameter at base ~11 mm, diameter at tip ~7 mm, packaging 12 pieces	Collagen	BO-511112










## Straumann® Emdogain®, Straumann® Emdogain® FL and Straumann® PrefGel®

Product	Image	Description	Material	Art.-No.
<b>Emdogain® Singlepack</b>				
Straumann® Emdogain® 0.15 ml		1 x Straumann® Emdogain® 0.15 ml	Enamel Matrix Derivative (EMD)	075.127W
Straumann® Emdogain® 0.3 ml		1 x Straumann® Emdogain® 0.3 ml		075.101W
Straumann® Emdogain® 0.7 ml		1 x Straumann® Emdogain® 0.7 ml		075.102W
<b>Emdogain® Multipack</b>				
Straumann® Emdogain® 0.3 ml Multipack		3 x Straumann® Emdogain® 0.3 ml 3 x Straumann® PrefGel® 0.6 ml	Enamel Matrix Derivative (EMD)/ Ethylenedi-aminetet-raacetate (EDTA)	075.114W
Straumann® Emdogain® 0.7 ml Multipack		3 x Straumann® Emdogain® 0.7 ml 3 x Straumann® PrefGel® 0.6 ml		075.116W
<b>Emdogain® 5-Pack</b>				
Straumann® Emdogain® 0.15 ml		5 x Straumann® Emdogain® 0.15 ml	Enamel Matrix Derivative (EMD)	075.098W
<b>PrefGel®</b>				
Straumann® PrefGel® 0.6 ml		5 x Straumann® PrefGel® 0.6 ml	Ethylenedi-aminetet-raacetate (EDTA)	075.203W
<b>Emdogain® FL</b>				
Straumann® Emdogain® FL 0.15 ml		1 x Straumann® Emdogain® 0.15 ml 1 x Straumann® PrefGel® 0.6 ml	Enamel Matrix Derivative (EMD)/ Ethylenedi-aminetet-raacetate (EDTA)	075.130
Straumann® Emdogain® FL 0.3 ml		1 x Straumann® Emdogain® 0.3 ml 1 x Straumann® PrefGel® 0.6 ml		075.131

## Trimmer for maxgraft® cortico



Product	Image	Description	Material	Art.-No.
<b>Trimmer for maxgraft® cortico</b>				
cortico trimmer®		Instrument for maxgraft® cortico adaption	Ti	BO-34000

## Bonering Surgical Instruments









Product	Image	Description	Material	Art.-No.
<b>Surgical Kit</b>				
botiss maxgraft® bonering surgical kit		instrument tray complete with all instruments for the bonering surgical technique	Stainless steel	BK-33000
<b>Closure Caps</b>				
Sterile NC Closure and Fixation Cap		NC Closure and Fixation Cap, Ø 5.5 mm	Ti	024.22205
Sterile RC Closure and Fixation Cap		RC Closure and Fixation Cap, Ø 5.5 mm		024.42205
<b>Instruments for Surgical Kit</b>				
Pilot Drill Ø 2 mm		outer-Ø 2 mm	Stainless steel	BK-33001
Trephine 6 mm		outer-Ø 6 mm		BK-33002
Trephine 7 mm		outer-Ø 7 mm		BK-33003
Planator 6 mm		outer-Ø 6 mm		BK-33006
Planator 7 mm		outer-Ø 7 mm		BK-33007
Diamond Tulip				BK-33004
Diamond Disc				BK-33005
bonering Fix				BK-33010



## Bonering Surgical Instruments

Product	Image	Description	Material	Art.-No.
<b>Instrument Tray and Rack</b>				
Instrument Tray maxgraft® bonering		tray for maxgraft® bonering instruments, empty, length 135 mm, width 177 mm, height 39 mm	Stainless steel	BK-33009
Instrument Rack		rack for maxgraft® bonering instruments for 12 instruments with shaft, length 25 mm, height 51 mm, width 60 mm		BK-33008

## Bone Block Fixation

Product	Image	Description	Material	Art.-No.
<b>Bone Block Fixation</b>				
Micro-screws, cross-recessed		Ø 1.2 mm, length 6 mm, packaging 5 pieces	Ti	68-112-506
		Ø 1.2 mm, length 8 mm, packaging 5 pieces		68-112-508
		Ø 1.2 mm, length 11 mm, packaging 5 pieces		68-112-511
		Ø 1.2 mm, length 13 mm, packaging 5 pieces		68-112-513
Pilotdrill		Ø 1.0 mm, length 14 mm, for Ø 1.2 mm screws		68-510-014
		Ø 1.2 mm, length 14 mm, for Ø 1.4 mm screws		68-512-014
Storage box		Storage box for micro screws, Ø 1.0 mm – 1.4 mm	Stainless steel	68-720-002
Screwdriver		Screwdriver, 11 cm		68-740-002

## botiss titan pin set


Product	Image	Description	Material	Art.-No.
<b>botiss titan pin set</b>				
botiss titan pin set		1 x applicator 1 x dispenser for 15 titan pins 1 x titan pins 3mm (10 pieces)		BO-440000
botiss titan pins 3 mm		titan pins 3 mm (10 pieces)		BO-440310

**OptraGate® \***

Product	Image	Description	Material	Art.-No.
<b>OptraGate®</b>				
OptraGate® – disposable Latex-free lip and cheek retractor		OptraGate Assortment 40 pcs OptraGate Regular 40 pcs OptraGate Small	Thermoplastic elastomer/ Polypropylene	577275WW
		OptraGate Regular Refill 80 pcs OptraGate Regular		590850WW
		OptraGate Small Refill 80 pcs of OptraGate Small		590851WW
		OptraGate Junior Refill 80 pcs of OptraGate Junior		591451WW
		OptraGate Small Assortment blue + pink 20 pcs of OptraGate Small pink 20 pcs of OptraGate Small blue		669088WW
		OptraGate Junior Assortment blue + pink 20 pcs of OptraGate Junior pink 20 pcs of OptraGate Junior blue		669089WW

\* available starting Q2 2021

## Labrida BioClean™ Brush

Product	Image	Description	Material	Art.-No.
Labrida BioClean™ Brush				
Labrida BioClean™ Brush		Pack of 5 Chitosan brushes for cleaning of osseointegrated dental implants and/or teeth (pocket depths 4 mm)	Biopolymer	LBC2013.0001





Straumann® CARES® encompasses hardware, software and services for high-quality, customized CAD-CAM prosthetics – offering a wide range of materials and applications. Connectivity between surgical planning software and CAD-CAM software opens up new design possibilities for individual esthetics.

### The digital workflow: Make your work easier and improve the predictability of your results

Digitalization is having a major impact on the world of dentistry and dental technology, bringing with it a host of new applications and processes that are fundamentally changing the way treatment is designed. New software and hardware products can increase innovation and efficiency in dental laboratories, while the production of laboratory products can become increasingly decentralized. These trends call for business models to be adjusted to meet growing patient expectations.

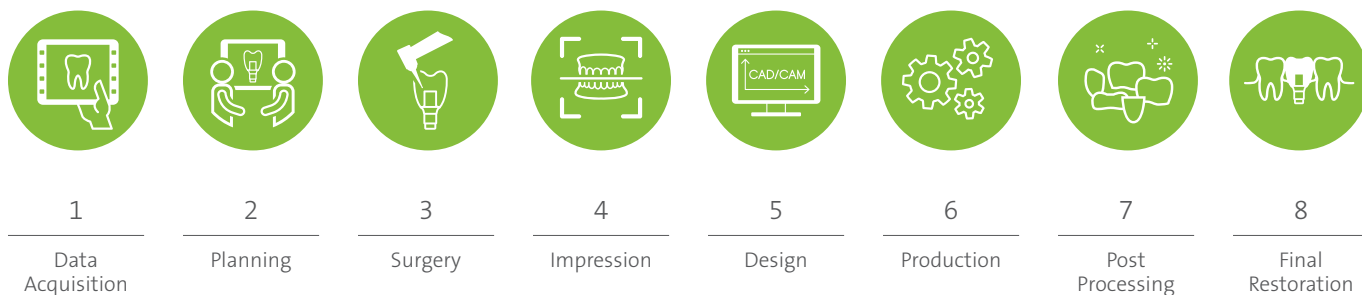
Note:

\* Straumann® CARES® solutions are available in selected countries. Please contact your local Straumann sales representative for further information.

## CADCAM

CADCAM	190
Digital Performance	190
Straumann® n!ce® Zirconia	193
Straumann® n!ce® Glass-Ceramic	196

## Digital Performance



Straumann® CARES® offers an integrated digital solution for dentists and dental labs. Starting with the implant planning software, and using the necessary CAD/CAM equipment, including materials and services, our open system approach is based on validated workflows to meet your needs in the best possible way.

Synergies between the planning software coDiagnostiX® and the design software CARES® Visual open up a whole new world of opportunities in prosthetically driven implant treatments. Following the outlined CARES® CAD/CAM workflow, you can scan, design and order a complete range of customized prosthetic components directly from our milling centers, or produce them yourself through our in-house workflow options. The choice is yours – on a case by case basis!

If you do not have access to the corresponding hardware, you can also order your Individual prosthetics via CAD/CAM systems of other manufacturers or via our Straumann® CARES® Scan & Shape Service.

### Comprehensive product portfolio

Our comprehensive portfolio has a suitable solution for every case – including single-step treatments, customized abutments, screw-retained bridges and bars, and full-contour crowns and tooth-borne bridges.

### Leading range of materials and applications

Straumann® CARES® CAD/CAM has an extensive material portfolio, providing patients, dentists and dental technicians with a wide choice of options. All dental material types can be processed, enabling you to respond to your customers' wishes with maximum flexibility.

Digital Performance

**Straumann® CARES® Digital Solutions for dental labs**

- Provides an all-round solution for dental labs, complemented by our high volume, high precision centralized milling service
- Enables dental labs to produce a wide range of prosthetics from a very broad selection of materials





## Digital Performance

### Straumann® CARES® Digital Solutions for dentists

- Provides a fully-rounded portfolio of integrated solutions, including leading chairside scanning and milling technology, 3D printing and centralized milling as an extension of your practice
- Combines interconnected software platforms, open and fully validated workflows alongside with a wide variety of materials – a truly benchmark in digital dentistry
- Leverages on industry-leading partners to offer cutting-edge customizable and upgradable technology to meet your evolving needs



Straumann® n!ce® Zirconia

# New Straumann® Zirconia offering

With Straumann® n!ce® Zirconia, you benefit from a large choice of zirconia for all your patient cases! We cover all zirconia types in numerous shades ranking from n!ce® Zirconia<sup>LT</sup>, the traditional Low Translucency zirconia used for frameworks to n!ce® Zirconia<sup>GT</sup>, the new generation of multi-layered Zirconia!

Create natural prosthetics together with Swiss made quality designed for predictable prosthetic outcome you can trust. Our n!ce® Zirconia can be processed simply with standard zirconia tools and methods and you can simply outsource on demand to our milling centers on demand.



## n!ce® Zirconia<sup>GT</sup>,

the new generation of Gradient Translucency Zirconia featuring a transition in shades and translucency! **COMING SOON!**

Shade	Disc height					
	14 mm	16 mm	18 mm	20 mm	22 mm	25 mm
Multi A1	010.7445	010.7446	010.7447	010.7448	010.7449	010.7450
Multi A2	010.7451	010.7452	010.7453	010.7454	010.7455	010.7456
Multi A3	010.7457	010.7458	010.7459	010.7460	010.7461	010.7462
Multi A3.5	010.7463	010.7464	010.7465	010.7466	010.7467	010.7468
Multi A4	010.7469	010.7470	010.7471	010.7472	010.7473	010.7474
Multi B1	010.7475	010.7476	010.7477	010.7478	010.7479	010.7480
Multi B2	010.7481	010.7482	010.7483	010.7484	010.7485	010.7486
Multi B3	010.7487	010.7488	010.7489	010.7490	010.7491	010.7492
Multi B4	010.7493	010.7494	010.7495	010.7496	010.7497	010.7498
Multi C1	010.7499	010.7500	010.7501	010.7502	010.7503	010.7504
Multi C2	010.7505	010.7506	010.7507	010.7508	010.7509	010.7510
Multi C3	010.7511	010.7512	010.7513	010.7514	010.7515	010.7516
Multi C4	010.7517	010.7518	010.7519	010.7520	010.7521	010.7522
Multi D2	010.7523	010.7524	010.7525	010.7526	010.7527	010.7528
Multi D3	010.7529	010.7530	010.7531	010.7532	010.7533	010.7534
Multi D4	010.7535	010.7536	010.7537	010.7538	010.7539	010.7540
Multi BL1	010.7541	010.7542	010.7543	010.7544	010.7545	010.7546
Multi BL2	010.7547	010.7548	010.7549	010.7550	010.7551	010.7552

## Straumann® n!ce® Zirconia



### n!ce® Zirconia<sup>HT</sup>,

the High Translucency Zirconia, especially suitable for full contour restorations up to full arch.

Shade	Disc height						
	12 mm	14 mm	16 mm	18 mm	20 mm	25 mm	30 mm
White	010.7180	010.7181	010.7182	010.7183	010.7184	010.7185	010.7186
Mono A1	–	010.7187	010.7188	–	010.7189	010.7190	010.7191
Mono A2	–	010.7192	010.7193	–	010.7194	010.7195	010.7196
Mono A3	–	010.7197	010.7198	–	010.7199	010.7200	010.7201
Mono A3.5	–	010.7202	010.7203	–	010.7204	010.7205	010.7206
Mono A4	–	010.7207	010.7208	–	010.7209	010.7210	010.7211
Mono B1	–	010.7212	010.7213	–	010.7214	010.7215	010.7216
Mono B2	–	010.7217	010.7218	–	010.7219	010.7220	010.7221
Mono B3	–	010.7222	010.7223	–	010.7224	010.7225	010.7226
Mono B4	–	010.7227	010.7228	–	010.7229	010.7230	010.7231
Mono C1	–	010.7232	010.7233	–	010.7234	010.7235	010.7236
Mono C2	–	010.7237	010.7238	–	010.7239	010.7240	010.7241
Mono C3	–	010.7242	010.7243	–	010.7244	010.7245	010.7246
Mono C4	–	010.7247	010.7248	–	010.7249	010.7250	010.7251
Mono D2	–	010.7252	010.7253	–	010.7254	010.7255	010.7256
Mono D3	–	010.7257	010.7258	–	010.7259	010.7260	010.7261
Mono D4	–	010.7262	010.7263	–	010.7264	010.7265	010.7266
Mono BL1	–	010.7267	010.7268	–	010.7269	010.7270	010.7271
Mono BL2	–	010.7272	010.7273	–	010.7274	010.7275	010.7276
Multi A1	–	010.7277	010.7278	–	010.7279	010.7280	010.7281
Multi A2	–	010.7282	010.7283	–	010.7284	010.7285	010.7286
Multi A3	–	010.7287	010.7288	–	010.7289	010.7290	010.7291
Multi A3.5	–	010.7292	010.7293	–	010.7294	010.7295	010.7296
Multi A4	–	010.7297	010.7298	–	010.7299	010.7300	010.7301
Multi B1	–	010.7302	010.7303	–	010.7304	010.7305	010.7306
Multi B2	–	010.7307	010.7308	–	010.7309	010.7310	010.7311
Multi B3	–	010.7312	010.7313	–	010.7314	010.7315	010.7316
Multi B4	–	010.7317	010.7318	–	010.7319	010.7320	010.7321
Multi C1	–	010.7322	010.7323	–	010.7324	010.7325	010.7326
Multi C2	–	010.7327	010.7328	–	010.7329	010.7330	010.7331
Multi C3	–	010.7332	010.7333	–	010.7334	010.7335	010.7336
Multi C4	–	010.7337	010.7338	–	010.7339	010.7340	010.7341
Multi D2	–	010.7342	010.7343	–	010.7344	010.7345	010.7346
Multi D3	–	010.7347	010.7348	–	010.7349	010.7350	010.7351
Multi D4	–	010.7352	010.7353	–	010.7354	010.7355	010.7356
Multi BL1	–	010.7357	010.7358	–	010.7359	010.7360	010.7361
Multi BL2	–	010.7362	010.7363	–	010.7364	010.7365	010.7366

## Straumann® n!ce® Zirconia



### n!ce® Zirconia<sup>XT</sup>,

the extra high Translucency Zirconia, especially suitable for full contour restorations up to 3-units.

Shade	Disc Height					
	12 mm	14 mm	16 mm	18 mm	20 mm	25 mm
White	010.7367	010.7368	010.7369	010.7370	010.7371	010.7372
Multi A1	–	010.7373	010.7374	–	010.7375	010.7376
Multi A2	–	010.7377	010.7378	–	010.7379	010.7380
Multi A3	–	010.7381	010.7382	–	010.7383	010.7384
Multi A3.5	–	010.7385	010.7386	–	010.7387	010.7388
Multi A4	–	010.7389	010.7390	–	010.7391	010.7392
Multi B1	–	010.7393	010.7394	–	010.7395	010.7396
Multi B2	–	010.7397	010.7398	–	010.7399	010.7400
Multi B3	–	010.7401	010.7402	–	010.7403	010.7404
Multi B4	–	010.7405	010.7406	–	010.7407	010.7408
Multi C1	–	010.7409	010.7410	–	010.7411	010.7412
Multi C2	–	010.7413	010.7414	–	010.7415	010.7416
Multi C3	–	010.7417	010.7418	–	010.7419	010.7420
Multi C4	–	010.7421	010.7422	–	010.7423	010.7424
Multi D2	–	010.7425	010.7426	–	010.7427	010.7428
Multi D3	–	010.7429	010.7430	–	010.7431	010.7432
Multi D4	–	010.7433	010.7434	–	010.7435	010.7436
Multi BL1	–	010.7437	010.7438	–	010.7439	010.7440
Multi BL2	–	010.7441	010.7442	–	010.7443	010.7444



### n!ce® Zirconia<sup>LT</sup>,

the Low Translucency Zirconia, especially suitable for frameworks up to full arch.

Shade	Disc Height				
	12 mm	14 mm	16 mm	18 mm	20 mm
White	010.7160	010.7161	010.7162	010.7163	010.7164
Mono L1	–	010.7165	010.7166	–	010.7167
Mono L2	–	010.7168	010.7169	–	010.7170
Mono M1	–	010.7171	010.7172	–	010.7173
Mono M2	–	010.7174	010.7175	–	010.7176
Mono I1	–	010.7177	010.7178	–	010.7179

## Straumann® n!ce® Glass-Ceramic

# Fully-crystallized glass ceramic. n!ce® Glass-Ceramic to meet you.

With n!ce® – Straumann’s unique proprietary, fully-crystallized glass ceramic – you benefit from added convenience and save time. The name n!ce® implies it is simple to use and very reliable, providing a natural finish and a highly esthetic look of your

CADCAM restorations. Simply mill, polish and seat: no crystallization process required. Turn time spent milling into time spent smiling!

n!ce® shade	n!ce® for C/M series, for CEREC® and mills with Universal holders		n!ce® for CEREC®		n!ce® for PlanMill®
	C14 blocks	A14S blocks	A14L blocks	C14 blocks	
LT Bleach	010.7108	010.7116	010.7124	010.7146	
LT A1	010.7012	010.7024	010.7036	010.7140	
LT A2	010.7013	010.7025	010.7037	010.7141	
LT A3	010.7014	010.7026	010.7038	010.7142	
LT A3.5	010.7110	010.7118	010.7126	010.7148	
LT B1	010.7109	010.7117	010.7125	010.7147	
LT B2	010.7015	010.7027	010.7039	010.7143	
LT B4	010.7016	010.7028	010.7040	010.7144	
LT C2	010.7017	010.7029	010.7041	010.7145	
LT D2	010.7111	010.7119	010.7127	010.7149	
HT Bleach	010.7112	010.7120	010.7128	010.7156	
HT A1	010.7018	010.7030	010.7042	010.7150	
HT A2	010.7019	010.7031	010.7043	010.7151	
HT A3	010.7020	010.7032	010.7044	010.7152	
LT A3.5	010.7114	010.7122	010.7130	010.7158	
LT B1	010.7113	010.7121	010.7129	010.7157	
HT B2	010.7021	010.7033	010.7045	010.7153	
HT B4	010.7022	010.7034	010.7046	010.7154	
LT C2	010.7023	010.7035	010.7047	010.7155	
LT D2	010.7115	010.7123	010.7131	010.7159	

(Each box contains 5 blocks)







In this chapter you will find a comprehensive list of instruments and accessories for implants and prosthetic treatments.

### More than just accessories: the basis of flawless execution










On the following pages, you will find **all the important instruments and demonstration materials** that complement the Straumann surgical and prosthetics portfolio, from drills and surgical cassettes to prosthetic auxiliary parts, screws and storage systems.

## Instruments and Accessories


<b>Surgery</b>	<b>200</b>
Planning Aids	200
Implant Bed Preparation Instruments	201
Instruments and Tools	210
Guided Surgery	212
Cassettes	216
Explantation	220
Osteotomes	223
<b>Prosthetics</b>	<b>225</b>
Prosthetic Tools	225
Storage Systems and Cassettes	227
Prosthetic Planning Aids	228
Screws for Prosthetics	229
<b>Demonstration Materials</b>	<b>231</b>
Models	231















## Planning Aids

Product	Image	Description	Material	Art.-No.
<b>X-ray Reference Sphere</b>				
X-ray Reference Sphere		Ø 5 mm, packaging 4 pieces, for single use	Stainless steel	049.076V4
<b>X-ray Templates</b>				
X-ray Templates		for Standard, Standard Plus and Straumann® PURE Ceramic Implants	Plastic	150.215
		for Bone Level Implants		150.216
		for Straumann® Bone Level Tapered Implants		025.0003
X-ray Reference Foil		for Mini Implants		046.795
<b>Instruments and Distance Indicators</b>				
Diagnostic T		auxiliary instrument for diagnosis, length 65 mm, width 33 mm	Ti	046.147
Implant Distance Indicator for Standard, Standard Plus		length 100 mm	Ti/Stainless steel	046.148
Bone Level Implant Distance Indicator				026.0901
Distance Indicator Additional Component		for BLT, Ø 2.9 mm	Ti	025.0044













## Single-Patient Drills, Pilot Drills and Twist Drills

Product	Image	Description	Material	Art.-No.
<b>Single-Patient Drills (Non Drill-stop Compatible)</b>				
Drill Set		short, for Ø 3.3 mm implants, single-use	TAN	040.571S
		long, for Ø 3.3 mm implants, single-use		040.574S
		short, for Ø 4.1 mm implants, single-use		040.572S
		long, for Ø 4.1 mm implants, single-use		040.575S
		short, for Ø 4.8 mm implants, single-use		040.573S
		long, for Ø 4.8 mm implants, single-use		040.576S
BLT Drill Set		short, for Ø 3.3 mm implants, single-use		027.0000S
		long, for Ø 3.3 mm implants, single-use		027.0003S
		short, for Ø 4.1 mm implants, single-use		027.0001S
		long, for Ø 4.1 mm implants, single-use		027.0004S
		short, for Ø 4.8 mm implants, single-use		027.0002S
		long, for Ø 4.8 mm implants, single-use		027.0005S







## Single-Patient Drills, Pilot Drills

Product	Image	Description	Material	Art.-No.
<b>Single-Patient Drills (Non Drill-stop Compatible)</b>				
Needle Drill		short, Ø 1.6 mm, single-use	TAN	027.0006S
		long, Ø 1.6 mm, single-use		027.0007S
SP Profile Drill		short, Ø 3.3 mm, single-use		044.742S
		long, Ø 3.3 mm, single-use		044.748S
		short, Ø 4.1 mm, single-use		044.743S
		long, Ø 4.1 mm, single-use		044.749S
		short, Ø 4.8 mm, single-use		044.744S
		long, Ø 4.8 mm, single-use		044.750S
BL Profile Drill		short, Ø 3.3 mm, single-use		026.0089S
		long, Ø 3.3 mm, single-use		026.0096S
		short, Ø 4.1 mm, single-use		026.0090S
		long, Ø 4.1 mm, single-use		026.0097S
		short, Ø 4.8 mm, single-use		026.0091S
		long, Ø 4.8 mm, single-use		026.0098S
BLT Profile Drill		short, Ø 2.9 mm, single-use	026.0092S	
		long, Ø 2.9 mm, single-use	026.0099S	
		short, Ø 3.3 mm, single-use	026.0093S	
		long, Ø 3.3 mm, single-use	026.0100S	
		short, Ø 4.1 mm, single-use	026.0094S	
		long, Ø 4.1 mm, single-use	026.0101S	
		short, Ø 4.8 mm, single-use	026.0095S	
		long, Ø 4.8 mm, single-use	026.0102S	




## Single-Patient Drills, Taps

Product	Image	Description	Material	Art.-No.
<b>Single-Patient Drills (Non Drill-stop Compatible)</b>				
S/SP Tap		Ø 3.3 mm, for adapter, single-use	TAN	044.754S
		Ø 4.1 mm, for adapter, single-use		044.755S
		Ø 4.8 mm, for adapter, single-use		044.756S
BL Tap		Ø 3.3 mm, for adapter, single-use		044.757S
		Ø 4.1 mm, for adapter, single-use		044.758S
		Ø 4.8 mm, for adapter, single-use		044.759S
BLT Tap		Ø 2.9 mm, for adapter, single-use	026.0103S	
		Ø 3.3 mm, for adapter, single-use	026.0104S	
		Ø 4.1 mm, for adapter, single-use	026.0105S	
		Ø 4.8 mm, for adapter, single-use	026.0106S	
Round Bur		Ø 2.3 mm, single-use	Stainless steel	044.761S
		Ø 3.1 mm, single-use		044.762S




## Single-Patient Drills (Drill-stop Compatible)

Product	Image	Description	Material	Art.-No.
<b>Single-Patient Drills</b>				
Drill Set		short, Drill Stop compatible, for Ø 3.3 mm Implants, single-patient use, sterile, length 33 mm, Ø 2.2/2.8 mm	Stainless steel	040.440S
		long, Drill Stop compatible, for Ø 3.3 mm Implants, single-patient use, sterile, length 41 mm, Ø 2.2/2.8 mm		040.441S
		short, Drill Stop compatible, for Ø 4.1 mm Implants, single-patient use, sterile, length 33 mm, Ø 2.2/2.8/3.5 mm		040.443S
		long, Drill Stop compatible, for Ø 4.1 mm Implants, single-patient use, sterile, length 41 mm, Ø 2.2/2.8/3.5 mm		040.444S
		short, Drill Stop compatible, for Ø 4.8 mm Implants, single-patient use, sterile, length 33 mm, Ø 2.2/2.8/3.5/4.2 mm		040.446S
		long, Drill Stop compatible, for Ø 4.8 mm Implants, single-patient use, sterile, length 41 mm, Ø 2.2/2.8/3.5/4.2 mm		040.447S



## Drill Stop Kit

Product	Image	Description	Material	Art.-No.
Drill Stop Set		type A, for drill Ø 2.2 – 4.2 mm, short 12 mm	Plastic	040.584S
		type B, for drill Ø 2.2 – 4.2 mm, short 10 mm		040.585S
		type C, for drill Ø 2.2 – 4.2 mm, short 8 mm		040.586S
		type D, for drill Ø 2.2 – 4.2 mm, short 6 mm		040.587S
		type E, for drill Ø 2.2 – 4.2 mm, short 4 mm		040.588S
		type A wide, for drill Ø 4.7 – 6.2 mm, short 12 mm		040.589S
		type B wide, for drill Ø 4.7 – 6.2 mm, short 10 mm		040.590S
		type C wide, for drill Ø 4.7 – 6.2 mm, short 8 mm		040.591S
		type D wide, for drill Ø 4.7 – 6.2 mm, short 6 mm		040.592S
		type E wide, for drill Ø 4.7 – 6.2 mm, short 4 mm		040.593S
Drill stop aid		The Straumann® Drill Stop Aid facilitates safe mounting and dismounting for all Straumann® Drill Stop types	Polymer	040.594









## Round Burs

Product	Image	Description	Material	Art.-No.
<b>Round Burs</b>				
Round Bur		∅ 1.4 mm	Stainless steel	044.022
		∅ 2.3 mm		044.003
		∅ 3.1 mm		044.004







## Needle Drills

Product	Image	Description	Material	Art.-No.
<b>Needle Drills</b>				
Needle Drill		short, ∅ 1.6 mm, length 33 mm	Stainless steel	026.0054
		long, ∅ 1.6 mm, length 41 mm		026.0056







## Pilot Drills

Product	Image	Description	Material	Art.-No.
<b>Pilot Drills</b>				
Pilot Drill 1		extra-short, length 26 mm, ∅ 2.2 mm	Stainless steel	044.763
		short, length 33 mm, ∅ 2.2 mm		044.210
		long, length 41 mm, ∅ 2.2 mm		044.211
Pilot Drill 2		extra-short, length 26 mm, ∅ 2.8 mm	Stainless steel	044.764
		short, length 33 mm, ∅ 2.8 mm		044.214
		long, length 41 mm, ∅ 2.8 mm		044.215
<b>Pilot Drills for Bone Level Tapered</b>				
X Pilot VeloDrill™		short, ∅ 2.2 mm, length 34 mm	Stainless steel	066.1301
		long, ∅ 2.2 mm, length 42 mm		066.1701





















## Twist Drills

Product	Image	Description	Material	Art.-No.
<b>Twist Drills</b>				
Twist Drill PRO		extra-short, length 26 mm, Ø 3.5 mm	Stainless steel	044.765
		short, length 33 mm, Ø 3.5 mm		044.250
		long, length 41 mm, Ø 3.5 mm		044.251
		extra-short, length 26 mm, Ø 4.2 mm		044.766
		short, length 33 mm, Ø 4.2 mm		044.254
		long, length 41 mm, Ø 4.2 mm		044.255

## X VeloDrill™











Product	Image	Description	Material	Art.-No.
<b>Drill for Bone Level Tapered</b>				
X VeloDrill™		short, Ø 2.8 mm, length 34 mm	Stainless steel	066.1302
		long, Ø 2.8 mm, length 42 mm		066.1702
		short, Ø 3.5 mm, length 34 mm		066.1304
		long, Ø 3.5 mm, length 42 mm		066.1704
		short, Ø 4.2 mm, length 34 mm		066.1306
		long, Ø 4.2 mm, length 42 mm		066.1706

## Profile Drills







Product	Image	Description	Material	Art.-No.
<b>Profile Drills for Standard Plus</b>				
SP Profile Drill		short, FIBA compatible, length 25 mm, Ø 3.3 mm	Stainless steel	034.332
		long, length 34 mm, Ø 3.3 mm		044.087
		short, FIBA compatible, length 25 mm, Ø 4.1 mm		034.333
		long, length 33 mm, Ø 4.1 mm		044.089
		short, length 23.8 mm, Ø 4.8 mm		044.084
		long, length 32.8 mm, Ø 4.8 mm		044.085
<b>Profile Drills for Bone Level, NNC and Straumann® PURE Ceramic Implants</b>				
BL/NNC Profile Drill		short, FIBA compatible, length 28 mm, Ø 3.3 mm	Stainless steel	034.327
		long, length 35 mm, Ø 3.3 mm		026.2306
BL Profile Drill		short, FIBA compatible, length 28 mm, Ø 4.1 mm	Stainless steel	034.328
		long, length 35 mm, Ø 4.1 mm		026.4306
		short, FIBA compatible, length 28 mm, Ø 4.8 mm		034.329
		long, length 35 mm, Ø 4.8 mm		026.6306
<b>Profile Drills for Bone Level Tapered</b>				
BLT Profile Drill		short, length 25 mm, Ø 2.9 mm	Stainless steel	026.0061
		long, length 33 mm, Ø 2.9 mm		026.0062
		short, FIBA compatible, length 27 mm, Ø 3.3 mm		034.324
		long, length 33 mm, Ø 3.3 mm		026.0004
		short, FIBA compatible, length 27 mm, Ø 4.1 mm		034.325
		long, length 33 mm, Ø 4.1 mm		026.0006
		short, FIBA compatible, length 27 mm, Ø 4.8 mm		034.326
		long, length 33 mm, Ø 4.8 mm		026.0008













## Taps

Product	Image	Description	Material	Art.-No.
<b>Taps for Standard/Standard Plus</b>				
S/SP Tap		short, FIBA compatible, length 22 mm, Ø 3.3 mm	Stainless steel	034.351
		short, FIBA compatible, length 22 mm, Ø 4.1 mm		034.352
		short, FIBA compatible, length 22 mm, Ø 4.8 mm		034.353
<b>Taps for Narrow Neck CrossFit®, Bone Level and Straumann® PURE Ceramic Implants</b>				
BL/NNC Tap		short, FIBA compatible, length 22 mm, Ø 3.3 mm	Stainless steel	034.348
BL Tap		short, FIBA compatible, length 22 mm, Ø 4.1 mm		034.349
		short, FIBA compatible, length 22 mm, Ø 4.8 mm		034.350
<b>Taps for Bone Level Tapered</b>				
BLT Tap		length 25 mm, Ø 2.9 mm	Stainless steel/TAN	026.0063
		short, FIBA compatible, length 21 mm, Ø 3.3 mm	Stainless steel	034.345
		short, FIBA compatible, length 21 mm, Ø 4.1 mm		034.346
		short, FIBA compatible, length 21 mm, Ø 4.8 mm		034.347









## Alignment Pins and Depth Gauges

Product	Image	Description	Material	Art.-No.
<b>Alignment Pins and Depth Gauges for Bone Level Tapered</b>				
Alignment Pin		length 27 mm, Ø 2.2 mm	TAN	046.799
Depth Gauge with Distance Indicator		length 27 mm, Ø 2.2/2.8 mm	Ti	046.704
SC Position Indicator		oval, length 10 mm, Ø 2.2 mm		026.0058
Depth Gauge		length 27 mm, Ø 2.8 mm	TAN	046.800
		length 27 mm, Ø 3.5 mm		046.802
		length 27 mm, Ø 4.2 mm		046.804

























## Bone Profilers

Product	Image	Description	Material	Art.-No.
<b>Bone Profilers for Tissue Level</b>				
RN/RT Bone Profiler		for use with 049.082, inner- $\varnothing$ 3.6/4.8 mm, outer- $\varnothing$ 5.4 mm, length 28 mm	Stainless steel	044.304
WN/WT Bone Profiler		for use with 049.082, inner- $\varnothing$ 3.6/6.5 mm, outer- $\varnothing$ 7.2 mm, length 25 mm		044.305
SCS Guiding Cylinder		for Implants $\varnothing$ 3.3 mm, length 10.5 mm, $\varnothing$ 3.6 mm		049.082
<b>Bone Profilers for Bone Level</b>				
BL Bone Profiler, oval Platform		length 28 mm, $\varnothing$ 4 mm	Stainless steel	026.0070
BL Bone Profiler 1		length 23 mm, $\varnothing$ 5.2 mm		026.0022
BL Bone Profiler 2		length 23 mm, $\varnothing$ 6.6 mm		026.0023
BL Bone Profiler 3		length 23 mm, $\varnothing$ 6 mm		026.0024
SC Guiding Pin		for BL Bone Profiler, Oval Platform, length 6.4 mm, $\varnothing$ 2.85 mm, single-use	TAN	026.00715
NC Guiding Cylinder		for BL Bone Profiler 1/2/3, length 12.5 mm, $\varnothing$ 3.25 mm, single-use		026.00255
RC Guiding Cylinder		for BL Bone Profiler 1/2/3, length 12.5 mm, $\varnothing$ 3.7 mm, single-use		026.00265




## Auxiliary Instruments

Product	Image	Description	Material	Art.-No.
<b>Tweezers</b>				
Tweezers		with titanium plasma-coated tips, length 105 mm	Stainless steel/Ti	046.095
		without titanium plasma-coated tips, length 105 mm	Stainless steel	046.057
<b>Instruments</b>				
Ratchet		including Service Instruments, length 84 mm	Stainless steel	046.119
Torque Control Device		for Ratchet, length 82 mm, Torque markings: 0 / 15 / 35 Ncm		046.049
Holding Key		length 85 mm		046.064
Release Aid S for Loxim®		for platform SC, length 90 mm		026.0073
Release Aid N for Loxim®		for platforms NC and NNC, length 90 mm		026.2558
Release Aid R/W for Loxim®		for platforms RC, RN and WN, length 90 mm		026.4558























## Auxiliary Instruments

Product	Image	Description	Material	Art.-No.
<b>Adapters</b>				
Adapter		for Ratchet, extra short, length 11 mm	Stainless steel	046.460
		for Ratchet, short, length 18 mm		046.461
		for Ratchet, long, length 28 mm		046.462
		for Ratchet, for SC, long, length 28 mm		025.0043
		for handpiece, extra short, length 19 mm		046.470
		for handpiece, short, length 26 mm		046.471
		for handpiece, long, length 34 mm		046.472
		for handpiece, for SC, long, length 34 mm		025.0042
		for handpiece, for surgical handle, short, length 26 mm		034.361
<b>Screwdrivers</b>				
SCS Screwdriver		for Ratchet, extra short, length 15 mm	Stainless steel	046.400
		for Ratchet, short, length 21 mm		046.401
		for Ratchet, long, length 27 mm		046.402
		for handpiece, extra-short, length 20 mm		046.410
		for handpiece, short, length 26 mm		046.411
		for handpiece, long, length 32 mm		046.412
AS Screwdriver		for Ratchet, extra-short, length 15 mm	Stainless steel	046.786
		for Ratchet, short, length 21 mm		046.787
		for Ratchet, long, length 27 mm		046.788
		for handpiece, extra-short, length 20 mm		046.789
		for handpiece, short, length 26 mm		046.790
		for handpiece, long, length 32 mm		046.791
AS Screwdriver Handling Aid				046.792
Hexagonal Screwdriver		for Straumann® Planning Guide, length 30 mm		046.421
<b>Miscellaneous Auxiliary Instruments</b>				
Drill Extender		length 23 mm	Stainless steel	040.563



























## Guided Surgery Templates

Product	Image	Description	Material	Art.-No.
<b>Sleeves for Straumann® Guided Surgery</b>				
T-Sleeve		guided, height 5 mm, Ø 5 mm, packaging 4 pieces	Stainless steel	034.053V4
T-Sleeve		guided, height 6 mm, Ø 2.8 mm, packaging 4 pieces		034.055V4
		guided, height 6 mm, Ø 2.2 mm, packaging 4 pieces		046.712V4






















## Implant Bed Preparation Instruments

Product	Image	Description	Material	Art.-No.
<b>Guided Mucosa Punches</b>				
Mucosa Punch		guided, length 30 mm, Ø 3.4 mm	Stainless steel	034.010
		guided, length 30 mm, Ø 4 mm		034.011
		guided, length 30 mm, Ø 4.7 mm		034.012
<b>Guided Milling Cutters</b>				
Milling Cutter		guided, length 32.5 mm, Ø 2.2 mm	Stainless steel	026.0144
		guided, length 32.5 mm, Ø 2.8 mm		034.215
		guided, length 32.5 mm, Ø 3.5 mm		034.415
		guided, length 32.5 mm, Ø 4.2 mm		034.615
<b>Guided Pilot Drills</b>				
Pilot Drill		short, guided, length 32 mm, Ø 2.2 mm	Stainless steel	034.123
		medium, guided, length 36 mm, Ø 2.2 mm		034.126
		long, guided, length 40 mm, Ø 2.2 mm		034.129
X Pilot VeloDrill™		short, Ø 2.2 mm, length 34 mm		066.1301
		medium, Ø 2.2 mm, length 38 mm		066.1501
		long, Ø 2.2 mm, length 42 mm		066.1701
<b>Guided Twist Drills</b>				
Twist Drill PRO		short, guided, length 32 mm, Ø 2.8 mm	Stainless steel	034.223
		medium, guided, length 36 mm, Ø 2.8 mm		034.226
		long, guided, length 40 mm, Ø 2.8 mm		034.229
		short, guided, length 32 mm, Ø 3.5 mm		034.423
		medium, guided, length 36 mm, Ø 3.5 mm		034.426
		long, guided, length 40 mm, Ø 3.5 mm		034.429
		short, guided, length 32 mm, Ø 4.2 mm		034.623
		medium, guided, length 36 mm, Ø 4.2 mm		034.626
		long, guided, length 40 mm, Ø 4.2 mm		034.629







## Implant Bed Preparation Instruments

Product	Image	Description	Material	Art.-No.
<b>Guided X VeloDrill™</b>				
X VeloDrill™		short, Ø 2.8 mm, length 34 mm	Stainless steel	066.1302
		medium, Ø 2.8 mm, length 38 mm		066.1502
		long, Ø 2.8 mm, length 42 mm		066.1702
		short, Ø 3.5 mm, length 34 mm		066.1304
		medium, Ø 3.5 mm, length 38 mm		066.1504
		long, Ø 3.5 mm, length 42 mm		066.1704
		short, Ø 4.2 mm, length 34 mm		066.1306
		medium, Ø 4.2 mm, length 38 mm		066.1506
		long, Ø 4.2 mm, length 42 mm		066.1706
<b>Guided Profile Drills</b>				
BLT Profile Drill		short, FIBA compatible, length 27 mm, Ø 3.3 mm	Stainless steel	034.324
		short, FIBA compatible, length 27 mm, Ø 4.1 mm		034.325
		short, FIBA compatible, length 27 mm, Ø 4.8 mm		034.326
BL/NNC Profile Drill		short, FIBA compatible, length 28 mm, Ø 3.3 mm		034.327
BL Profile Drill		short, FIBA compatible, length 28 mm, Ø 4.1 mm		034.328
		short, FIBA compatible, length 28 mm, Ø 4.8 mm		034.329
SP Profile Drill		short, FIBA compatible, length 25 mm, Ø 3.3 mm		034.332
		short, FIBA compatible, length 25 mm, Ø 4.1 mm		034.333
<b>Guided Taps</b>				
BLT Tap		short, FIBA compatible, length 21 mm, Ø 3.3 mm	Stainless steel	034.345
		short, FIBA compatible, length 21 mm, Ø 4.1 mm		034.346
		short, FIBA compatible, length 21 mm, Ø 4.8 mm		034.347
BL/NNC Tap		short, FIBA compatible, length 22 mm, Ø 3.3 mm		034.348
BL Tap		short, FIBA compatible, length 22 mm, Ø 4.1 mm		034.349
		short, FIBA compatible, length 22 mm, Ø 4.8 mm		034.350
S/SP Tap		short, FIBA compatible, length 22 mm, Ø 3.3 mm		034.351
		short, FIBA compatible, length 22 mm, Ø 4.1 mm		034.352
		short, FIBA compatible, length 22 mm, Ø 4.8 mm		034.353

## Auxiliary Instruments

Product	Image	Description	Material	Art.-No.
<b>Drill Handle, compatible with Ø 5.0 mm stainless steel T-sleeves (034.053V4)</b>				
Drill Handle		stop 1/3 mm, Ø 2.2 mm	Stainless steel	026.0147
		stop 1/3 mm, Ø 2.8 mm		026.0148
		stop 1/3 mm, Ø 3.2 mm		026.0149
		stop 1/3 mm, Ø 3.5 mm		026.0150
		stop 1/3 mm, Ø 3.7 mm		026.0151
		stop 1/3 mm, Ø 4.2 mm		026.0152
<b>Adapters</b>				
Guided Adapter for Profile Drill, FIBA		for handpiece, guided, H2	Stainless steel	034.354
		for handpiece, guided, H4		034.355
		for handpiece, guided, H6		034.356
Guided Adapter for Tap, FIBA		for handpiece, guided, H2		034.357
		for handpiece, guided, H4		034.358
		for handpiece, guided, H6		034.359
Connector		for Ratchet, length 14 mm		034.005
<b>Stop Key</b>				
Stop Key		Stop key for guided implants	Stainless steel	034.006
<b>Template Fixation</b>				
Template Fixation Pin		guided, Ø 2.8/2.8 mm	Stainless steel	034.298
		guided, Ø 5/2.8 mm		034.285
		guided, Ø 5/3.5 mm		034.287
		guided, Ø 5/4.2 mm		034.289
Template Fixation Pin		Lateral Template Fixation Pin, Ø 1.3 mm	Ti	034.282
Template Fixation Pin		T-Sleeve for lateral Template Fixation Pin		034.283
Template Fixation Pin		Drill for Template Fixation Pin, Ø 1.3 mm	Stainless steel	034.284






## Auxiliary Instruments

Product	Image	Description	Material	Art.-No.
<b>Guided Adapters</b>				
BL/BLT Guided Adapter		for Ratchet, length 17 mm	Stainless steel	026.0084
SP/NNC/TE Guided Adapter		for Ratchet, length 16 mm		046.710
S Guided Adapter		for Ratchet, length 17 mm		046.711
BL/BLT Guided Adapter		for handpiece, length 24 mm	Stainless steel	026.0083
SP/NNC/TE Guided Adapter		for handpiece, length 23 mm		046.708
S Guided Adapter		for handpiece, length 24 mm		046.709












The laser markings on the Guided Adapter are provided for identification. Please be aware that the correct Guided Adapter must be used for the corresponding implant type. Using the wrong Guided Adapter type could result in placing the implant deeper than planned.








## Straumann® Modular Cassettes

Product	Image	Description	Material	Art.-No.
<b>B Modules</b>				
Straumann® Modular Cassette		B Module		041.776
B Module, Basic Tray				041.778
B Module, Parallel Walled Tray				041.779
B Module, Guided Basic Tray				041.781
B Module, Guided Parallel Walled Tray				041.782

## Straumann® Modular Cassettes

Product	Image	Description	Material	Art.-No.
<b>A Modules</b>				
Straumann® Modular Cassette		A Module		041.761
A Module, Grommet Tray		6 small grommets		041.762
		6 large grommets		041.763
		3 small, 3 large grommets		041.764
		3 medium, 3 large grommets		041.765
A Module, Ratchet Tray		for Ratchet 046.119, Torque Device 046.049 or 066.1100 and Holding Key 046.064		041.766
A Module, Release Aid Tray				041.767
A Module, Stop Key Tray		for Stop Key 034.006		041.768
A Module, Implant Depth Gauge Tray		for Implant Depth Gauge 066.2000		041.771
A Module, Planning Aid Tray				041.769
A Module, Tweezer Tray		for Tweezer 046.095		041.770

## Straumann® Modular Cassettes

Product	Image	Description	Material	Art.-No.
<b>C Modules</b>				
Straumann® Modular Cassette		C Module, Guided Surgery		041.772
		C Module, Spare Tools		041.773
<b>Auxiliary Parts</b>				
Spare Label Plate		Label plates for the different Implant Systems		041.775
Ultrasonic Mat		mat for ultrasonic baths		041.774
C Module Lid		for Straumann® Modular Cassette		041.784

Refer to the Straumann® Modular Cassette Selection Guide (702824/en) to select the correct cassette parts and instruments.
















## Surgical Cassettes

Product	Image	Description	Material	Art.-No.
Straumann® Surgical Cassette	 A white plastic surgical cassette with a grid of colored instrument slots (yellow, red, green, blue) and a handle on the right side.	without content, length 290 mm, width 175 mm, height 62 mm	Plastic	040.165
Straumann® ProClean Cassette	 A stainless steel surgical cassette with a grid of colored instrument slots and a handle on the right side.	without content, length 257 mm, width 156 mm, height 64 mm	Stainless steel	040.561
Sterilisation Container, for the Straumann® ProClean Cassette	 A green and white sterilisation container with a handle and a latch.	Sterilisation container for 040.561		040.562




## Explantation Drills

Product	Image	Description	Material	Art.-No.
<b>Explantation Drill for Implant Ø 2.9 mm</b>				
Explantation Drill		medium, for Ø 2.9 mm, length 37.5 mm	Stainless steel	026.0068
		long, for Ø 2.9 mm, length 40.5 mm		026.0069
<b>Explantation Drill for Implant Ø 3.3</b>				
Explantation Drill		short, for Implants Ø 3.3 mm and Ø 3.5 mm, length 32 mm, inner-Ø 3.6 mm, outer-Ø 4.2 mm	Stainless steel	044.330
		medium, for Implants Ø 3.3 mm and Ø 3.5 mm, length 37.5 mm, inner-Ø 3.6 mm, outer-Ø 4.2 mm		044.331
		long, for Implants Ø 3.3 mm and Ø 3.5 mm, length 40.5 mm, inner-Ø 3.6 mm, outer-Ø 4.2 mm		044.332
<b>Explantation Drill for Implant Ø 4.1</b>				
Explantation Drill		short, for Implants Ø 4.1 mm, length 32 mm, inner-Ø 4.2 mm, outer-Ø 4.8 mm	Stainless steel	044.340
		medium, for Implants Ø 4.1 mm, length 37.5 mm, inner-Ø 4.2 mm, outer-Ø 4.8 mm		044.341
		long, for Implants Ø 4.1 mm, length 40.5 mm, inner-Ø 4.2 mm, outer-Ø 4.8 mm		044.342
<b>Explantation Drill for Implant Ø 4.8</b>				
Explantation Drill		short, for Implants Ø 4.8 mm, length 32 mm, inner-Ø 4.9 mm, outer-Ø 5.5 mm	Stainless steel	044.344
		medium, for Implants Ø 4.8 mm, length 37.5 mm, inner-Ø 4.9 mm, outer-Ø 5.5 mm		044.345
		long, for Implants Ø 4.8 mm, length 40.5 mm, inner-Ø 4.9 mm, outer-Ø 5.5 mm		044.346





## Explantation Aids

Product	Image	Description	Material	Art.-No.
<b>Explantation of Bone Level Implants without Abutment</b>				
SC Guiding Cylinder		for explantation of Ø 2.9 mm Bone Level Tapered Implants, Ø 3.07 mm	Stainless steel	026.0066
NC Guiding Cylinder		for explantation of Ø 3.3 mm Bone Level Implants, length 10.7 mm, Ø 3.6 mm		026.2801
RC Guiding Cylinder		for explantation of Ø 4.1 mm Bone Level Implants, length 10.9 mm, Ø 4.2 mm		026.4801
		for explantation of Ø 4.8 mm Bone Level Implants, length 10.9 mm, Ø 4.9 mm		026.6801
<b>Explantation of S/SP/TE and PURE Ceramic Implants without Abutment</b>				
SCS Guiding Cylinder		for Implants Ø 3.3 mm Narrow Neck, length 5 mm, Ø 3.6 mm	Ti/Stainless steel	049.182
		for Implants Ø 3.3 mm Narrow Neck CrossFit®, length 10.1 mm, Ø 3.6 mm	Stainless steel	049.360
		for Implants Ø 3.3 mm, length 10.5 mm, Ø 3.6 mm		049.082
		for Implants Ø 4.1 mm, length 10.5 mm, Ø 4.2 mm		049.083
		for Implants Ø 4.8 mm, length 10.5 mm, Ø 4.9 mm		049.167
		for Straumann® PURE Ceramic Implant Ø 4.1 mm, length 10.5 mm, Ø 4.2 mm		032.054
<b>Explantation of S/SP/TE Implants with Abutment</b>				
RN Guiding Sleeve		for Implants Ø 3.3 mm, cement-retained and screw-retained, without matching screw 048.350, length 4.5 mm, Ø 3.6 mm	Stainless steel	049.850
		for Implants Ø 4.1 mm and Ø 3.5 mm, cement-retained and screw-retained, without matching screw 048.350, length 5.6 mm, Ø 4.2 mm		049.071
		for Implants Ø 4.8 mm, cement-retained and screw-retained, without matching screw 049.181, length 6.4 mm, Ø 4.9 mm		049.851
SCS Occlusal Screw		for occlusal screw-retained RN/WN Caps and Copings, length 4.4 mm	Ti	048.350
		for RN/WN Titanium Alloy Temporary Abutment, length 7.6 mm	TAN	049.181

## Explantation Devices













Product	Image	Description	Material	Art.-No.
48h Explantation Device		for Bone Level Tapered Implants, length 29.7 mm, Ø 2.9 mm	Stainless steel	026.0072
		for Bone Level NC Implants, length 31.4 mm, Ø 8 mm		026.2048
		for Bone Level RC Implants, length 31.2 mm, Ø 8 mm		026.4048
		for Soft Tissue Level NNC Implants, length 31.4 mm, Ø 8 mm		049.361
		for Soft Tissue Level RN/WN synOcta® Implants, short, length 20.6 mm, Ø 8 mm		80103
		for Soft Tissue Level RN/WN synOcta® Implants, long, length 26.6 mm, Ø 8 mm		80087
		for RD Straumann® PURE Ceramic Implant (Monotype), length 19.7 mm	Ceramic	031.080
		for ND Straumann® PURE Ceramic Implant (Monotype), length 19.8 mm		031.081
		for RD Straumann® PURE Ceramic Implant, length 26.2 mm		032.053

## Osteotome for Bone Condensation

















Product	Image	Description	Material	Art.-No.
Osteotome Instrument Kit for Bone Condensation		cassette and all items below except SCS Occlusal Screw	Stainless steel/Plastic	040.500
Cassette for Bone Condensation Osteotomes		without content		040.550
Osteotome		straight, for bone condensation, Ø 2.2 mm	Stainless steel	046.500
		straight, for bone condensation, Ø 2.8 mm		046.501
		straight, for bone condensation, Ø 3.5 mm		046.502
		straight, for bone condensation, Ø 4.2 mm		046.503
		angled, for bone condensation, Ø 2.2 mm		046.510
		angled, for bone condensation, Ø 2.8 mm		046.511
		angled, for bone condensation, Ø 3.5 mm		046.512
		angled, for bone condensation, Ø 4.2 mm		046.513
Depth Stop		for Osteotomes, Ø 2.2 mm	Ti/Stainless steel	046.550
		for Osteotomes, Ø 2.8 mm		046.551
		for Osteotomes, Ø 3.5 mm		046.552
		for Osteotomes, Ø 4.2 mm		046.553
SCS Occlusal Screw		for occlusal screw-retained RN/WN Caps and Copings, length 4.4 mm	Ti	048.350
		for occlusal screw-retained RN/WN Caps and Copings, length 4.4 mm, packaging 4 pieces		048.350V4















## Osteotome for Sinus Floor Elevation

Product	Image	Description	Material	Art.-No.
Osteotome Instrument Kit		for partial sinus floor elevation	Stainless steel/Plastic	040.501
Cassette for Sinus Floor Elevation Osteotomes		without content		040.560
Osteotome		straight, for sinus floor elevation, Ø 2.8 mm	Stainless steel	046.521
		straight, for sinus floor elevation, Ø 3.5 mm		046.522
		straight, for sinus floor elevation, Ø 4.2 mm		046.523
		angled, for sinus floor elevation, Ø 2.8 mm		046.531
		angled, for sinus floor elevation, Ø 3.5 mm		046.532
		angled, for sinus floor elevation, Ø 4.2 mm		046.533
Depth Stop		for Osteotomes, Ø 2.8 mm	Ti/Stainless steel	046.551
		for Osteotomes, Ø 3.5 mm		046.552
		for Osteotomes, Ø 4.2 mm		046.553
SCS Occlusal Screw		for occlusal screw-retained RN/WN Caps and Copings, length 4.4 mm	Ti	048.350
		for occlusal screw-retained RN/WN Caps and Copings, length 4.4 mm, packaging 4 pieces		048.350V4




## Prosthetic Tools

Product	Image	Description	Material	Art.-No.
<b>Tool</b>				
Ratchet		including Service Instruments, length 84 mm	Stainless steel	046.119
Torque Control Device		for Ratchet, length 82 mm, Torque markings: 0 / 15 / 35 Ncm		046.049
<b>SCS Screwdriver</b>				
SCS Screwdriver		for Ratchet, extra short, length 15 mm	Stainless steel	046.400
		for Ratchet, short, length 21 mm		046.401
		for Ratchet, long, length 27 mm		046.402
		for handpiece, extra-short, length 20 mm		046.410
		for handpiece, short, length 26 mm		046.411
		for handpiece, long, length 32 mm		046.412
Screwdriver Handle		for 046.410/411/412, length 109 mm	Stainless steel/PEEK	046.085
<b>Driver for Solid Abutments</b>				
NNC Solid Abutment Driver		short, length 13 mm	Stainless steel	048.155
		long, length 19 mm		048.156
Inserting Device		for RN Solid Abutment, 6°, short, length 13 mm		046.067
		for RN Solid Abutment, 6°, long, length 19 mm		046.068
<b>Tool for LOCATOR®</b>				
LOCATOR® Screwdriver		three-part, length 100 mm	Stainless steel	046.415
LOCATOR® Screwdriver		for Ratchet, short, length 15 mm		046.416
		for Ratchet, long, length 21 mm		046.417







## Prosthetic Tools

Product	Image	Description	Material	Art.-No.
<b>Reamer</b>				
NNC Reamer		for 45° shoulder, length 17 mm, Ø 8 mm	Stainless steel/Ti-N	046.237
RN/WN Reamer		for 45° shoulder, Ø 8 mm		046.243
Guide Pin		for Reamer 046.243, for RN, synOcta® 048.605, length 50 mm	Stainless steel	046.246
		for Reamer 046.243, for RN/WN synOcta® 1.5 Abutments, length 50 mm		046.241
		for Reamer 046.243, for WN synOcta® 048.606, length 50 mm		046.247
		for Reamer 046.243, for RN, Solid Abutments, length 50 mm		046.242
		for Reamer 046.243, for WN Solid Abutments, length 50 mm		046.244
NNC Guide Pin		for Reamer 046.237, for Solid Abutments, length 53 mm		046.249
Handle		for Reamers and Tap for TS, length 65 mm	Steel/Brass	046.240
<b>Taps</b>				
Taps		for TS Screw Retention M2 x 0.25 mm	Stainless steel	044.570
<b>Tools for Straumann® Classic</b>				
Driver for Octa Abutments			Stainless steel	046.045C
Cross-tip Screwdriver				046.114C













## Cassettes

Product	Image	Description	Material	Art.-No.
Prosthetic Cassette		for instruments and auxiliary components, complete (without dividers), length 224 mm, width 115 mm, height 20 mm	Anodized Al	040.185
		for instruments and auxiliary components, length 224 mm, width 115 mm, height 20 mm		041.022
Tray		for 041.022, length 218 mm, width 109 mm, height 16 mm		041.211
Divider Panel		large, for 041.440, length 47.5 mm, width 9.5 mm, height 1 mm		041.612
		small, for 041.440, length 27.5 mm, width 9.5 mm, height 1 mm		041.615
Dish		for 041.211, length 56 mm, width 31 mm, height 11 mm		041.440
Calibration Cup		yellow, Ø 80 mm		041.412
Plexiglass Cassette/ Membranette		length 150 mm, width 100 mm	Plastic	140.055















## Prosthetic Planning Aids

Product	Image	Description	Material	Art.-No.
<b>X-ray Reference Sphere</b>				
X-ray Reference Sphere		Ø 5 mm, packaging 4 pieces, for single use	Stainless steel	049.076V4
<b>Components for Fabricating an Individual Drill Template</b>				
Drill Sleeve with Collar		length 10 mm, inner-Ø 2.4 mm, outer-Ø 3.5 mm, packaging 4 pieces	Ti	049.810V4
Stepped Pin		for 049.810V4, length 16 mm, Ø 2.2/3.5 mm, packaging 4 pieces		049.818V4
Pin		for 049.810V4, length 16 mm, Ø 2.2 mm, packaging 4 pieces		049.816V4
		for 049.810V4, length 10 mm, Ø 2.2 mm, packaging 4 pieces		049.817V4
		for 049.810V4, length 16 mm, Ø 3.5 mm, packaging 4 pieces	049.819V4	

## Screws for Prosthetics

Product	Image	Description	Material	Art.-No.
<b>NNC</b>				
NNC Basal Screw		for NNC Titanium Alloy Temporary Abutments, Gold Abutments and Variobase®, length 7.1 mm	TAN	048.313
		for NNC Cementable Abutments and Temporary Abutment VITA CAD-Temp®, length 7.1 mm		048.314
NNC Basal Screw AS		for NNC Variobase® for Crown AS, length 7.5 mm		048.899
<b>RN and WN</b>				
SCS Occlusal Screw		for occlusal screw-retained RN/WN Caps and Copings, length 4.4 mm	Ti	048.350
		for occlusal screw-retained RN/WN Caps and Copings, length 4.4 mm, packaging 4 pieces		048.350V4
RN Occlusal Screw		for customized RN Zirconia Abutments, CARES®, CAD/CAM, length 5 mm	TAN	048.354
		packaging 4 pieces		048.354V4
synOcta® Basal Screw		for RN/WN Variobase®, for RN/WN Novaloc® Angled Abutments, Gold Abutments and Temporary Abutments VITA CAD-Temp® and customized Titanium Abutment and Screw-retained Bridges and Bars, CARES®, CAD/CAM, length 6.7 mm		048.356
SCS Occlusal Screw		for RN/WN Titanium Alloy Temporary Abutment, length 7.6 mm		049.181
SCS Guide Screw		for occlusal screw-retained RN/WN Copings, cannot be shortened, length 6 mm, packaging 4 pieces	Ti	048.360V4
		for occlusal screw-retained RN/WN Copings, can be shortened by 1.6 mm, length 6 mm, packaging 4 pieces		048.361V4
		for occlusal screw-retained RN/WN Copings, cannot be shortened, length 8 mm, packaging 4 pieces		048.362V4
		for occlusal screw-retained RN/WN Copings, can be shortened by 2 mm, length 8 mm, packaging 4 pieces		048.363V4
		for occlusal screw-retained RN/WN Copings, can be shortened by 2 mm, length 10 mm, packaging 4 pieces		048.364V4
		for occlusal screw-retained RN/WN Copings, can be shortened by 2 mm, length 12 mm, packaging 4 pieces		048.365V4
		for occlusal screw-retained RN/WN Copings, can be shortened by 2 mm, length 14 mm, packaging 4 pieces		048.366V4
RN/WN Basal Screw AS		for RN/WN Variobase® for Crown AS, length 6.7 mm, only compatible with AS Screwdriver (green color-coding)	TAN	048.906

## Screws for Prosthetics






Product	Image	Description	Material	Art.-No.
<b>SC, NC, RC and CI RD</b>				
SC Basal Screw B		length 7 mm	TAN	025.0031
NC Basal Screw		for NC Anatomic Abutments, NC Variobase® for Crown and Variobase® C, NC Gold Abutments and NC Gold and Titanium Abutments for bars, length 7.9 mm		025.2900
NC Basal Screw		for NC IPS e.max® Anatomic Abutments and CARES® Zirconia Abutments, length 8.9 mm		025.2906
		for NC Cementable Abutments and Temporary Abutment VITA CAD-Temp®, length 7.9 mm		025.2908
RC Basal Screw		for RC Anatomic Abutments, RC Variobase® for Crown and Variobase® C, RC Gold Abutments for Crown and RC Gold and Titanium Abutments for bars, length 7.9 mm		025.4900
		for RC IPS e.max® Anatomic Abutments and CARES® Zirconia Abutments, length 8.2 mm		025.4906
		for RC Gold Abutments, for bridges, length 8.3 mm		025.4902
		for RC Cementable Abutments and Temporary Abutment VITA CAD-Temp®, for Cementable Abutments only, length 7.9 mm	025.4908	
NC/RC SRBB Bone Level Screw		for CAD/CAM CARES® Screw-retained Bridges/Bars, for Variobase® for Bridge/Bar Cylindrical, length 7.9 mm	025.2926	
Occlusal Screw		for Titanium, Gold, Burn-Out and Variobase® Copings for Screw-retained Abutments, length 3.7 mm	023.4763	
Screw		for NC/RC Screw-retained Abutments 17° and 30°, length 7.2 mm, for RC/NC/NNC Novaloc® Angled Abutments	025.0002	
NC/RC Basal Screw AS		for NC/RC Variobase® for Crown AS, length 7.9 mm, only compatible with AS Screwdriver (green color-coding)	025.0055	
CI RD Basal Screw		for CI RD Straumann® PUREbase Abutments, CI RD Temporary Abutments VITA CAD-Temp and CI RD Healing Components, length 6.1 mm	Ti	032.028
		for CI RD Straumann® PUREbase AS Abutments, for angled solution, only compatible with AS Screwdriver (green color-coding)	TAN	032.128

Models at Scale 5:1

Product	Image	Description	Art.-No.
Straumann® Standard Plus NNC Implant		includes: NNC Standard Plus Implant, NNC Healing Cap with labial bevel, NNC Impression Post for open tray, NNC Implant Analog, NNC Cementable Angled Abutment, NNC Solid Abutment, NNC Impression Cap for Solid Abutment, NNC Positioning Cylinder, SCS Screwdriver, Plastic Box	140.122
synOcta® System		includes: Standard Plus Implant, RN Impression Cap, RN synOcta® Positioning Cylinder, RN synOcta® Analog, RN synOcta® Abutment, SCS Screwdriver, RN synOcta® Gold Coping with plastic crown, SCS Occlusal Screw, Plastic Box	140.024
Straumann® synOcta® RN Impression Post Closed Tray Implant Level		RN Impression Post Closed Tray Implant Level, plastic box	440.191
Straumann® Bone Level Implant		includes: RC Implant, RC Healing Abutment, bottle shape, RC Impression Post for open tray, RC Analog, RC Anatomic Abutment, angled 15°, Occlusal Screw, SCS Screwdriver, Plastic Box	120.0033
Straumann® Pro Arch		includes: Bone Level Tapered Implant, Screw-retained Abutment 0° Ø 4.6 mm gingiva height 2.5 mm, Screw-retained Abutment 17° Ø 4.6 mm gingiva height 2.5 mm, NC/RC Coping Ø 4.6 mm, SCS Occlusal Screw, Impression Post for closed tray, RC Protective Cap, SCS Screw Driver, Plastic Box	440.140
Straumann® PURE Ceramic Implant Monotype		RD, Ø 4.1 mm, ZLA® 10 mm, abutment height 4 mm, cardboard box	440.143
Straumann® Bone Level Tapered Implant		RC, Ø 4.1 mm, SLA® 10 mm, cardboard box	440.163
Straumann® Bone Level Tapered Implant & Variobase®		Box for demonstration of Bone Level Tapered Implant and Variobase® Abutments includes: 1 x BLT Implant 1 x RC Variobase® for Crown, abutment height 5.5 mm, incl. screw 1 x RC Variobase® for Bridge/Bar, incl. screw 1 x RC Burn-out Coping for Variobase® for Crown 1 x NC/RC Burn-out Coping for Screw-retained Abutment Ø 4.6 mm 1 x RC Burn-out Coping for Variobase® for Bridge/Bar 1 x RC Variobase® Coping for Screw-retained Abutment Ø 4.6 mm 1 x RC Screw-retained Abutment, angled 17°, Ø 4.6 mm, gingiva height 2.5 mm, Type A, incl. screw 1 x SCS Screwdriver 1 x Occlusal Screw	440.171




## Models at Scale 5:1

Product	Image	Description	Art.-No.
Straumann® Variobase® for Crown Angled Solution		includes: RC Variobase® Angled Solution with screw, RC Variobase® Angled Solution Burn-out Coping Interface, NC/RC Variobase® Angled Solution Burn-out Coping 25°, RN Variobase® Angled Solution with screw, RN Variobase® Angled Solution Burn-out Coping Interface, RN/WN Variobase® Angled Solution Burn-out Coping 25°, Screwdriver	440.189
RN Novaloc® Abutment & Matrix Set		Cardboard box with the Novaloc® Abutment for demonstration on Tissue Level Regular Neck Implant includes: RN Novaloc® Abutment gingiva height 3 mm, Matrix Set	440.175
Standard Plus Implant, Ø 4.1 mm RN, 4 mm		Cardboard box with the Standard Plus Implant 4 mm for demonstration includes: Standard Plus Implant, RN Ø 4.1 mm, length 4 mm	440.176
RC Loxim® Transfer Piece		Cardboard box with the Loxim® Transfer Piece for demonstration on Bone Level / Bone Level Tapered Regular CrossFit® Implants includes: Loxim® Transfer Piece	440.169
Bone Level Tapered Implant, Ø 2.9 mm SC		includes: SC Implant, SC Healing Abutment gingiva height 2 mm, SC Impression post, open tray, SC Implant Analog, SC Temporary Abutment gingiva height 1 mm, SC Variobase® gingiva height 2 mm, SC Burn-out Coping, SCS Screwdriver, Plastic Box	440.185
Straumann® PURE Ceramic Implant Training Kit		includes: Ceramic Implant, CI RD PUREbase, CI Basal Screw, CI Bonding Aid, CI acrylic tooth, SCS screwdriver, tweezers, CI training model incl. analog, plastic dispenser for 1:1 parts	440.181

## Models at Scale 5:1

Product	Image	Description	Art.-No.
Straumann® PURE Ceramic Implant Monotype		includes: RD Protective Cap, PURE CI Monotype, RD Analog, RD Impression Cap, RD Position Indicator, CIM Tooth, RD Temporary Coping, Tweezers plastic dispenser for 1:1 parts	440.195
Straumann® BLX System		includes: BLX Implant $\varnothing$ 4.5 mm length 12 mm, BLX Implant $\varnothing$ 5.0 mm length 6 mm with cross-section, RB/WB Basal screw, SCS Screwdriver, RB Impression Post open tray, RB Positioning screw, WB Variobase Abutment AH 5.5 mm GH 1.5 mm, WB Healing Abutment $\varnothing$ 6 mm GH 1.5 mm AH 2 mm, RB/WB Healing Abutment $\varnothing$ 4 mm GH 2.5 mm AH 4 mm, Temporary Abutment crown $\varnothing$ 3.8 mm GH 2.5 mm, Temporary Abutment crown $\varnothing$ 5.5 mm GH 1.5 mm, RB Variobase AH 5.5 mm GH 2.5 mm, RB/WB Variobase for Bridge $\varnothing$ 4.5 mm GH 1.5 mm AH 3.5 mm, RB Screw-retained Abutment 17° $\varnothing$ 4.6 mm GH 3.5 mm, RB/WB Temporary Abutment Bridge $\varnothing$ 4.5 mm GH 1.5 mm, RB/WB Healing Abutment Bar/Bridge GH 1.5 mm	440.212
Straumann® BLX Implant		BLX Implant $\varnothing$ 4.5 mm, length 12 mm, plastic box	440.228
Straumann® Mini Implant		Mini Implant, plastic box	440.217
TLX® Implant System		Including: TLX SP $\varnothing$ 4.5 mm RT Implant 12 mm length, RT Healing Cap $\varnothing$ 5.5 mm H 2 mm, TLX-NT/RT/WT Closure screw H 0 mm, RT Impression Post Open Tray short incl. guide screw H 15 mm, RT Variobase® for crown incl. screw $\varnothing$ 5 mm AH 6 mm, RT Temporary Abutment for crown H 10.3 mm, RT Variobase® for Bridge/Bar Cylindrical AH 4.0 mm, RT Temporary Abutment for bridge H 10.3 mm, RT Implant Analog length 12 mm, 2 NT/RT/WT Basal Screws, SCS Screwdriver for Ratchet	440.235
TLX® Implant		5:1 TLX SP Implant RT $\varnothing$ 4.5 mm, length 12 mm	440.236

## Models at Scale 3:1

Product	Image	Description	Art.-No.
3:1 Premium illustration model		Illustration of Straumann® Standard Implant vs. a 3-unit bridge. The kit consists of: a jaw section showing a missing premolar, removable Straumann® Standard Implant, removable solid abutment, removable 3-unit bridge, screwdriver to insert/remove the implant, 1:1 model of the Straumann® Standard Implant and a premolar	440.180

## Models at Scale 1:1

Product	Image	Description	Art.-No.
Lower Jaw		edentulous, with 2 implants, (S Ø 4.1 mm, RN)	140.032
		edentulous, with 4 implants, (S Ø 4.1 mm, RN)	140.049
Clear model upper jaw, fully edentulous		Edentulous upper jaw model for patient information to demonstrate BLT Implants avoiding the sinus floor cavity includes: 2 x BLT RC Implants Ø 4.1 mm, length 10 mm in position 12 + 22 2 x BLT RC Implants Ø 4.1 mm, length 16 mm in position 14 + 24 in 17° angulation	440.168
Clear model lower jaw, partially edentulous		Lower jaw model for patient information to demonstrate different implants in different indications includes: 2 x RN Standard Plus Implants Ø 4.1 mm, length 4 mm in position 44+45 1 x BL NC Implant Ø 3.3 mm, length 10 mm in position 41 1 x NNC Standard Plus Implant Ø 3.3 mm, length 10 mm in position 32 1 x PURE Full ceramic Implant Ø 4.1 mm, length 10 mm in position 34	440.167
Clear model upper jaw, partially edentulous		Upper jaw model for patient information to demonstrate different implants in different indications includes: 1 x BL RC Implant Ø 4.1 mm, length 8 mm in position 15 1 x RN Standard Plus Implant Ø 4.1 mm, length 10 mm in position 13 1 x BLT RC Implant Ø 4.1 mm, length 10 mm in position 21 1 x RN Standard Plus Implant Ø 4.1 mm, length 10 mm in position 24 1 x WN Standard Plus Implant Ø 4.8 mm, length 8 mm in position 26	440.166





**Information and Index:**


For a quick and easy overview, you can find all Straumann products listed by item number with the corresponding page numbers. Furthermore, you can find important advice and additional information on Straumann and Straumann products.

## Information and Index

Contacts	238
The Straumann® eShop and eServices	239
The Straumann® Guarantee	240
Important Information	241
Index	242

## Contacts

Straumann has a variety of offices worldwide. Please check if a subsidiary or distributor is available in your country and contact your local office directly for inquiries, questions or further information.



Search for your local organization's address on the  
Straumann location finder:

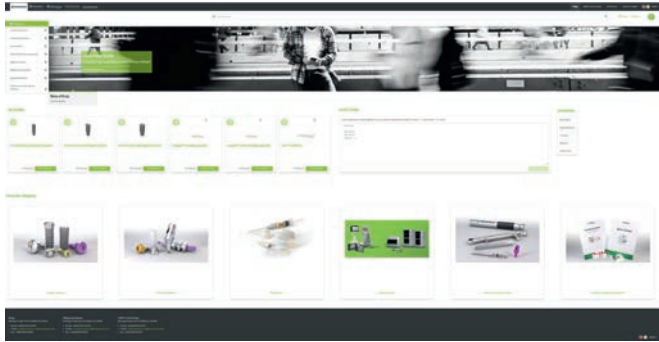
[www.straumann.com/location-finder](http://www.straumann.com/location-finder)

or scan the QR code with your smart phone or tablet.

## The Straumann® eShop and eServices.

### Click. Find. Smile.

We put our customers first, which is why we blend service and design in the Straumann® eShop: the logical product navigation and search function; the intuitive operation; and the “Self Service” page with your order history and templates. You can



find your products quickly and conveniently in the Straumann® eShop. Place your orders 24/7 and take advantage of exclusive online offers.



# eShop

### Advantages:

- Save shipping costs\*
- Flexible payment options
- Simplified ordering and navigation
- Optimized search function
- 24/7 ordering
- Exclusive online offers
- “Self Service” page
- eServices
- Shopping within all Straumann® Group brands with a single basket

“Self Service” allows you to manage your orders clearly and conveniently.

### You can:

- View your order history
- Create order templates
- Print eShop invoices

eServices is an additional service that Straumann provides to its customers. It allows every customer registered on the eShop to simply and easily submit their product returns and complaints online.



### eReturn:

- create a return request online
- check out the return option
- return receipt as proof
- faster exchange of products
- view return orders



### eComplaints:

- create your complaints simply online
- overview of your complaints
- save time thanks to product identification

Please note that Straumann® eShop and eServices may not be available in all countries.

\* Conditions may vary from country to country.



Discover eShop for yourself and take advantage of exclusive offers:

[www.straumann.com/eshop](http://www.straumann.com/eshop)

or scan the QR code with your smart phone or tablet.



## The Straumann® Guarantee

The Straumann Guarantee applies if Straumann products are used in combination with other original Straumann products. Provided that the conditions of the Straumann Guarantee are fulfilled, the following guarantee periods are covered:

	Implant	Abutment attached to an implant	Tooth- and implant-supported restoration*
	–	Replacement with equivalent ceramic abutment including ceramic screw-retained bars and bridges*	Replacement with equivalent ceramic restoration**
	–	Novaloc® Abutments, replaced with equivalent Novaloc® Abutment***  Replacement with equivalent metal screw-retained bars and bridges*	Replacement with equivalent metal restoration and resin nano ceramic restoration**
	Replacement with equivalent implant and equivalent abutment, if finalized.	Replacement with equivalent metal abutment	–
	Replacement with equivalent implant and equivalent abutment, if necessary. Additionally, for Straumann® PURE Ceramic Implant System & Roxolid® Implants**** it covers a treatment compensation if implant fractured (reported after 1 January 2016).	–	–

\* Excluding consumable products and retentive products such as ball anchors.

\*\* Including Straumann® CARES® copings, full contour crowns and bridges. EXCLUDING all other products offered by Straumann®, particularly Straumann® CARES®, inlays, onlays, veneers, partial crowns and Straumann® CARES® Guided Surgery products.

\*\*\* Excluding any matrices and inserts as they are subject to natural wear and tear.

\*\*\*\* Not applicable for Straumann® Mini Implants. Straumann® Mini Implants underly the Straumann® Lifetime Guarantee.

### Note

For applicable terms and conditions of the Straumann Guarantee (including the Guarantee territory), please refer to the Straumann Guarantee brochure (152.360/en).

## Important Information

### Use of Straumann Products

Dental professionals must have appropriate knowledge and instruction in the handling of the Straumann dental implants, Straumann CAD/CAM products, Straumann biomaterials or other Straumann products ("Straumann Products") in order to use Straumann Products safely and in accordance with the Instructions for Use.

Straumann Products must be used in accordance with the instructions for use provided by the manufacturer. It is the dental professional's responsibility to use the device in accordance with these Instructions for Use and to determine if the device is suitable for the individual patient's situation. The electronic Instructions for Use for our products are available on the website <http://ifu.straumann.com>

### Availability

Some of the Straumann Products and Services listed in this document may not be available in all countries.

### General Terms and Conditions

All offers, sales, deliveries and other services provided directly by a company within the Straumann Group are provided solely on the basis of the general terms and conditions applicable in the specific country. These locally applicable general terms and conditions can be viewed on the following website: <http://agb.straumann.com>



## Index by item number

Art.No.	Article	Page
022.0018	NNC Straumann® Variobase® C, TAN	60
022.0019	RN Straumann® Variobase® C, TAN, TAN	75
022.0020	WN Straumann® Variobase® C, TAN, TAN	93
022.0021	NNC Variobase®, for crown, with screw, Ø 3.9mm, H 5.75mm, TAN	60
022.0022	RN Variobase®, for crown, with screw, Ø 5.05mm, H 6mm, TAN	75
022.0023	WN Variobase®, for crown, with screw, Ø 7mm, H 6.5mm, TAN	93
022.0026	RC Variobase®, for crown, with screw, Ø 4.5mm, H 5.5mm, TAN	149
022.0027	NC Variobase®, for crown, with screw, Ø 3.8mm, H 5.5mm, TAN	122
022.0038	SC Variobase® Abutment, with screw, oval, GH 1mm, TAN	110
022.0039	SC Variobase® Abutment, with screw, oval, GH 2mm, TAN	110
022.0040	SC Variobase® Abutment, with screw, oval, GH 3mm, TAN	110
022.0043	NC Straumann® Variobase® C, GH 1 mm, TAN	122
022.0044	RC Straumann® Variobase® C, GH 1 mm, TAN	149
022.0045	Basal Screw RN/WN Variobase®, TAN	74, 75, 91, 93
022.0046	NC Novaloc® Abutment, straight 0°, H 1mm, TAV	131
022.0047	NC Novaloc® Abutment, straight 0°, H 2mm, TAV	131
022.0048	NC Novaloc® Abutment, straight 0°, H 3mm, TAV	131
022.0049	NC Novaloc® Abutment, straight 0°, H 4mm, TAV	131
022.0050	NC Novaloc® Abutment, straight 0°, H 5mm, TAV	131
022.0051	NC Novaloc® Abutment, straight 0°, H 6mm, TAV	131
022.0052	RC Novaloc® Abutment, straight 0°, H 1mm, TAV	156
022.0053	RC Novaloc® Abutment, straight 0°, H 2mm, TAV	156
022.0054	RC Novaloc® Abutment, straight 0°, H 3mm, TAV	156
022.0055	RC Novaloc® Abutment, straight 0°, H 4mm, TAV	156
022.0056	RC Novaloc® Abutment, straight 0°, H 5mm, TAV	156
022.0057	RC Novaloc® Abutment, straight 0°, H 6mm, TAV	156
022.0062	NC Novaloc® Abutment, angled 15°, H 2mm, Type A, TAV	131
022.0063	NC Novaloc® Abutment, angled 15°, H 3mm, Type A, TAV	131
022.0064	NC Novaloc® Abutment, angled 15°, H 4mm, Type A, TAV	131
022.0065	NC Novaloc® Abutment, angled 15°, H 5mm, Type A, TAV	131
022.0066	NC Novaloc® Abutment, angled 15°, H 6mm, Type A, TAV	131
022.0067	RC Novaloc® Abutment, angled 15°, H 2mm, Type A, TAV	156
022.0068	RC Novaloc® Abutment, angled 15°, H 3mm, Type A, TAV	156
022.0069	RC Novaloc® Abutment, angled 15°, H 4mm, Type A, TAV	156
022.0070	RC Novaloc® Abutment, angled 15°, H 5mm, Type A, TAV	156
022.0071	RC Novaloc® Abutment, angled 15°, H 6mm, Type A, TAV	156
022.0072	NC Novaloc® Abutment, angled 15°, H 2mm, Type B, TAV	131
022.0073	NC Novaloc® Abutment, angled 15°, H 3mm, Type B, TAV	131
022.0074	NC Novaloc® Abutment, angled 15°, H 4mm, Type B, TAV	131
022.0075	NC Novaloc® Abutment, angled 15°, H 5mm, Type B, TAV	131
022.0076	NC Novaloc® Abutment, angled 15°, H 6mm, Type B, TAV	131
022.0077	RC Novaloc® Abutment, angled 15°, H 2mm, Type B, TAV	156
022.0078	RC Novaloc® Abutment, angled 15°, H 3mm, Type B, TAV	156
022.0079	RC Novaloc® Abutment, angled 15°, H 4mm, Type B, TAV	156
022.0080	RC Novaloc® Abutment, angled 15°, H 5mm, Type B, TAV	156
022.0081	RC Novaloc® Abutment, angled 15°, H 6mm, Type B, TAV	156
022.0084	NC Variobase® for Crown AS, incl. screw, Ø 4.1mm, AH 3.5mm, GH 1mm, TAN	122
022.0087	RC Variobase® for Crown AS, incl. screw, Ø 4.7mm, AH 3.5mm, GH 1mm, TAN	149
022.0093	NC Variobase® for Crown AS, incl. screw, Ø 4.1mm, AH 5.5mm, GH 1mm, TAN	122
022.0096	RC Variobase® for Crown AS, incl. screw, Ø 4.7mm, AH 5.5mm, GH 1mm, TAN	149
022.0102	NC Variobase® for Crown, incl. screw, Ø 3.8mm, AH 3.5mm, GH 2mm, TAN	122
022.0103	RC Variobase® for Crown, incl. screw, Ø 4.5mm, AH 3.5mm, GH 2mm, TAN	149
022.0104	NC Variobase® for Crown, incl. screw, Ø 3.8mm, AH 3.5mm, GH 3mm, TAN	122
022.0105	RC Variobase® for Crown, incl. screw, Ø 4.5mm, AH 3.5mm, GH 3mm, TAN	149
022.0106	NC Variobase® for Crown, incl. screw, Ø 3.8mm, AH 5.5mm, GH 2mm, TAN	122
022.0107	RC Variobase® for Crown, incl. screw, Ø 4.5mm, AH 5.5mm, GH 2mm, TAN	149
022.0108	NC Variobase® for Crown, incl. screw, Ø 3.8mm, AH 5.5mm, GH 3mm, TAN	122
022.0109	RC Variobase® for Crown, incl. screw, Ø 4.5mm, AH 5.5mm, GH 3mm, TAN	149
022.0110	NC Variobase® for Bridge/Bar Cylindrical, incl. screw, Ø 4.5mm, AH 3.5mm, TAN	122
022.0111	RC Variobase® for Bridge/Bar Cylindrical, incl. screw, Ø 4.5mm, AH 3.5mm, TAN	149
022.01155	NC Immediate Temporary Abutment, crown, GH 1mm, TAN	113
022.01165	NC Immediate Temporary Abutment, crown, GH 2mm, TAN	113
022.01175	NC Immediate Temporary Abutment, crown, GH 3mm, TAN	113
022.01185	RC Immediate Temporary Abutment, crown, GH 1mm, TAN	139
022.01195	RC Immediate Temporary Abutment, crown, GH 2mm, TAN	139
022.01205	RC Immediate Temporary Abutment, crown, GH 3mm, TAN	139

## Index by item number

Art.No.	Article	Page
022.01245	NC Screw-ret. Abut., TAN, straight 0°, Ø 3.5mm, GH 1.5mm, sterile	126
022.01255	NC Screw-ret. Abut., TAN, straight 0°, Ø 3.5mm, GH 2.5mm, sterile	126
022.01265	NC Screw-ret. Abut., TAN, straight 0°, Ø 3.5mm, GH 3.5mm, sterile	126
022.01285	NC Screw-ret. Abut., TAN, straight 0°, Ø 4.6mm, GH 1.5mm, sterile	126
022.01295	NC Screw-ret. Abut., TAN, straight 0°, Ø 4.6mm, GH 2.5mm, sterile	126
022.01305	NC Screw-ret. Abut., TAN, straight 0°, Ø 4.6mm, GH 3.5mm, sterile	126
022.01325	RC Screw-ret. Abut., TAN, straight 0°, Ø 4.6mm, GH 1.5mm, sterile	152
022.01335	RC Screw-ret. Abut., TAN, straight 0°, Ø 4.6mm, GH 2.5mm, sterile	152
022.01345	RC Screw-ret. Abut., TAN, straight 0°, Ø 4.6mm, GH 3.5mm, sterile	152
022.01365	NC Screw-ret. Abut., TAN, angled 17°, Ø 4.6mm, GH 2.5mm, Type A, sterile	126
022.01375	NC Screw-ret. Abut., TAN, angled 17°, Ø 4.6mm, GH 2.5mm, Type B, sterile	126
022.01385	NC Screw-ret. Abut., TAN, angled 17°, Ø 4.6mm, GH 3.5mm, Type A, sterile	126
022.01395	NC Screw-ret. Abut., TAN, angled 17°, Ø 4.6mm, GH 3.5mm, Type B, sterile	126
022.01405	NC Screw-ret. Abut., TAN, angled 17°, Ø 4.6mm, GH 4.5mm, Type A, sterile	126
022.01415	NC Screw-ret. Abut., TAN, angled 17°, Ø 4.6mm, GH 4.5mm, Type B, sterile	126
022.01425	NC Screw-ret. Abut., TAN, angled 17°, Ø 4.6mm, GH 5.5mm, Type A, sterile	126
022.01435	NC Screw-ret. Abut., TAN, angled 17°, Ø 4.6mm, GH 5.5mm, Type B, sterile	126
022.01445	NC Screw-ret. Abut., TAN, angled 30°, Ø 4.6mm, GH 3.5mm, Type A, sterile	126
022.01455	NC Screw-ret. Abut., TAN, angled 30°, Ø 4.6mm, GH 3.5mm, Type B, sterile	126
022.01465	NC Screw-ret. Abut., TAN, angled 30°, Ø 4.6mm, GH 4.5mm, Type A, sterile	126
022.01475	NC Screw-ret. Abut., TAN, angled 30°, Ø 4.6mm, GH 4.5mm, Type B, sterile	126
022.01485	NC Screw-ret. Abut., TAN, angled 30°, Ø 4.6mm, GH 5.5mm, Type A, sterile	126
022.01495	NC Screw-ret. Abut., TAN, angled 30°, Ø 4.6mm, GH 5.5mm, Type B, sterile	126
022.01505	RC Screw-ret. Abut., TAN, angled 17°, Ø 4.6mm, GH 2.5mm, Type A, sterile	152
022.01515	RC Screw-ret. Abut., TAN, angled 17°, Ø 4.6mm, GH 2.5mm, Type B, sterile	152
022.01525	RC Screw-ret. Abut., TAN, angled 17°, Ø 4.6mm, GH 3.5mm, Type A, sterile	152
022.01535	RC Screw-ret. Abut., TAN, angled 17°, Ø 4.6mm, GH 3.5mm, Type B, sterile	152
022.01545	RC Screw-ret. Abut., TAN, angled 17°, Ø 4.6mm, GH 4.5mm, Type A, sterile	152
022.01555	RC Screw-ret. Abut., TAN, angled 17°, Ø 4.6mm, GH 4.5mm, Type B, sterile	152
022.01565	RC Screw-ret. Abut., TAN, angled 17°, Ø 4.6mm, GH 5.5mm, Type A, sterile	152
022.01575	RC Screw-ret. Abut., TAN, angled 17°, Ø 4.6mm, GH 5.5mm, Type B, sterile	152
022.01585	RC Screw-ret. Abut., TAN, angled 30°, Ø 4.6mm, GH 3.5mm, Type A, sterile	152
022.01595	RC Screw-ret. Abut., TAN, angled 30°, Ø 4.6mm, GH 3.5mm, Type B, sterile	152
022.01605	RC Screw-ret. Abut., TAN, angled 30°, Ø 4.6mm, GH 4.5mm, Type A, sterile	152
022.01615	RC Screw-ret. Abut., TAN, angled 30°, Ø 4.6mm, GH 4.5mm, Type B, sterile	152
022.01625	RC Screw-ret. Abut., TAN, angled 30°, Ø 4.6mm, GH 5.5mm, Type A, sterile	152
022.01635	RC Screw-ret. Abut., TAN, angled 30°, Ø 4.6mm, GH 5.5mm, Type B, sterile	152
022.2102	NC Anatomic Abutment, straight, GH 2mm, Ti	113
022.2104	NC Anatomic Abutment, straight, GH 3.5mm, Ti	113
022.2152	NC Anatomic Abutment, angled 15°, GH 2mm, Ti	113
022.2154	NC Anatomic Abutment, angled 15°, GH 3.5mm, Ti	113
022.2311	NC Cementable Abutment, D 3.5mm, GH 1mm, AH 4mm, Ti	115
022.2312	NC Cementable Abutment, D 3.5mm, GH 2mm, AH 4mm, Ti	115
022.2313	NC Cementable Abutment, D 3.5mm, GH 3mm, AH 4mm, Ti	115
022.2315	NC Cementable Abutment, D 3.5mm, GH 1mm, AH 5.5mm, Ti	115
022.2316	NC Cementable Abutment, D 3.5mm, GH 2mm, AH 5.5mm, Ti	115
022.2317	NC Cementable Abutment, D 3.5mm, GH 3mm, AH 5.5mm, Ti	115
022.2321	NC Cementable Abutment, D 5mm, GH 1mm, AH 4mm, Ti	115
022.2322	NC Cementable Abutment, D 5mm, GH 2mm, AH 4mm, Ti	115
022.2323	NC Cementable Abutment, D 5mm, GH 3mm, AH 4mm, Ti	115
022.2325	NC Cementable Abutment, D 5mm, GH 1mm, AH 5.5mm, Ti	115
022.2326	NC Cementable Abutment, D 5mm, GH 2mm, AH 5.5mm, Ti	115
022.2327	NC Cementable Abutment, D 5mm, GH 3mm, AH 5.5mm, Ti	116
022.2410	NC Gold Abutment, for crown, H 3.7mm, Ceramicor®/POM	121
022.2502	NC LOCATOR® Abutment, height 2 mm, Ti alloy with TiN coating	134
022.2503	NC LOCATOR® Abutment, height 3 mm, Ti alloy with TiN coating	134
022.2504	NC LOCATOR® Abutment, height 4 mm, Ti alloy with TiN coating	134
022.2505	NC LOCATOR® Abutment, height 5 mm, Ti alloy with TiN coating	134
022.2506	NC LOCATOR® Abutment, height 6 mm, Ti alloy with TiN coating	134
022.2701	NC Abutment for bars, gold, H 10mm, Ceramicor®	129
022.2702	NC Abutment, for bars, Ti	130
022.4102	RC Anatomic Abutment, straight, GH 2mm, Ti	139
022.4104	RC Anatomic Abutment, straight, GH 3.5mm, Ti	139
022.4152	RC Anatomic Abutment, angled 15°, GH 2mm, Ti	139
022.4154	RC Anatomic Abutment, angled 15°, GH 3.5mm, Ti	139
022.4321	RC Cementable Abutment, D 5mm, GH 1mm, AH 4mm, Ti	141

## Index by item number

Art.No.	Article	Page
022.4322	RC Cementable Abutment, D 5mm, GH 2mm, AH 4mm, Ti	141
022.4323	RC Cementable Abutment, D 5mm, GH 3mm, AH 4mm, Ti	141
022.4325	RC Cementable Abutment, D 5mm, GH 1mm, AH 5.5mm, Ti	141
022.4326	RC Cementable Abutment, D 5mm, GH 2mm, AH 5.5mm, Ti	141
022.4327	RC Cementable Abutment, D 5mm, GH 3mm, AH 5.5mm, Ti	141
022.4331	RC Cementable Abutment, D 6.5mm, GH 1mm, AH 4mm, Ti	141
022.4332	RC Cementable Abutment, D 6.5mm, GH 2mm, AH 4mm, Ti	141
022.4333	RC Cementable Abutment, D 6.5mm, GH 3mm, AH 4mm, Ti	141
022.4335	RC Cementable Abutment, D 6.5mm, GH 1mm, AH 5.5mm, Ti	141
022.4336	RC Cementable Abutment, D 6.5mm, GH 2mm, AH 5.5mm, Ti	141
022.4337	RC Cementable Abutment, D 6.5mm, GH 3mm, AH 5.5mm, Ti	142
022.4410	RC Gold Abutment, for crown, H 3.8mm, Ceramic®/POM	148
022.4430	RC Gold Abutment, for bridge, H 5.4mm, Ceramic®/POM	148
022.4501	RC LOCATOR® Abutment, height 1 mm, Ti alloy with TiN coating	159
022.4502	RC LOCATOR® Abutment, height 2 mm, Ti alloy with TiN coating	159
022.4503	RC LOCATOR® Abutment, height 3 mm, Ti alloy with TiN coating	159
022.4504	RC LOCATOR® Abutment, height 4 mm, Ti alloy with TiN coating	159
022.4505	RC LOCATOR® Abutment, height 5 mm, Ti alloy with TiN coating	159
022.4506	RC LOCATOR® Abutment, height 6 mm, Ti alloy with TiN coating	159
022.4701	RC Abutment for bars, gold, H 10mm, Ceramic®	154
022.4702	RC Abutment, for bars, Ti	155
023.0011	SC Burn-out Coping, for Variobase® Abutment, POM	110
023.0011V4	SC Burn-out Coping, for Variobase®, POM	110
023.0014	NNC Burn-out Coping, for Variobase®, for crown, AH 5.75mm, POM	60
023.0014V4	NNC Burn-out Coping, for Variobase®, for crown, AH 5.75mm, POM	60
023.0015	RN Burn-out Coping, for Variobase®, for crown, AH 6mm, POM	75
023.0015V4	RN Burn-out Coping, for Variobase®, for crown, AH 6mm, POM	75
023.0016	WN Burn-out Coping, for Variobase®, for crown, AH 6.5mm, POM	93
023.0016V4	WN Burn-out Coping, for Variobase®, for crown, AH 6.5mm, POM	93
023.0017	RC Burn-out Coping, for Variobase®, for crown, AH 5.5mm, POM	149
023.0017V4	RC Burn-out Coping, for Variobase®, for crown, AH 5.5mm, POM	149
023.0018	NC Burn-out Coping, for Variobase®, for crown, AH 5.5mm, POM	122
023.0018V4	NC Burn-out Coping, for Variobase®, for crown, AH 5.5mm, POM	122
023.0025	NC Burn-out Coping, 25°, Variobase® for Crown AS, POM	123
023.0026	RC Burn-out Coping, 25°, Variobase® for Crown AS, POM	149
023.0027	Variobase® for Bridge/Bar Cylindrical Coping, f. Screw-ret. Abut. Ø 3.5mm, incl. screw, Ø 4.2mm, AH 4mm, TAN	122, 127
023.0028	Variobase® for Bridge/Bar Cylindrical Coping, f. Screw-ret. Abut. Ø 4.6mm, incl. screw and Cement. Aid, Ø 5.1mm, AH 4mm, TAN	122, 127, 149, 153, 48
023.0029	NC Burn-out Coping, for Variobase® for Bridge/Bar Cylindrical, POM	122
023.0029V4	NC Burn-out Coping, for Variobase® for Bridge/Bar Cylindrical, POM	122
023.0030	RC Burn-out Coping, for Variobase® for Bridge/Bar Cylindrical, POM	149
023.0030V4	RC Burn-out Coping, for Variobase® for Bridge/Bar Cylindrical, POM	149
023.0031	NC Burn-out Coping f. Variobase® f. Bridge/Bar Cylindr., Coping Screw-retained Abutment Ø 3.5mm, POM	122, 128
023.0031V4	NC Burn-out Coping f. Variobase® f. Bridge/Bar Cylindr., Coping Screw-retained Abutment Ø 3.5mm, POM	122, 128
023.0032	NC/RC Burn-out Cop. f. Variobase® f. Bridge/Bar Cylindr., Coping Screw-retained Abutment Ø 4.6mm, POM	122, 128, 149, 153, 48
023.0032V4	NC/RC Burn-out Cop. f. Variobase® f. Bridge/Bar Cylindr., Coping Screw-retained Abutment Ø 4.6mm, POM	122, 128, 149, 153, 48
023.0033V2	Plastic Coping, for Immediate Temporary Abutment, PMMA	113, 139
023.2310	NC Coping, for bridge on Cementable Abutment, D 3.5mm, POM	116
023.2316	NC Coping, for crown on Cementable Abutment, D 3.5mm, POM	116
023.2320	NC Coping, for bridge on Cementable Abutment, D 5mm, POM	116
023.2326	NC Coping, for crown on Cementable Abutment, D 5mm, POM	116
023.2747	Coping for screw-retained abutment, Ti, Crown, Ø 3.5mm	127
023.2748	Burn-out coping for screw-retained abutment, POM, Crown, Ø 3.5mm	128
023.2749	Coping for screw-retained abutment, Ti, Bridge, Ø 3.5mm	127
023.2750	Coping for screw-retained abutment, Ti, Bar, Ø 3.5mm	130
023.2751	Coping for screw-retained abutment, Crown, Ø 3.5mm, Ceramic®/POM	128
023.2752	Coping for screw-retained abutment, Bridge, Ø 3.5mm, Ceramic®/POM	128
023.2753	Coping for screw-retained abutment, Bar, Ø 3.5mm, Ceramic®	129
023.2754	Analog for screw-retained abutment, TAN, straight 0°, Ø 3.5mm	124
023.2755	Burn-out coping f. screw-retained abut., POM, Bridge/Bar, Ø 3.5mm	128, 130
023.2756	NC Burn-out coping, for Variobase® Abutment, POM	122
023.2756-04	NC Burn-out coping, for Variobase® Abutment, POM	122
023.4320	RC Coping, for bridge on Cementable Abutment, D 5mm, POM	143
023.4326	RC Coping, for crown on Cementable Abutment, D 5mm, POM	143
023.4330	RC Coping, for bridge on Cementable Abutment, D 6.5mm, POM	143
023.4336	RC Coping, for crown on Cementable Abutment, D 6.5mm, POM	143
023.4747	Coping for screw-retained abutment, Ti, Crown, Ø 4.6mm	127, 153

## Index by item number

Art.No.	Article	Page
023.4748	Burn-out coping for screw-retained abutment, POM, Crown, Ø 4.6mm	128, 153
023.4751	Coping for screw-retained abutment, Ti, Bridge, Ø 4.6mm	127, 153, 48
023.4752	Coping for screw-retained abutment, Ti, Bar, Ø 4.6mm	130, 155, 48
023.4753	Coping for screw-retained abutment, Crown, Ø 4.6mm, Ceramicor®/POM	128, 153
023.4754	Coping for screw-retained abutment, Bridge, Ø 4.6mm, Ceramicor®/POM	128, 153, 48
023.4755	Coping for screw-retained abutment, Bar, Ø 4.6mm, Ceramicor®	129, 154, 48
023.4756	Analog for screw-retained abutment, TAN, straight 0°, Ø 4.6mm	124, 150
023.4757	Analog for screw-retained abutment, TAN, angled 17°/30°, Ø 4.6mm	124, 150
023.4758	Burn-out coping f. screw-retained abut., POM, Bridge/Bar, Ø 4.6mm	128, 130, 153, 155, 48
023.4759	RC Burn-out coping, for Variobase® Abutment, POM	149
023.4759-04	RC Burn-out coping, for Variobase® Abutment, POM	149
023.4763	Occlusal screw, TAN, for coping, screw-retained abutment	120, 123, 128, 129, 130, 130, 147, 149, 153, 154, 155, 155, 230, 48
024.00005	RC Healing abutment, conical shape, Ø 4.5mm, H 2mm, Ti	31, 34
024.0000Z	RC Healing Abutment, conical, Ø 4.5mm, H 2mm, ZrO2/TAN	31, 34
024.0001S	RC Healing abutment, conical shape, Ø 4.5mm, H 4mm, Ti	31, 34
024.0001Z	RC Healing Abutment, conical, Ø 4.5mm, H 4mm, ZrO2/TAN	31, 34
024.0002S	RC Healing abutment, conical shape, Ø 4.5mm, H 6mm, Ti	31, 34
024.0002Z	RC Healing Abutment, conical, Ø 4.5mm, H 6mm, ZrO2/TAN	31, 34
024.0003S	RC Healing abutment, conical shape, Ø 6mm, H 2mm, Ti	31, 34
024.0003Z	RC Healing Abutment, conical, Ø 6mm, H 2mm, ZrO2/TAN	32, 35
024.0004S	RC Healing abutment, conical shape, Ø 6mm, H 4mm, Ti	31, 34
024.0004Z	RC Healing Abutment, conical, Ø 6mm, H 4mm, ZrO2/TAN	32, 35
024.0005S	RC Healing abutment, conical shape, Ø 6mm, H 6mm, Ti	31, 34
024.0005Z	RC Healing Abutment, conical, Ø 6mm, H 6mm, ZrO2/TAN	32, 35
024.0006S	SC Closure Cap, Ø 2.4mm, H 0.5mm, Ti	27
024.0007S	SC Healing Abutment, conical, oval, H 2mm, Ti	27
024.0008S	SC Healing Abutment, conical, oval, H 3.5mm, Ti	27
024.0009S	SC Healing Abutment, conical, oval, H 5mm, Ti	27
024.0010S	SC Healing Abutment, conical, oval, H 6.5mm, Ti	27
024.0011	SC Temporary Abutment, crown, oval, GH 1mm, TAN	108
024.0015	SC Temporary Abutment, crown, oval, GH 2mm, TAN	108
024.0016	SC Temporary Abutment, crown, oval, GH 3mm, TAN	108
024.0019-04	Protective Cap for Screw-retained Abutment, Ø 3.5mm, H 4.5mm, wide, PEEK/TAN	125
024.0020-04	Protective Cap for Screw-retained Abutment, Ø 4.6mm, H 4.5mm, wide, PEEK/TAN	125, 151, 47
024.0021	Temporary Coping for Screw-retained Abutment, Crown, Ø 3.5mm, TAN	127
024.0022	Temporary Coping for Screw-retained Abutment, Bridge, Ø 3.5mm, TAN	127
024.0023	Temporary Coping for Screw-retained Abutment, Crown, Ø 4.6mm, TAN	127, 153
024.0024	Temporary Coping for Screw-retained Abutment, Bridge, Ø 4.6mm, TAN	127, 153, 47
024.2100S	NC Closure cap, Ø 2.8mm, H 0mm, Ti	29
024.2100S-04	NC Closure cap, Ø 2.8mm, H 0mm, Ti	29
024.2105S	NC Closure cap, Ø 3.1mm, H 0.5mm, Ti	29
024.2105S-04	NC Closure cap, Ø 3.1mm, H 0.5mm, Ti	29
024.2220S	NC Closure and Fixation Cap, Ø 5.5mm, Ti	183
024.2222S	NC Healing abutment, conical shape, Ø 3.6mm, H 2mm, Ti	29
024.2222Z	NC Healing Abutment, conical, Ø 3.6mm, H 2mm, ZrO2/TAN	29
024.2224S	NC Healing abutment, conical shape, Ø 3.6mm, H 3.5mm, Ti	29
024.2224Z	NC Healing Abutment, conical, Ø 3.6mm, H 3.5mm, ZrO2/TAN	29
024.2226S	NC Healing abutment, conical shape, Ø 3.6mm, H 5mm, Ti	29
024.2226Z	NC Healing Abutment, conical, Ø 3.6mm, H 5mm, ZrO2/TAN	29
024.2234S	NC Healing abutment, bottle shape, Ø 3.3mm, H 3.5mm, Ti	29
024.2236S	NC Healing abutment, bottle shape, Ø 3.3mm, H 5mm, Ti	29
024.2242S	NC Healing abutment, conical shape, Ø 4.8mm, H 2mm, Ti	29
024.2242Z	NC Healing Abutment, conical, Ø 4.8mm, H 2mm, ZrO2/TAN	29
024.2244S	NC Healing abutment, conical shape, Ø 4.8mm, H 3.5mm, Ti	29
024.2244Z	NC Healing Abutment, conical, Ø 4.8mm, H 3.5mm, ZrO2/TAN	29
024.2246S	NC Healing abutment, conical shape, Ø 4.8mm, H 5mm, Ti	29
024.2246Z	NC Healing Abutment, conical, Ø 4.8mm, H 5mm, ZrO2/TAN	29
024.2270S	NC Healing abutment, customizable, Ø 5mm, H 7mm, PEEK	29
024.2312-04	NC Protective Cap, for Cementable Abutment, D 3.5mm, AH 4mm, PEEK	115
024.2316-04	NC Protective Cap, for Cementable Abutment, D 3.5mm, AH 5.5mm, PEEK	115
024.2322-04	NC Protective Cap, for Cementable Abutment, D 5mm, AH 4mm, PEEK	115
024.2323-04	Protective cap for screw-retained abutment, Ø 3.5mm, H 5mm, PEEK/TAN	125
024.2324-04	Protective cap for screw-retained abutment, Ø 3.5mm, H 6.5mm, PEEK/TAN	125
024.2325-04	Protective cap for screw-retained abutment, Ø 3.5mm, H 8mm, PEEK/TAN	125
024.2326-04	NC Protective Cap, for Cementable Abutment, D 5mm, AH 5.5mm, PEEK	115

## Index by item number

Art.No.	Article	Page
024.2346	NC Temporary Coping, for Cementable Abutment, D 3.5mm, PMMA	114
024.2356	NC Temporary Coping, for Cementable Abutment, D 5mm, PMMA	114
024.2371	NC Temporary Abutment, Crown, D 3.5mm, H 11mm, TAN	113
024.2372	NC Temporary abutment, D 5mm, H 12mm, VITA CAD-Temp®	113
024.2375	NC Temporary Abutment, Bridge, D 3.5mm, H 11mm, TAN	113
024.41005	RC Closure cap, Ø 3.3mm, H 0mm, Ti	31, 34
024.41005-04	RC Closure cap, Ø 3.3mm, H 0mm, Ti	31, 34
024.41055	RC Closure cap, Ø 3.5mm, H 0.5mm, Ti	31, 34
024.41055-04	RC Closure cap, Ø 3.5mm, H 0.5mm, Ti	31, 34
024.42205	RC Closure and Fixation Cap, Ø 5.5mm, Ti	183
024.42225	RC Healing abutment, conical shape, Ø 5mm, H 2mm, Ti	31, 34
024.4222Z	RC Healing Abutment, conical, Ø 5mm, H 2mm, ZrO2/TAN	32, 35
024.42245	RC Healing abutment, conical shape, Ø 5mm, H 4mm, Ti	31, 34
024.4224Z	RC Healing Abutment, conical, Ø 5mm, H 4mm, ZrO2/TAN	32, 35
024.42265	RC Healing abutment, conical shape, Ø 5mm, H 6mm, Ti	31, 34
024.4226Z	RC Healing Abutment, conical, Ø 5mm, H 6mm, ZrO2/TAN	32, 35
024.42345	RC Healing abutment, bottle shape, Ø 4.4mm, H 4mm, Ti	31, 34
024.42365	RC Healing abutment, bottle shape, Ø 4.7mm, H 6mm, Ti	31, 34
024.42425	RC Healing abutment, conical shape, Ø 6.5mm, H 2mm, Ti	31, 34
024.4242Z	RC Healing Abutment, conical, Ø 6.5mm, H 2mm, ZrO2/TAN	32, 35
024.42445	RC Healing abutment, conical shape, Ø 6.5mm, H 4mm, Ti	31, 34
024.4244Z	RC Healing Abutment, conical, Ø 6.5mm, H 4mm, ZrO2/TAN	32, 35
024.42465	RC Healing abutment, conical shape, Ø 6.5mm, H 6mm, Ti	31, 34
024.4246Z	RC Healing Abutment, conical, Ø 6.5mm, H 6mm, ZrO2/TAN	32, 35
024.42705	RC Healing abutment, customizable, Ø 7mm, H 7mm, PEEK	31, 34
024.4322-04	RC Protective Cap, for Cementable Abutment, D 5mm, AH 4mm, PEEK	141
024.4323-04	Protective cap for screw-retained abutment, Ø 4.6mm, H 5.1mm, PEEK/TAN	125, 151, 47
024.4324-04	Protective cap for screw-retained abutment, Ø 4.6mm, H 6.6mm, PEEK/TAN	125, 151, 47
024.4325-04	Protective cap for screw-retained abutment, Ø 4.6mm, H 8.1mm, PEEK/TAN	125, 151, 47
024.4326-04	RC Protective Cap, for Cementable Abutment, D 5mm, AH 5.5mm, PEEK	141
024.4332-04	RC Protective Cap, for Cementable Abutment, D 6.5mm, AH 4mm, PEEK	141
024.4336-04	RC Protective Cap, for Cementable Abutment, D 6.5mm, AH 5.5mm, PEEK	141
024.4356	RC Temporary Coping, for Cementable Abutment, D 5mm, PMMA	140
024.4366	RC Temporary Coping, for Cementable Abutment, D 6.5mm, PMMA	140
024.4371	RC Temporary Abutment, Crown, D 4.5mm, H 11mm, TAN	139
024.4372	RC Temporary abutment, D 7mm, H 12mm, VITA CAD-Temp®	139
024.4375	RC Temporary Abutment, Bridge, D 4.5mm, H 11mm, TAN	139
025.0000	CARES® Mono Scanbody for screw-retained abutment, abutment level, Ø 3.5mm, PEEK/TAN	124
025.0001	CARES® Mono Scanbody for screw-retained abutment, abutment level, Ø 4.6mm, PEEK/TAN	124, 150, 47
025.0002	Screw, for screw-retained abutment 17°/30°, TAN	127, 131, 156, 230, 62, 81, 97
025.0003	Straumann® X-ray Template, for Straumann® Bone Level Tapered Implants	200
025.0004	Polishing Aid, for Screw-retained Abutments Ø 3.5mm, TAN	124
025.0004V4	Polishing Aid, for Screw-retained Abutments Ø 3.5mm, TAN	124
025.0005	Polishing Aid, for Screw-retained Abutments Ø 4.6mm, TAN	124, 151, 48
025.0005V4	Polishing Aid, for Screw-retained Abutments Ø 4.6mm, TAN	124, 151, 48
025.0006	Lab Processing Screw, for Screw-retained Abutments, stainless steel	124, 151, 48
025.0007	Repositionable Analog, stainless steel, for Screw-retained Abutments Ø 3.5 mm	124
025.0008	Repositionable Analog, stainless steel, for Screw-retained Abutments Ø 4.6 mm	124, 150, 47
025.0009	Transfer and Alignment Pin, for Screw-retained Abutments, TAN	125, 126, 151, 152
025.0011	Impression Post f. open tray f. screw-ret. abut., abut. level, Ø 3.5mm, non-engaging, TAN	124
025.0012	Impression Post f. open tray f. screw-ret. abut., abut. level, Ø 4.6mm, non-engaging, TAN	124, 150, 47
025.0013	Impression Post f. closed tray f. screw-ret. abut., abut. level, Ø 3.5mm, non-engaging, TAN/POM	124
025.0014	Impression Post f. closed tray f. screw-ret. abut., abut. level, Ø 4.6mm, non-engaging, TAN/POM	124, 150, 47
025.0019	Holding key, for screw-retained abutments, L 85mm, stainless steel	126, 152
025.0020	SC Impression Post Closed Tray, with 1 guide screw & 2 caps, L 19mm, TAN/POM	108
025.0021	SC Impression Post Open Tray, short, with guide screw, L 17.1mm, TAN	108
025.0022	SC Impression Post for open tray, with guide screw, L 24mm, TAN	108
025.0023	SC Implant Analog, L 11mm, TAN	108
025.0024	SC Repositionable Implant Analog, L 17mm, stainless steel	108, 109
025.0025	SC CARES® Mono Scanbody, Ø 3.5mm, H 10mm, PEEK/TAN	108, 109
025.0029	SC Polishing Aid, L 16mm, stainless steel	108
025.0031	SC Basal Screw B, L 7mm, TAN	108, 109, 230
025.0042	Adapter for Handpiece, long, L 34mm, stainless steel	211
025.0043	Adapter for Ratchet, long, L 28mm, stainless steel	211
025.0044	Distance Indicator Additional Component, for BLT Ø 2.9mm, Ti	200
025.0045V4	RC Novaloc® Plan Abutment, angled 15°, H 2-6mm, Type A, POM	165



## Index by item number

Art.No.	Article	Page
025.0046V4	NC Novaloc® Plan Abutment, angled 15°, H 2-6mm, Type A, POM	163
025.0047V4	RC Novaloc® Plan Abutment, angled 15°, H 2-6mm, Type B, POM	165
025.0048V4	NC Novaloc® Plan Abutment, angled 15°, H 2-6mm, Type B, POM	163
025.0049	Analog for Screw-retained Abutments, edentulous, straight 0°, Ø 3.5mm, TAN	124
025.0050	Analog for Screw-retained Abutments, edentulous, straight 0°, Ø 4.6mm, TAN	124, 150, 47
025.0052	Lab Processing Screw, for Screw-retained Abutments, L 10mm, stainless steel	124, 151, 48
025.0055	NC/RC Screw AS, L 7.9mm, Ti	120, 123, 147, 150, 230
025.0057	NC Impression Post Open Tray, short, Bridge, with guide screw, L 16.5mm, TAN	112
025.0058	NC Impression Post Open Tray, long, Bridge, with guide screw, L 30mm, TAN	112
025.0060	RC Impression Post Open Tray, short, Bridge, with guide screw, L 16.5mm, TAN	138
025.0061	RC Impression Post Open Tray, long, Bridge, with guide screw, L 30mm, TAN	138
025.0062	SC Impression Post Closed Tray, short, with 1 guide screw & 2 caps, L 12mm, TAN/POM	108
025.0120-04	LOCATOR® Female Implant Analog, Ø 4.0 mm	134, 159, 65
025.2101	NC Bone Level Implant Analog, L 11mm, TAN	112
025.2102	Repositionable Implant Analog NC	112, 119
025.2112	NC Implant Analog, for Cementable Abutment, D 3.5mm, AH 4mm, TAN	114
025.2116	NC Implant Analog, for Cementable Abutment, D 3.5mm, AH 5.5mm, TAN	114
025.2122	NC Implant Analog, for Cementable Abutment, D 5mm, AH 4mm, TAN	114
025.2126	NC Implant Analog, for Cementable Abutment, D 5mm, AH 5.5mm, TAN	114
025.2201	NC Impression Post Closed Tray, with 1 guide screw & 2 caps, TAN/POM	112
025.2202	NC Impression Post Open Tray, short, with guide screw, L 16.5mm, TAN	112
025.2203-04	NC Impression Cap, for Cementable Abutment, D 3.5mm, AH 4mm, POM	114
025.2204-04	NC Impression Cap, for Cementable Abutment, D 5mm, AH 4mm, POM	114
025.2205	NC Impression post, for open tray, with guide screw, L 30mm, TAN	112
025.2208-04	NC Bite Registration Aid, H 8mm, POM	112
025.2212-04	NC Bite Registration Aid, H 12mm, POM	112
025.2220-04	NC Impression Cap, for Cementable Abutment, D 5mm, AH 5.5mm, POM	114
025.2243	Impression post for open tray, TAN, for screw-ret. abut., abut. level, 0°, D 3.5mm	124
025.2244	Impression post for open tray, TAN, for screw-ret. abut., abut. level, 0°, D 4.6mm	124, 150
025.2245	Impression post for closed tray, abutment level, for screw-retained abutment, D 3.5mm, TAN/POM	124
025.2246	Impression post for closed tray, abutment level, for screw-retained abutment, D 4.6mm, TAN/POM	124, 150
025.2601-04	NC PLAN Anatomic Abutment, straight, GH 2mm, POM	162
025.2602-04	NC PLAN Anatomic Abutment, straight, GH 3.5mm, POM	162
025.2603-04	NC PLAN Anatomic Abutment, angled 15°, GH 2mm, POM	162
025.2604-04	NC PLAN Anatomic Abutment, angled 15°, GH 3.5mm, POM	162
025.2610-04	NC PLAN Gold Abutment, for crown, POM	162
025.2611-04	NC PLAN Cementable Abutment, D 3.5mm, GH 1mm, AH 4mm, POM	162
025.2612-04	NC PLAN Cementable Abutment, D 3.5mm, GH 2mm, AH 4mm, POM	162
025.2613-04	NC PLAN Cementable Abutment, D 3.5mm, GH 3mm, AH 4mm, POM	162
025.2615-04	NC PLAN Cementable Abutment, D 3.5mm, GH 1mm, AH 5.5mm, POM	162
025.2616-04	NC PLAN Cementable Abutment, D 3.5mm, GH 2mm, AH 5.5mm, POM	162
025.2617-04	NC PLAN Cementable Abutment, D 3.5mm, GH 3mm, AH 5.5mm, POM	162
025.2621-04	NC PLAN Cementable Abutment, D 5mm, GH 1mm, AH 4mm, POM	162
025.2622-04	NC PLAN Cementable Abutment, D 5mm, GH 2mm, AH 4mm, POM	162
025.2623-04	NC PLAN Cementable Abutment, D 5mm, GH 3mm, AH 4mm, POM	162
025.2625-04	NC PLAN Cementable Abutment, D 5mm, GH 1mm, AH 5.5mm, POM	162
025.2626-04	NC PLAN Cementable Abutment, D 5mm, GH 2mm, AH 5.5mm, POM	162
025.2627-04	NC PLAN Cementable Abutment, D 5mm, GH 3mm, AH 5.5mm, POM	162
025.2642-04	NC PLAN LOCATOR® Abutment, H 2mm, POM	163
025.2643-04	NC PLAN LOCATOR® Abutment, H 3mm, POM	163
025.2644-04	NC PLAN LOCATOR® Abutment, H 4mm, POM	163
025.2645-04	NC PLAN LOCATOR® Abutment, H 5mm, POM	163
025.2646-04	NC Novaloc® Plan Abutment, H 1-6 mm, POM	163
025.2648-04	NC Plan screw-retained abutment, POM, straight 0°, D 3.5mm, GH 2.5mm	163
025.2650-04	NC Plan screw-retained abutment, POM, straight 0°, D 4.6mm, GH 2.5mm	163
025.2653-04	NC Plan screw-retained abutment, POM, angled 30°, D 4.6mm, GH 2.5mm, Type A	163
025.2655-04	NC Plan screw-retained abutment, POM, angled 17°, D 4.6mm, GH 2.5mm, Type A	163
025.2658-04	NC Plan screw-retained abutment, POM, angled 17°, D 4.6mm, GH 2.5mm, Type B	163
025.2660-04	NC Plan screw-retained abutment, POM, angled 30°, D 4.6mm, GH 2.5mm, Type B	163
025.2900	NC Basal Screw, TAN	113, 113, 120, 121, 123, 129, 130, 230
025.2903	NC Wax-up sleeve, L 15.1 mm, PEEK	119
025.2903-04	NC Wax-up sleeve, L 15.1 mm, PEEK	119
025.2906	NC Basal screw, for ceramic abutment only, TAN	120, 123, 230
025.2908	NC Basal Screw, for Cementable Abutment only, TAN	113, 116, 230
025.2911-04	NC Transfer Aid, for Cementable Abutment, D 3.5mm, PC	115
025.2912-04	NC Transfer Aid, for Cementable Abutment, D 5mm, PC	115

## Index by item number

Art.No.	Article	Page
025.2915	CARES® NC Mono Scanbody, D 3.5 mm, H 10 mm, PEEK, TAN	112, 119
025.2920	NC Polishing Aid, stainless steel	121
025.2920-04	NC Polishing Aid, stainless steel	121
025.2921	NC Variobase® Abutment, with screw, D 3.8mm, H 3.5mm, TAN	122
025.2926	NC/RC SRBB Bone Level screw, TAN	120, 123, 147, 149, 230, 58, 60
025.4101	RC Bone Level Implant Analog, L 11mm, TAN	138
025.4102	Repositionable Implant Analog RC	138, 146
025.4122	RC Implant Analog, for Cementable Abutment, D 6.5mm, AH 4mm, TAN	140
025.4126	RC Implant Analog, for Cementable Abutment, D 6.5mm, AH 5.5mm, TAN	140
025.4132	RC Implant Analog, for Cementable Abutment, D 5mm, AH 4mm, TAN	140
025.4136	RC Implant Analog, for Cementable Abutment, D 5mm, AH 5.5mm, TAN	140
025.4201	RC Impression Post Closed Tray, with 1 guide screw & 2 caps, TAN/POM	138
025.4202	RC Impression Post Open Tray, short, with guide screw, L 16.5mm, TAN	138
025.4203-04	RC Impression Cap, for Cementable Abutment, D 5mm, AH 4mm, POM	140
025.4204-04	RC Impression Cap, for Cementable Abutment, D 6.5mm, AH 4mm, POM	140
025.4205	RC Impression post, for open tray, with guide screw, L 30mm, TAN	138
025.4208-04	RC Bite Registration Aid, H 8mm, POM	138
025.4212-04	RC Bite Registration Aid, H 12mm, POM	138
025.4220-04	RC Impression Cap, for Cementable Abutment, D 5mm, AH 5.5mm, POM	140
025.4230-04	RC Impression Cap, for Cementable Abutment, D 6.5mm, AH 5.5mm, POM	140
025.4601-04	RC PLAN Anatomic Abutment, straight, GH 2mm, POM	164
025.4602-04	RC PLAN Anatomic Abutment, straight, GH 3.5mm, POM	164
025.4603-04	RC PLAN Anatomic Abutment, angled 15°, GH 2mm, POM	164
025.4604-04	RC PLAN Anatomic Abutment, angled 15°, GH 3.5mm, POM	164
025.4610-04	RC PLAN Gold Abutment for crown, POM	164
025.4621-04	RC PLAN Cementable Abutment, D 5mm, GH 1mm, AH 4mm, POM	164
025.4622-04	RC PLAN Cementable Abutment, D 5mm, GH 2mm, AH 4mm, POM	164
025.4623-04	RC PLAN Cementable Abutment, D 5mm, GH 3mm, AH 4mm, POM	164
025.4625-04	RC PLAN Cementable Abutment, D 5mm, GH 1mm, AH 5.5mm, POM	164
025.4626-04	RC PLAN Cementable Abutment, D 5mm, GH 2mm, AH 5.5mm, POM	164
025.4627-04	RC PLAN Cementable Abutment, D 5mm, GH 3mm, AH 5.5mm, POM	164
025.4630-04	RC PLAN Gold Abutment for bridge, POM	164
025.4631-04	RC PLAN Cementable Abutment, D 6.5mm, GH 1mm, AH 4mm, POM	164
025.4632-04	RC PLAN Cementable Abutment, D 6.5mm, GH 2mm, AH 4mm, POM	164
025.4633-04	RC PLAN Cementable Abutment, D 6.5mm, GH 3mm, AH 4mm, POM	164
025.4635-04	RC PLAN Cementable Abutment, D 6.5mm, GH 1mm, AH 5.5mm, POM	164
025.4636-04	RC PLAN Cementable Abutment, D 6.5mm, GH 2mm, AH 5.5mm, POM	164
025.4637-04	RC PLAN Cementable Abutment, D 6.5mm, GH 3mm, AH 5.5mm, POM	164
025.4641-04	RC PLAN LOCATOR® Abutment, H 1mm, POM	165
025.4642-04	RC PLAN LOCATOR® Abutment, H 2mm, POM	165
025.4643-04	RC PLAN LOCATOR® Abutment, H 3mm, POM	165
025.4644-04	RC PLAN LOCATOR® Abutment, H 4mm, POM	165
025.4645-04	RC PLAN LOCATOR® Abutment, H 5mm, POM	165
025.4646-04	RC PLAN LOCATOR® Abutment, H 6mm, POM	165
025.4648-04	RC Plan screw-retained abutment, POM, straight 0°, D 4.6mm, GH 2.5mm	165
025.4649-04	RC Plan screw-retained abutment, POM, angled 17°, D 4.6mm, GH 2.5mm, Type A	165
025.4650-04	RC Plan screw-retained abutment, POM, angled 17°, D 4.6mm, GH 2.5mm, Type B	165
025.4653-04	RC Plan screw-retained abutment, POM, angled 30°, D 4.6mm, GH 2.5mm, Type A	165
025.4660-04	RC Plan screw-retained abutment, POM, angled 30°, D 4.6mm, GH 2.5mm, Type B	165
025.4900	RC Basal Screw, TAN	139, 139, 147, 148, 149, 154, 155, 230
025.4902	RC Basal Screw, for Gold Abutment bridge only, TAN	148, 230
025.4903	RC Wax-up sleeve, L 18.8mm, PEEK	146
025.4903-04	RC Wax-up sleeve, L 18.8mm, PEEK	146
025.4906	RC Basal screw, for ceramic abutment only, TAN	147, 230
025.4908	RC Basal Screw, for Cementable Abutment only, TAN	139, 143, 230
025.4912-04	RC Transfer Aid, for Cementable Abutment, D 5mm, PC	141
025.4913-04	RC Transfer Aid, for Cementable Abutment, D 6.5mm, PC	141
025.4915	CARES® RC Mono Scanbody, D 4.1 mm, H 10 mm, PEEK, TAN	138, 146
025.4920	RC Polishing Aid, stainless steel	148
025.4920-04	RC Polishing Aid, stainless steel	148
025.4921	RC Variobase® Abutment, with screw, D 4.5mm, H 3.5mm, TAN	149
026.0000	CrossFit® Plan Cassette, empty, PC	162
026.0004	BLT Profile Drill, long, Ø 3.3mm, L 33mm, stainless steel	207
026.0006	BLT Profile Drill, long, Ø 4.1mm, L 33mm, stainless steel	207
026.0008	BLT Profile Drill, long, Ø 4.8mm, L 33mm, stainless steel	207
026.0016	Straumann® Planning Guide	125, 151

## Index by item number

Art.No.	Article	Page
026.0022	BL Bone Profiler 1, Ø 5.2mm, L 23mm, stainless steel	209
026.0023	BL Bone Profiler 2, Ø 6.6mm, L 23mm, stainless steel	209
026.0024	BL Bone Profiler 3, Ø 6mm, L 23mm, stainless steel	209
026.00255	NC Guiding Cylinder for BL Bone Profiler, Ø 3.25mm, L 12.5mm, TAN	209
026.00265	RC Guiding Cylinder for BL Bone Profiler, Ø 3.7mm, L 12.5mm, TAN	209
026.0054	Needle Drill, short, Ø 1.6mm, L 33mm, stainless steel	205, 49
026.0056	Needle Drill, long, Ø 1.6mm, L 41mm, stainless steel	205
026.0058	SC Position Indicator, oval, L 10mm, Ti	208
026.0061	BLT Profile Drill, short, Ø 2.9mm, L 25mm, stainless steel	207
026.0062	BLT Profile Drill, long, Ø 2.9mm, L 33mm, stainless steel	207
026.0063	BLT Tap, Ø 2.9mm, L 25mm, stainless steel/TAN	208
026.0066	SC Guiding cylinder, for Ø 2.9mm, stainless steel	221
026.0068	Explantation drill, medium, for Ø 2.9mm, L 37.5mm, stainless steel	220
026.0069	Explantation drill, long, for Ø 2.9mm, L 40.5mm, stainless steel	220
026.0070	BL Bone Profiler Oval Platform, Ø 4mm, L 28mm, stainless steel	209
026.0071S	SC Guiding Pin for BL Bone Profiler, Oval Platform, Ø 2.85mm, L 6.4mm, TAN	209
026.0072	48h Explantation device, for Ø 2.9mm, L 29.7mm, stainless steel	222
026.0073	Release aid S for Loxim®	210
026.0083	BL/BLT Guided Adapter, for handpiece, L 24mm, stainless steel	215
026.0084	BL/BLT Guided Adapter, for ratchet, L 17mm, stainless steel	214
026.0089S	BL Profile Drill, short, Ø 3.3mm, single-use, TAN	202
026.0090S	BL Profile Drill, short, Ø 4.1mm, single-use, TAN	202
026.0091S	BL Profile Drill, short, Ø 4.8mm, single-use, TAN	202
026.0092S	BLT Profile Drill, short, Ø 2.9mm, single-use, TAN	202
026.0093S	BLT Profile Drill, short, Ø 3.3mm, single-use, TAN	202
026.0094S	BLT Profile Drill, short, Ø 4.1mm, single-use, TAN	202
026.0095S	BLT Profile Drill, short, Ø 4.8mm, single-use, TAN	202
026.0096S	BL Profile Drill, long, Ø 3.3mm, single-use, TAN	202
026.0097S	BL Profile Drill, long, Ø 4.1mm, single-use, TAN	202
026.0098S	BL Profile Drill, long, Ø 4.8mm, single-use, TAN	202
026.0099S	BLT Profile Drill, long, Ø 2.9mm, single-use, TAN	202
026.0100S	BLT Profile Drill, long, Ø 3.3mm, single-use, TAN	202
026.0101S	BLT Profile Drill, long, Ø 4.1mm, single-use, TAN	202
026.0102S	BLT Profile Drill, long, Ø 4.8mm, single-use, TAN	202
026.0103S	BLT Tap, Ø 2.9mm, for adapter, single use, TAN	203
026.0104S	BLT Tap, Ø 3.3mm, for adapter, single use, TAN	203
026.0105S	BLT Tap, Ø 4.1mm, for adapter, single use, TAN	203
026.0106S	BLT Tap, Ø 4.8mm, for adapter, single use, TAN	203
026.0144	Milling cutter, Ø 2.2mm, guided, stainless steel	212
026.0147	Drill handle, Ø 2.2mm, 1mm/3mm stop, stainless steel	214
026.0148	Drill handle, Ø 2.8mm, 1mm/3mm stop, stainless steel	214
026.0149	Drill Handle, Ø 3.2mm, 1mm/3mm stop, stainless steel	214
026.0150	Drill handle, Ø 3.5mm, 1mm/3mm stop, stainless steel	214
026.0151	Drill Handle, Ø 3.7mm, 1mm/3mm stop, stainless steel	214
026.0152	Drill handle, Ø 4.2mm, 1mm/3mm stop, stainless steel	214
026.0901	Bone Level implant distance indicator, L 100mm, Ti/stainless steel	200
026.0902	CrossFit® Plan Set, POM	162
026.2048	48h Explantation device for BL Implant NC, L 31.4mm, stainless steel	222
026.2306	BL/NNC Implant profile drill, Ø 3.3mm, long, stainless steel	207
026.2558	Release aid N for Loxim®	210
026.2801	NC Guiding cylinder for Ø 3.3mm, BL Implant explantation, stainless steel	221
026.4048	48h Explantation device for BL Implant RC, L 31.2mm, stainless steel	222
026.4306	Bone Level Implant profile drill, Ø 4.1mm, long, stainless steel	207
026.4558	Release aid R/W for Loxim®	210
026.4801	RC Guiding cylinder for Ø 4.1mm, BL Implant explantation, stainless steel	221
026.6306	Bone Level Implant profile drill, Ø 4.8mm, long, stainless steel	207
026.6801	RC Guiding cylinder for Ø 4.8mm, BL Implant explantation, stainless steel	221
027.0000S	BLT Drill Set, short, for Ø 3.3mm implants, single-use, TAN	201
027.0001S	BLT Drill Set, short, for Ø 4.1mm implants, single-use, TAN	201
027.0002S	BLT Drill Set, short, for Ø 4.8mm implants, single-use, TAN	201
027.0003S	BLT Drill Set, long, for Ø 3.3mm implants, single-use, TAN	201
027.0004S	BLT Drill Set, long, for Ø 4.1mm implants, single-use, TAN	201
027.0005S	BLT Drill Set, long, for Ø 4.8mm implants, single-use, TAN	201
027.0006S	Needle Drill, short, Ø 1.6mm, single use, TAN	202
027.0007S	Needle Drill, long, Ø 1.6mm, single use, TAN	202, 22
027.0011S	BLT Pilot Drill, long, Ø 2.2mm, single-use, TAN	22

## Index by item number

Art.No.	Article	Page
027.4301	NC Cementable All-In-One Set, for crown, D 3.5mm, AH 4mm, GH 1mm	117
027.4302	NC Cementable All-In-One Set, for crown, D 3.5mm, AH 4mm, GH 2mm	117
027.4303	NC Cementable All-In-One Set, for crown, D 3.5mm, AH 4mm, GH 3mm	117
027.4307	NC Cementable All-In-One Set, for crown, D 5mm, AH 4mm, GH 1mm	118
027.4308	NC Cementable All-In-One Set, for crown, D 5mm, AH 4mm, GH 2mm	118
027.4309	NC Cementable All-In-One Set, for crown, D 5mm, AH 4mm, GH 3mm	118
027.4310	NC Cementable All-In-One Set, for crown, D 5mm, AH 5.5mm, GH 1mm	118
027.4311	NC Cementable All-In-One Set, for crown, D 5mm, AH 5.5mm, GH 2mm	118
027.4312	NC Cementable All-In-One Set, for crown, D 5mm, AH 5.5mm, GH 3mm	118
027.4313	RC Cementable All-In-One Set, for crown, D 5mm, AH 4mm, GH 1mm	144
027.4314	RC Cementable All-In-One Set, for crown, D 5mm, AH 4mm, GH 2mm	144
027.4315	RC Cementable All-In-One Set, for crown, D 5mm, AH 4mm, GH 3mm	144
027.4316	RC Cementable All-In-One Set, for crown, D 5mm, AH 5.5mm, GH 1mm	144
027.4317	RC Cementable All-In-One Set, for crown, D 5mm, AH 5.5mm, GH 2mm	144
027.4318	RC Cementable All-In-One Set, for crown, D 5mm, AH 5.5mm, GH 3mm	144
027.4319	RC Cementable All-In-One Set, for crown, D 6.5mm, AH 4mm, GH 1mm	145
027.4320	RC Cementable All-In-One Set, for crown, D 6.5mm, AH 4mm, GH 2mm	145
027.4321	RC Cementable All-In-One Set, for crown, D 6.5mm, AH 4mm, GH 3mm	145
027.4322	RC Cementable All-In-One Set, for crown, D 6.5mm, AH 5.5mm, GH 1mm	145
027.4323	RC Cementable All-In-One Set, for crown, D 6.5mm, AH 5.5mm, GH 2mm	145
027.4324	RC Cementable All-In-One Set, for crown, D 6.5mm, AH 5.5mm, GH 3mm	145
031.0015	Straumann® PURE Ceramic Implant Monotype, Ø 3.3mm ND, ZLA 8mm, AH 4mm, ZrO2	38
031.0025	Straumann® PURE Ceramic Implant Monotype, Ø 3.3mm ND, ZLA 10mm, AH 4mm, ZrO2	38
031.0035	Straumann® PURE Ceramic Implant Monotype, Ø 3.3mm ND, ZLA 12mm, AH 4mm, ZrO2	38
031.0045	Straumann® PURE Ceramic Implant Monotype, Ø 3.3mm ND, ZLA 14mm, AH 4mm, ZrO2	38
031.0115	Straumann® PURE Ceramic Implant Monotype, Ø 3.3mm ND, ZLA 8mm, AH 5.5mm, ZrO2	38
031.0125	Straumann® PURE Ceramic Implant Monotype, Ø 3.3mm ND, ZLA 10mm, AH 5.5mm, ZrO2	38
031.0135	Straumann® PURE Ceramic Implant Monotype, Ø 3.3mm ND, ZLA 12mm, AH 5.5mm, ZrO2	38
031.0145	Straumann® PURE Ceramic Implant Monotype, Ø 3.3mm ND, ZLA 14mm, AH 5.5mm, ZrO2	38
031.0215	Straumann® PURE Ceramic Implant Monotype, Ø 4.1mm RD, ZLA 8mm, AH 4mm, ZrO2	40
031.0225	Straumann® PURE Ceramic Implant Monotype, Ø 4.1mm RD, ZLA 10mm, AH 4mm, ZrO2	40
031.0235	Straumann® PURE Ceramic Implant Monotype, Ø 4.1mm RD, ZLA 12mm, AH 4mm, ZrO2	40
031.0245	Straumann® PURE Ceramic Implant Monotype, Ø 4.1mm RD, ZLA 14mm, AH 4mm, ZrO2	40
031.0315	Straumann® PURE Ceramic Implant Monotype, Ø 4.1mm RD, ZLA 8mm, AH 5.5mm, ZrO2	40
031.0325	Straumann® PURE Ceramic Implant Monotype, Ø 4.1mm RD, ZLA 10mm, AH 5.5mm, ZrO2	40
031.0335	Straumann® PURE Ceramic Implant Monotype, Ø 4.1mm RD, ZLA 12mm, AH 5.5mm, ZrO2	40
031.0345	Straumann® PURE Ceramic Implant Monotype, Ø 4.1mm RD, ZLA 14mm, AH 5.5mm, ZrO2	40
031.080	48h Explantation Device, L 19.7mm, stainless steel, for RD Straumann® PURE Ceramic Implant (Monotype)	222
031.081	48h Explantation Device, L 19.8mm, stainless steel, for ND Straumann® PURE Ceramic Implant (Monotype)	222
031.102	ND Position Indicator, Ø 2.2mm, AH 4mm, L 8mm, Ti	39
031.103	ND Position Indicator, Ø 2.8mm, AH 4mm, L 8mm, Ti	39
031.112	ND Position Indicator, Ø 2.2mm, AH 5.5mm, L 8mm, Ti	39
031.113	ND Position Indicator, Ø 2.8mm, AH 5.5mm, L 8mm, Ti	39
031.123	RD Position Indicator, Ø 2.2mm, AH 4mm, L 8mm, Ti	41
031.125	RD Position Indicator, Ø 3.5mm, AH 4mm, L 8mm, Ti	41
031.143	RD Position Indicator, Ø 2.2mm, AH 5.5mm, L 8mm, Ti	41
031.145	RD Position Indicator, Ø 3.5mm, AH 5.5mm, L 8mm, Ti	41
031.200	ND Implant Analog, AH 4mm, TAN	39
031.201	ND Implant Analog, AH 5.5mm, TAN	39
031.210	RD Implant Analog, AH 4mm, TAN	41
031.211	RD Implant Analog, AH 5.5mm, TAN	41
031.250	ND Impression Cap, AH 4mm, POM	39
031.251	ND Impression Cap, AH 5.5mm, POM	39
031.260	RD Impression Cap, AH 4mm, POM	41
031.261	RD Impression Cap, AH 5.5mm, POM	41
031.300	ND Temporary Coping, for crown, PMMA	39
031.301	ND Temporary Coping, for bridge, PMMA	39
031.310	RD Temporary Coping, for crown, PMMA	41
031.311	RD Temporary Coping, for bridge, PMMA	41
031.320	ND Protective Cap, AH 4mm, PEEK	39
031.321	ND Protective Cap, AH 5.5mm, PEEK	39
031.330	RD Protective Cap, AH 4mm, PEEK	41
031.331	RD Protective Cap, AH 5.5mm, PEEK	41
032.0005	Straumann® PURE Ceramic Implant, Ø 4.1mm RD, ZLA® 8mm, ZrO2	42
032.0015	Straumann® PURE Ceramic Implant, Ø 4.1mm RD, ZLA® 10mm, ZrO2	42
032.0025	Straumann® PURE Ceramic Implant, Ø 4.1mm RD, ZLA® 12mm, ZrO2	42

## Index by item number

Art.No.	Article	Page
032.0035	Straumann® PURE Ceramic Implant, Ø 4.1mm RD, ZLA® 14mm, ZrO2	42
032.018	Repositionable Implant Analog CI RD, stainless steel	43
032.023	CI RD Straumann® PUREbase, AH 3.5mm, TAN	43
032.024	CI RD Straumann® PUREbase, AH 5.5mm, TAN	43
032.027	CI RD Repositionable Implant Analog and Sleeve, stainless steel/POM	43
032.028	CI RD Basal Screw, for CI RD Temporary and Variobase® Abutment, Ti	230, 43
032.0305	RD Closure cap, Ø 4.8mm, H 0mm, Ti	42
032.0325	RD Healing cap, Ø 5.2mm, H 2mm, Ti	42
032.0335	RD Healing cap, Ø 5.2mm, H 3mm, Ti	42
032.036	CI RD Temporary Abutment Vita CAD-Temp®, PMMA/TAN, for Straumann® PURE Ceramic Implant	43
032.040	CI RD Cementing Tool, for CI RD Straumann® PUREbase abutments	43
032.041	CARES® CI RD Mono Scanbody, Ø 4.1mm, H 9mm, PEEK/Ti	43
032.053	48h Explantation Device, L 26.2mm, stainless steel, for Straumann® PURE Ceramic Implant	222
032.054	CI RD Guiding Cylinder, for Ø 4.1mm, stainless steel	221
032.0555	CI RD Healing Cap, Ø 5.2mm, H 2mm, ZrO2/Ti	42
032.0565	CI RD Healing Cap, Ø 5.2mm, H 3mm, ZrO2/Ti	42
032.0575	CI RD Healing Cap, Ø 5.2mm, H 4.5mm, ZrO2/Ti	42
032.089	CI RD Straumann® PUREloc, straight 0°, H 1mm, ZrO2/Ti	44
032.090	CI RD Straumann® PUREloc, straight 0°, H 2mm, ZrO2/Ti	44
032.091	CI RD Straumann® PUREloc, straight 0°, H 3mm, ZrO2/Ti	44
032.092	CI RD Straumann® PUREloc, straight 0°, H 4mm, ZrO2/Ti	44
032.093	CI RD Straumann® PUREloc, straight 0°, H 5mm, ZrO2/Ti	44
032.094	CI RD Straumann® PUREloc, straight 0°, H 6mm, ZrO2/Ti	44
032.095V4	CI RD Straumann® PUREloc Plan Abutment, H 1-6mm, POM	44
032.123	CI RD Straumann® PUREbase AS, AH 3.5mm, TAN	43
032.124	CI RD Straumann® PUREbase AS, AH 5.5mm, TAN	43
032.128	CI RD Basal Screw, for CI RD Straumann® PUREbase AS, TAN	230, 43
032.129	CI RD Impression Post, screw-retained, for open-tray impression	43
033.0435	Standard Plus Implant, Ø 4.1mm RN, SLActive® 4mm, Roxolid®, Loxim®	16
033.0445	Standard Plus Implant, Ø 4.8mm RN, SLActive® 4mm, Roxolid®, Loxim®	18
033.0455	Standard Plus Implant, Ø 4.8mm WN, SLActive® 4mm, Roxolid®, Loxim®	18
033.4165	Standard Plus Implant, Ø 3.3mm NNC, SLActive® 8mm, Roxolid®	14
033.4175	Standard Plus Implant, Ø 3.3mm NNC, SLActive® 10mm, Roxolid®	14
033.4185	Standard Plus Implant, Ø 3.3mm NNC, SLActive® 12mm, Roxolid®	14
033.4195	Standard Plus Implant, Ø 3.3mm NNC, SLActive® 14mm, Roxolid®	14
033.5015	Standard Implant, Ø 3.3mm RN, SLActive® 8mm, Roxolid®, Loxim®	14
033.5025	Standard Implant, Ø 3.3mm RN, SLActive® 10mm, Roxolid®, Loxim®	14
033.5035	Standard Implant, Ø 3.3mm RN, SLActive® 12mm, Roxolid®, Loxim®	14
033.5045	Standard Implant, Ø 3.3mm RN, SLActive® 14mm, Roxolid®, Loxim®	14
033.5055	Standard Implant, Ø 3.3mm RN, SLActive® 16mm, Roxolid®, Loxim®	14
033.5115	Standard Plus Implant, Ø 3.3mm RN, SLActive® 8mm, Roxolid®, Loxim®	14
033.5125	Standard Plus Implant, Ø 3.3mm RN, SLActive® 10mm, Roxolid®, Loxim®	14
033.5135	Standard Plus Implant, Ø 3.3mm RN, SLActive® 12mm, Roxolid®, Loxim®	14
033.5145	Standard Plus Implant, Ø 3.3mm RN, SLActive® 14mm, Roxolid®, Loxim®	14
033.5305	Standard Implant, Ø 4.1mm RN, SLActive® 6mm, Roxolid®, Loxim®	16
033.5315	Standard Implant, Ø 4.1mm RN, SLActive® 8mm, Roxolid®, Loxim®	16
033.5325	Standard Implant, Ø 4.1mm RN, SLActive® 10mm, Roxolid®, Loxim®	16
033.5335	Standard Implant, Ø 4.1mm RN, SLActive® 12mm, Roxolid®, Loxim®	16
033.5345	Standard Implant, Ø 4.1mm RN, SLActive® 14mm, Roxolid®, Loxim®	16
033.5355	Standard Implant, Ø 4.1mm RN, SLActive® 16mm, Roxolid®, Loxim®	16
033.5605	Standard Plus Implant, Ø 4.1mm RN, SLActive® 6mm, Roxolid®, Loxim®	16
033.5615	Standard Plus Implant, Ø 4.1mm RN, SLActive® 8mm, Roxolid®, Loxim®	16
033.5625	Standard Plus Implant, Ø 4.1mm RN, SLActive® 10mm, Roxolid®, Loxim®	16
033.5635	Standard Plus Implant, Ø 4.1mm RN, SLActive® 12mm, Roxolid®, Loxim®	16
033.5645	Standard Plus Implant, Ø 4.1mm RN, SLActive® 14mm, Roxolid®, Loxim®	16
033.5805	Standard Implant, Ø 4.8mm RN, SLActive® 6mm, Roxolid®, Loxim®	18
033.5815	Standard Implant, Ø 4.8mm RN, SLActive® 8mm, Roxolid®, Loxim®	18
033.5825	Standard Implant, Ø 4.8mm RN, SLActive® 10mm, Roxolid®, Loxim®	18
033.5835	Standard Implant, Ø 4.8mm RN, SLActive® 12mm, Roxolid®, Loxim®	18
033.5845	Standard Implant, Ø 4.8mm RN, SLActive® 14mm, Roxolid®, Loxim®	18
033.5905	Standard Plus Implant, Ø 4.8mm RN, SLActive® 6mm, Roxolid®, Loxim®	18
033.5915	Standard Plus Implant, Ø 4.8mm RN, SLActive® 8mm, Roxolid®, Loxim®	18
033.5925	Standard Plus Implant, Ø 4.8mm RN, SLActive® 10mm, Roxolid®, Loxim®	18
033.5935	Standard Plus Implant, Ø 4.8mm RN, SLActive® 12mm, Roxolid®, Loxim®	18
033.5945	Standard Plus Implant, Ø 4.8mm RN, SLActive® 14mm, Roxolid®, Loxim®	18
033.6005	Standard Implant, Ø 4.8mm WN, SLActive® 6mm, Roxolid®, Loxim®	18

Index by item number

Art.No.	Article	Page
033.6015	Standard Implant, Ø 4.8mm WN, SLActive® 8mm, Roxolid®, Loxim®	18
033.6025	Standard Implant, Ø 4.8mm WN, SLActive® 10mm, Roxolid®, Loxim®	18
033.6035	Standard Implant, Ø 4.8mm WN, SLActive® 12mm, Roxolid®, Loxim®	18
033.6105	Standard Plus Implant, Ø 4.8mm WN, SLActive® 6mm, Roxolid®, Loxim®	18
033.6115	Standard Plus Implant, Ø 4.8mm WN, SLActive® 8mm, Roxolid®, Loxim®	18
033.6125	Standard Plus Implant, Ø 4.8mm WN, SLActive® 10mm, Roxolid®, Loxim®	18
033.6135	Standard Plus Implant, Ø 4.8mm WN, SLActive® 12mm, Roxolid®, Loxim®	18
034.005	Connector for ratchet, L 14mm, stainless steel	214
034.006	Stop key for guided implants, S/SP/TE/BL, stainless steel	214
034.010	Mucosa punch Ø 3.4mm, guided, L 30mm, stainless steel	212
034.011	Mucosa punch Ø 4.0mm, guided, L 30mm, stainless steel	212
034.012	Mucosa punch Ø 4.7mm, guided, L 30mm, stainless steel	212
034.053V4	T-sleeve, Ø 5mm, H 5mm, guided, stainless steel	212
034.055V4	T-sleeve, Ø 2.8mm, H 6mm, guided, stainless steel	212
034.123	Pilot drill, Ø 2.2mm, short, 16mm, guided, L 32mm, stainless steel	212
034.126	Pilot drill, Ø 2.2mm, long, 20mm, guided, L 36mm, stainless steel	212
034.129	Pilot drill, Ø 2.2mm, x-long, 24mm, guided, L 40mm, stainless steel	212
034.215	Milling cutter, Ø 2.8mm, guided, L 32.5mm, stainless steel	212
034.223	Twist drill PRO, Ø 2.8mm, short, 16mm, guided, L 32mm, stainless steel	212
034.226	Twist drill PRO, Ø 2.8mm, long, 20mm, guided, L 36mm, stainless steel	212
034.229	Twist drill PRO, Ø 2.8mm, x-long, 24mm, guided, L 40mm, stainless steel	212
034.282	Template Fixation Pin, Ø 1.3mm, Ti	214
034.283	T-Sleeve for Template Fixation Pin, Ti	214
034.284	Drill for Template Fixation Pin, Ø 1.3mm, stainless steel	214
034.285	Template Fixation Pin, Ø 5/2.8mm, guided, stainless steel	214
034.287	Template Fixation Pin, Ø 5/3.5mm, guided, stainless steel	214
034.289	Template Fixation Pin, Ø 5/4.2mm, guided, stainless steel	214
034.298	Template Fixation Pin, Ø 2.8/2.8mm, guided, stainless steel	214
034.324	BLT Profile Drill, short, FIBA compatible, Ø 3.3mm, L 27mm, stainless steel	207, 213
034.325	BLT Profile Drill, short, FIBA compatible, Ø 4.1mm, L 27mm, stainless steel	207, 213
034.326	BLT Profile Drill, short, FIBA compatible, Ø 4.8mm, L 27mm, stainless steel	207, 213
034.327	BL/NNC Profile Drill, short, FIBA compatible, Ø 3.3mm, L 28mm, stainless steel	207, 213
034.328	BL Profile Drill, short, FIBA compatible, Ø 4.1mm, L 28mm, stainless steel	207, 213
034.329	BL Profile Drill, short, FIBA compatible, Ø 4.8mm, L 28mm, stainless steel	207, 213
034.332	SP Profile Drill, RN, short, FIBA compatible, Ø 3.3mm, L 25mm, stainless steel	207, 213
034.333	SP Profile Drill, RN, short, FIBA compatible, Ø 4.1mm, L 25mm, stainless steel	207, 213
034.345	BLT Tap, short, FIBA compatible, Ø 3.3mm, L 21mm, stainless steel	208, 213
034.346	BLT Tap, short, FIBA compatible, Ø 4.1mm, L 21mm, stainless steel	208, 213
034.347	BLT Tap, short, FIBA compatible, Ø 4.8mm, L 21mm, stainless steel	208, 213
034.348	BL/NNC Tap, short, FIBA compatible, Ø 3.3mm, L 22mm, stainless steel	208, 213
034.349	BL Tap, short, FIBA compatible, Ø 4.1mm, L 22mm, stainless steel	208, 213
034.350	BL Tap, short, FIBA compatible, Ø 4.8mm, L 22mm, stainless steel	208, 213
034.351	S/SP Tap, short, FIBA compatible, Ø 3.3mm, L 22mm, stainless steel	208, 213
034.352	S/SP Tap, short, FIBA compatible, Ø 4.1mm, L 22mm, stainless steel	208, 213
034.353	S/SP Tap, short, FIBA compatible, Ø 4.8mm, L 22mm, stainless steel	208, 213
034.354	FIBA, Adapter for guided profile drill, H2, handpiece, stainless steel	214
034.355	FIBA, Adapter for guided profile drill, H4, handpiece, stainless steel	214
034.356	FIBA, Adapter for guided profile drill, H6, handpiece, stainless steel	214
034.357	FIBA, Adapter for guided tap, H2, handpiece, stainless steel	214
034.358	FIBA, Adapter for guided tap, H4, handpiece, stainless steel	214
034.359	FIBA, Adapter for guided tap, H6, handpiece, stainless steel	214
034.361	Adapter for handpiece, short, for surgical handle, L 26mm, stainless steel	211
034.415	Milling cutter, Ø 3.5mm, guided, L 32.5mm, stainless steel	212
034.423	Twist drill PRO, Ø 3.5mm, short, 16mm, guided, L 32mm, stainless steel	212
034.426	Twist drill PRO, Ø 3.5mm, long, 20mm, guided, L 36mm, stainless steel	212
034.429	Twist drill PRO, Ø 3.5mm, x-long, 24mm, guided, L 40mm, stainless steel	212
034.615	Milling cutter, Ø 4.2mm, guided, L 32.5mm, stainless steel	212
034.623	Twist drill PRO, Ø 4.2mm, short, 16mm, guided, L 32mm, stainless steel	212
034.626	Twist drill PRO, Ø 4.2mm, long, 20mm, guided, L 36mm, stainless steel	212
034.629	Twist drill PRO, Ø 4.2mm, x-long, 24mm, guided, L 40mm, stainless steel	212
040.165	Straumann® surgical cassette	219
040.185	Prosthetic cassette for instruments, complete, 224 x 115 x 20 mm, anodized aluminium	227
040.197	Bar set, plastic, 2x048.601, 2x048.124, 2x048.227, 2x048.350	80
040.4405	Drill set, short, drill stop compatible for D 3.3mm implant, D 2.2, 2.8mm, length 33mm, stainless steel	203
040.4415	Drill set, long, drill stop compatible for D 3.3mm implant, D 2.2, 2.8mm, length 41mm, stainless steel	203
040.4435	Drill set, short, drill stop compatible for D 4.1mm implant, D 2.2, 2.8, 3.5mm, length 33mm, stainless steel	203

## Index by item number

Art.No.	Article	Page
040.444S	Drill set, long, drill stop compatible for D 4.1mm implant, D 2.2, 2.8, 3.5mm, length 41mm, stainless steel	203
040.446S	Drill set, short, drill stop compatible for D 4.8mm implant, D 2.2, 2.8, 3.5, 4.2mm, length 33mm, stainless steel	203
040.447S	Drill set, long, drill stop compatible for D 4.8mm implant, D 2.2, 2.8, 3.5, 4.2mm, length 41mm, stainless steel	203
040.500	Osteotome instrument kit, for bone condensation, stainless steel	223
040.501	Osteotome instrument kit, for sinus floor elevation, stainless steel	224
040.550	Cassette without content, for bone condensation	223
040.560	Cassette without content, for sinus floor elevation	224
040.561	Straumann® ProClean Cassette	219
040.562	Sterilisation Container, for the Straumann® ProClean Cassette	219
040.563	Drill Extender, L 23mm, stainless steel	211
040.571S	Drill Set, short, for Ø 3.3mm implants, single-use, TAN	201
040.572S	Drill Set, short, for Ø 4.1mm implants, single-use, TAN	201
040.573S	Drill Set, short, for Ø 4.8mm implants, single-use, TAN	201
040.574S	Drill Set, long, for Ø 3.3mm implants, single-use, TAN	201
040.575S	Drill Set, long, for Ø 4.1mm implants, single-use, TAN	201
040.576S	Drill Set, long, for Ø 4.8mm implants, single-use, TAN	201
040.584S	Drill Stop Set, Type A, for drill Ø 2.2 – 4.2mm, short 12mm	204
040.585S	Drill Stop Set, Type B, for drill Ø 2.2 – 4.2mm, short 10mm	204
040.586S	Drill Stop Set, Type C, for drill Ø 2.2 – 4.2mm, short 8mm	204
040.587S	Drill Stop Set, Type D, for drill Ø 2.2 – 4.2mm, short 6mm	204
040.588S	Drill Stop Set, Type E, for drill Ø 2.2 – 4.2mm, short 4mm	204
040.589S	Drill Stop Set, Type A wide, for drill Ø 4.7 – 6.2mm, short 12mm	204
040.590S	Drill Stop Set, Type B wide, for drill Ø 4.7 – 6.2mm, short 10mm	204
040.591S	Drill Stop Set, Type C wide, for drill Ø 4.7 – 6.2mm, short 8mm	204
040.592S	Drill Stop Set, Type D wide, for drill Ø 4.7 – 6.2mm, short 6mm	204
040.593S	Drill Stop Set, Type E wide, for drill Ø 4.7 – 6.2mm, short 4mm	204
040.594	Drill Stop Aid, polymer	204
040.740	RN Solid All-In-One Set, yellow, H 4mm, for crown	78
040.741	RN Solid All-In-One Set, gray, H 5.5mm, for crown	78
040.742	RN Solid All-In-One Set, blue, H 7mm, for crown	78
040.745	WN Solid All-In-One Set, green, H 4mm, for crown	96
040.746	WN Solid All-In-One Set, brown, H 5.5mm, for crown	96
040.840	RN Solid All-In-One Set, yellow, H 4mm, for bridge	78
040.841	RN Solid All-In-One Set, gray, H 5.5mm, for bridge	78
040.842	RN Solid All-In-One Set, blue, H 7mm, for bridge	78
040.845	WN Solid All-In-One Set, green, H 4mm, for bridge	96
040.846	WN Solid All-In-One Set, brown, H 5.5mm, for bridge	96
040.919C	Classic Set, type F, K and H	168
040.920C	Classic Set, type TPS Screwed implant	168
040.921C	Classic Set, type B°	168
041.022	Prosthetic cassette for instruments, 224 x 115 x 20 mm, anodized aluminium	227
041.211	Tray for cassette 041.022, 218x109x16 mm, Al	227
041.412	Calibration cup, yellow, Ø 80mm, anodized aluminium	227
041.440	Dish for tray 041.211, 56x31x11 mm, Al	227
041.612	Divider, large, for tray 041.211, 47.5 x 9.5 x 1mm, anodized aluminium	227
041.615	Divider, small, for dish 041.440, 27.5 x 9.5 x 1mm, anodized aluminium	227
041.761	Straumann® Modular Cassette, A Module	217
041.762	A Module, Grommet Tray, 6 small	217
041.763	A Module, Grommet Tray, 6 large	217
041.764	A Module, Grommet Tray, 3 small, 3 large	217
041.765	A Module, Grommet Tray, 3 medium 3 large	217
041.766	A Module, Ratchet Tray	217
041.767	A Module, Release Aid Tray	217
041.768	A Module, Stop Key Tray	217
041.769	A Module, Planning Aid Tray	217
041.770	A Module, Tweezer Tray	217
041.771	A Module, Depth Probe Tray	217
041.772	Straumann® Modular Cassette, C Module, Guided Surgery	218
041.773	Straumann® Modular Cassette, C Module, Spare Tools	218
041.774	Ultrasonic Mat	218
041.775	Spare Label Plate	218
041.776	Straumann® Modular Cassette, B Module	216
041.778	B Module, Basic Tray	216
041.779	B Module, Parallel Walled Tray	216
041.781	B Module, Guided Basic Tray	216
041.782	B Module, Guided Parallel Walled Tray	216

## Index by item number

Art.No.	Article	Page
041.784	C Module Lid, for Straumann® Modular Cassette	218
042.9445	Straumann® Mini Implant, Ø 2.4mm, SLA®, 10mm, ADLC, Roxolid®	22
042.9455	Straumann® Mini Implant, Ø 2.4mm, SLA®, 12mm, ADLC, Roxolid®	22
042.9465	Straumann® Mini Implant, Ø 2.4mm, SLA®, 14mm, ADLC, Roxolid	22
042.9505	Straumann® Mini Implant, Ø 2.4mm, GH 3.8mm, SLA®, 10mm, ADLC, Roxolid®	22
042.9515	Straumann® Mini Implant, Ø 2.4mm, GH 3.8mm, SLA®, 12mm, ADLC, Roxolid®	22
042.9525	Straumann® Mini Implant, Ø 2.4mm, GH 4.8mm, SLA®, 10mm, ADLC, Roxolid®	22
042.9535	Straumann® Mini Implant, Ø 2.4mm, GH 4.8mm, SLA®, 12mm, ADLC, Roxolid®	22
043.0615	Standard Implant, Ø 4.8mm RN, SLA® 6mm, Roxolid®, Loxim®	19
043.0625	Standard Implant, Ø 4.8mm RN, SLA® 8mm, Roxolid®, Loxim®	19
043.0635	Standard Implant, Ø 4.8mm RN, SLA® 10mm, Roxolid®, Loxim®	19
043.0645	Standard Implant, Ø 4.8mm RN, SLA® 12mm, Roxolid®, Loxim®	19
043.0655	Standard Implant, Ø 4.8mm RN, SLA® 14mm, Roxolid®, Loxim®	19
043.0665	Standard Plus Implant, Ø 4.8mm RN, SLA® 6mm, Roxolid®, Loxim®	19
043.0675	Standard Plus Implant, Ø 4.8mm RN, SLA® 8mm, Roxolid®, Loxim®	19
043.0685	Standard Plus Implant, Ø 4.8mm RN, SLA® 10mm, Roxolid®, Loxim®	19
043.0695	Standard Plus Implant, Ø 4.8mm RN, SLA® 12mm, Roxolid®, Loxim®	19
043.0705	Standard Plus Implant, Ø 4.8mm RN, SLA® 14mm, Roxolid®, Loxim®	19
043.1555	Standard Implant, Ø 4.1mm RN, SLA® 6mm, Roxolid® Loxim®	16
043.1565	Standard Implant, Ø 4.1mm RN, SLA® 8mm, Roxolid® Loxim®	16
043.1575	Standard Implant, Ø 4.1mm RN, SLA® 10mm, Roxolid® Loxim®	16
043.1585	Standard Implant, Ø 4.1mm RN, SLA® 12mm, Roxolid®, Loxim®	16
043.1595	Standard Implant, Ø 4.1mm RN, SLA® 14mm, Roxolid®, Loxim®	16
043.1605	Standard Implant, Ø 4.1mm RN, SLA® 16mm, Roxolid®, Loxim®	16
043.1615	Standard Plus Implant, Ø 4.1mm RN, SLA® 6mm, Roxolid®, Loxim®	16
043.1625	Standard Plus Implant, Ø 4.1mm RN, SLA® 8mm, Roxolid®, Loxim®	16
043.1635	Standard Plus Implant, Ø 4.1mm RN, SLA® 10mm, Roxolid®, Loxim®	16
043.1645	Standard Plus Implant, Ø 4.1mm RN, SLA® 12mm, Roxolid®, Loxim®	16
043.1655	Standard Plus Implant, Ø 4.1mm RN, SLA® 14mm, Roxolid®, Loxim®	16
043.2555	Standard Implant, Ø 3.3mm RN, SLA® 8mm, Roxolid®, Loxim®	14
043.2565	Standard Implant, Ø 3.3mm RN, SLA® 10mm, Roxolid®, Loxim®	14
043.2575	Standard Implant, Ø 3.3mm RN, SLA® 12mm, Roxolid®, Loxim®	14
043.2585	Standard Implant, Ø 3.3mm RN, SLA® 14mm, Roxolid®, Loxim®	14
043.2595	Standard Implant, Ø 3.3mm RN, SLA® 16mm, Roxolid®, Loxim®	14
043.2605	Standard Plus Implant, Ø 3.3mm RN, SLA® 8mm, Roxolid®, Loxim®	14
043.2615	Standard Plus Implant, Ø 3.3mm RN, SLA® 10mm, Roxolid®, Loxim®	14
043.2625	Standard Plus Implant, Ø 3.3mm RN, SLA® 12mm, Roxolid®, Loxim®	14
043.2635	Standard Plus Implant, Ø 3.3mm RN, SLA® 14mm, Roxolid®, Loxim®	14
043.4165	Standard Plus Implant, Ø 3.3mm NNC, SLA® 8mm, Roxolid®, Loxim®	14
043.4175	Standard Plus Implant, Ø 3.3mm NNC, SLA® 10mm, Roxolid®, Loxim®	14
043.4185	Standard Plus Implant, Ø 3.3mm NNC, SLA® 12mm, Roxolid®, Loxim®	14
043.4195	Standard Plus Implant, Ø 3.3mm NNC, SLA® 14mm, Roxolid®, Loxim®	14
043.6065	Standard Implant, Ø 4.8mm WN, SLA® 6mm, Roxolid®, Loxim®	19
043.6075	Standard Implant, Ø 4.8mm WN, SLA® 8mm, Roxolid®, Loxim®	19
043.6085	Standard Implant, Ø 4.8mm WN, SLA® 10mm, Roxolid®, Loxim®	19
043.6095	Standard Implant, Ø 4.8mm WN, SLA® 12mm, Roxolid®, Loxim®	19
043.6555	Standard Plus Implant, Ø 4.8mm WN, SLA® 6mm, Roxolid®, Loxim®	19
043.6565	Standard Plus Implant, Ø 4.8mm WN, SLA® 8mm, Roxolid®, Loxim®	19
043.6575	Standard Plus Implant, Ø 4.8mm WN, SLA® 10mm, Roxolid®, Loxim®	19
043.6585	Standard Plus Implant, Ø 4.8mm WN, SLA® 12mm, Roxolid®, Loxim®	19
044.003	Round bur, Ø 2.3mm, stainless steel	205
044.004	Round bur, Ø 3.1mm, stainless steel	205
044.022	Round bur, Ø 1.4mm, stainless steel	205
044.084	SP Profile drill, WN, short, Ø 4.8mm, L 23.8mm, stainless steel	207
044.085	SP Profile drill, WN, long, Ø 4.8mm, L 32.8mm, stainless steel	207
044.087	SP Profile drill, RN, long, Ø 3.3mm, L 34mm, stainless steel	207
044.089	SP Profile drill, RN, long, Ø 4.1mm, L 33mm, stainless steel	207
044.210	Pilot drill 1, short, Ø 2.2mm, L 33mm, stainless steel	205
044.211	Pilot drill 1, long, Ø 2.2mm, L 41mm, stainless steel	205
044.214	Pilot drill 2, short, Ø 2.8mm, L 33mm, stainless steel	205
044.215	Pilot drill 2, long, Ø 2.8mm, L 41mm, stainless steel	205
044.250	Twist drill PRO, short, Ø 3.5mm, L 33mm, stainless steel	206
044.251	Twist drill PRO, long, Ø 3.5mm, L 41mm, stainless steel	206
044.254	Twist drill PRO, short, Ø 4.2mm, L 33mm, stainless steel	206
044.255	Twist drill PRO, long, Ø 4.2mm, L 41mm, stainless steel	206
044.304	Bone profiler for RN, L 28mm, stainless steel, needed guiding cylinder: 049.082	209



## Index by item number

Art.No.	Article	Page
044.305	Bone profiler for WN, L 25mm, stainless steel, needed guiding cylinder: 049.082	209
044.330	Explantation drill, short, for Ø 3.3mm, Ø 3.5mm, L 32mm, stainless steel	220
044.331	Explantation drill, medium, for Ø 3.3mm, Ø 3.5mm, L 37.5mm, stainless steel	220
044.332	Explantation drill, long, for Ø 3.3mm, Ø 3.5mm, L 40.5mm, stainless steel	220
044.340	Explantation drill, short, for Ø 4.1mm, L 32mm, stainless steel	220
044.341	Explantation drill, medium, for Ø 4.1mm, L 37.5mm, stainless steel	220
044.342	Explantation drill, long, for Ø 4.1mm, L 40.5mm, stainless steel	220
044.344	Explantation drill, short, for Ø 4.8mm, L 32mm, stainless steel	220
044.345	Explantation drill, medium, for Ø 4.8mm, L 37.5mm, stainless steel	220
044.346	Explantation drill, long, for Ø 4.8mm, L 40.5mm, stainless steel	220
044.570	Tap for transversal screw retention, M2 x 0.25mm, stainless steel	226
044.742S	SP Profile Drill, short, Ø 3.3mm, single-use, TAN	202
044.743S	SP Profile Drill, short, Ø 4.1mm, single-use, TAN	202
044.744S	SP Profile Drill, short, Ø 4.8mm, single-use, TAN	202
044.748S	SP Profile Drill, long, Ø 3.3mm, single-use, TAN	202
044.749S	SP Profile Drill, long, Ø 4.1mm, single-use, TAN	202
044.750S	SP Profile Drill, long, Ø 4.8mm, single-use, TAN	202
044.754S	S/SP Tap, Ø 3.3mm, for adapter, single use, TAN	203
044.755S	S/SP Tap, Ø 4.1mm, for adapter, single use, TAN	203
044.756S	S/SP Tap, Ø 4.8mm, for adapter, single use, TAN	203
044.757S	BL/TE Tap, Ø 3.3mm, for adapter, single use, TAN	203
044.758S	BL/TE Tap, Ø 4.1mm, for adapter, single use, TAN	203
044.759S	BL/TE Tap, Ø 4.8mm, for adapter, single use, TAN	203
044.761S	Round Bur, Ø 2.3mm, single use, stainless steel	203
044.762S	Round Bur, Ø 3.1mm, single use, stainless steel	203
044.763	Pilot Drill, extra short, Ø 2.2mm, L 26mm, stainless steel	205
044.764	Twist Drill PRO, extra short, Ø 2.8mm, L 26mm, stainless steel	205
044.765	Twist Drill PRO, extra short, Ø 3.5mm, L 26mm, stainless steel	206
044.766	Twist Drill PRO, extra short, Ø 4.2mm, L 26mm, stainless steel	206
046.045C	Driver for Octa abutment	171, 226
046.049	Torque control device for ratchet, stainless steel	210, 225, 49
046.057	Tweezers without titanium plasma-coated tips, L 105mm, stainless steel	210
046.064	Holding key, L 85mm, stainless steel	210
046.067	Solid abut.driver, short, f. RN solid abut.6°, L 13mm, stainless steel	225, 79
046.068	Solid abut.driver, long, f. RN solid abut.6°, L 19mm, stainless steel	225, 79
046.085	Screwdriver handle for 046.410/411/412, L 109mm, stainless steel	225
046.095	Tweezers with titanium plasma-coated tips, L 105mm, Ti/stainless steel	210
046.108	Service instrument for ratchet, L 50mm, stainless steel	49
046.114C	Cross-tip screwdriver	171, 226
046.119	Ratchet, including service instrument, L 84mm, stainless steel	210, 225, 49
046.147	Diagnostic T, L 65mm, W 33mm, Ti	200
046.148	Implant distance indicator, L 100mm, Ti/stainless steel	200
046.237	NNC Reamer for 45° shoulder, L 17mm, stainless steel / Ti-N	226
046.240	Handle for reamers and Tap for TS, L 65mm, steel/brass	226
046.241	Guide pin for reamer, for synOcta®, L 50mm, stainless steel	226
046.242	Guide pin for reamer, for 048.540-542, L 50mm, stainless steel	226
046.243	Reamer for 45° shoulder, Ø 8.0mm, Ti-N/stainless steel	226
046.244	Guide pin for reamer, for 048.545-546, L 50mm, stainless steel	226
046.245	Polishing protector for RN synOcta® Coping, L 15 mm, stainless steel	76, 80
046.246	Guide pin for reamer, for 048.605, L 50mm, stainless steel	226
046.247	Guide pin for reamer, for 048.606, L 50mm, stainless steel	226
046.249	NNC Guide pin for reamer 046.237, for Solid abutments, L 52.9mm, stainl. steel	226
046.400	SCS Screwdriver, for ratchet, x-short, L 15mm, stainless steel	211, 225, 96
046.401	SCS Screwdriver, for ratchet, short, L 21mm, stainless steel	211, 225, 49, 96
046.402	SCS Screwdriver, for ratchet, long, L 27mm, stainless steel	211, 225, 96
046.410	SCS Screwdriver for handpiece, x-short, L 20mm, stainless steel	211, 225
046.411	SCS Screwdriver for handpiece, short, L 26mm, stainless steel	211, 225, 49
046.412	SCS Screwdriver for handpiece, long, L 32mm, stainless steel	211, 225
046.413V4	LOCATOR® abutment holder sleeve	102, 136, 161, 67, 86
046.415	LOCATOR® core tool, stainless steel with Au	102, 136, 161, 225, 67, 86
046.416	LOCATOR® screwdriver for ratchet, short, length 15.0 mm, stainless steel	102, 136, 161, 225, 67, 86
046.417	LOCATOR® screwdriver for ratchet, length 21.0 mm	102, 136, 161, 225, 67, 86
046.421	Hexagonal screwdriver, L 30mm, stainless steel	211
046.460	Adapter for ratchet, x-short, L 11mm, stainless steel	211
046.461	Adapter for ratchet, short, L 18mm, stainless steel	211
046.462	Adapter for ratchet, long, L 28mm, stainless steel	211

## Index by item number

Art.No.	Article	Page
046.470	Adapter for handpiece, x-short, L 19mm, stainless steel	211
046.471	Adapter for handpiece, short, L 26mm, stainless steel	211
046.472	Adapter for handpiece, long, L 34mm, stainless steel	211
046.500	Osteotome straight, for bone condensation, Ø 2.2mm, stainless steel	223
046.501	Osteotome straight, for bone condensation, Ø 2.8mm, stainless steel	223
046.502	Osteotome straight, for bone condensation, Ø 3.5mm, stainless steel	223
046.503	Osteotome straight, for bone condensation, Ø 4.2mm, stainless steel	223
046.510	Osteotome angled, for bone condensation, Ø 2.2mm, stainless steel	223
046.511	Osteotome angled, for bone condensation, Ø 2.8mm, stainless steel	223
046.512	Osteotome angled, for bone condensation, Ø 3.5mm, stainless steel	223
046.513	Osteotome angled, for bone condensation, Ø 4.2mm, stainless steel	223
046.521	Osteotome straight, for sinus floor elevation, Ø 2.8mm, stainless steel	224
046.522	Osteotome straight, for sinus floor elevation, Ø 3.5mm, stainless steel	224
046.523	Osteotome straight, for sinus floor elevation, Ø 4.2mm, stainless steel	224
046.531	Osteotome angled, for sinus floor elevation, Ø 2.8mm, stainless steel	224
046.532	Osteotome angled, for sinus floor elevation, Ø 3.5mm, stainless steel	224
046.533	Osteotome angled, for sinus floor elevation, Ø 4.2mm, stainless steel	224
046.550	Depth stop for osteotomes, Ø 2.2mm, Ti/stainless steel	223
046.551	Depth stop for osteotomes, Ø 2.8mm, Ti/stainless steel	223, 224
046.552	Depth stop for osteotomes, Ø 3.5mm, Ti/stainless steel	223, 224
046.553	Depth stop for osteotomes, Ø 4.2mm, Ti/stainless steel	223, 224
046.704	Depth Gauge, with distance indicator, Ø 2.2/2.8mm, L 27mm, Ti	208
046.708	SP/NNC/TE Guided Adapter, for handpiece, L 23mm, stainless steel	215
046.709	S Guided Adapter, for handpiece, L 24mm, stainless steel	215
046.710	SP/NNC/TE Guided Adapter, for ratchet, L 16mm, stainless steel	214
046.711	S Guided Adapter, for ratchet, L 17mm, stainless steel	214
046.712V4	T-sleeve, Ø 2.2mm, H 6mm, guided, stainless steel	212
046.786	AS Screwdriver for ratchet, extra-short, L 15mm, stainless steel	211
046.787	AS Screwdriver for ratchet, short, L 21mm, stainless steel	211
046.788	AS Screwdriver for ratchet, long, L 27mm, stainless steel	211
046.789	AS Screwdriver for handpiece, extra-short, L 20mm, stainless steel	211
046.790	AS Screwdriver for handpiece, short, L 26mm, stainless steel	211
046.791	AS Screwdriver for handpiece, long, L 32mm, stainless steel	211
046.792	Screwdriver Handling Aid AS, stainless steel	211
046.795	X-ray Reference Foil, for Mini Implants	200
046.796	Paralleling Post, for Straumann® Mini Implants	22
046.799	Alignment Pin, Ø 2.2mm, L 27mm, TAN	208
046.800	Depth Gauge, Ø 2.8mm, L 27mm, TAN	208
046.802	Depth Gauge, Ø 3.5mm, L 27mm, TAN	208
046.804	Depth Gauge, Ø 4.2mm, L 27mm, TAN	208
048.000V4	Transfer aid for RN synOcta®, angled, short, H 5.5 mm, PC	72
048.002V4	Transfer aid for RN synOcta®, angled, long, H 4 mm, PC	72
048.009	Octa Transfer coping, L 10 mm, Al	168
048.010	RN synOcta® impression cap, screw-retained, with integral guide screw, H 10.1mm, Al/Ti	70
048.013	WN Impression Cap, H 8mm, POM	88, 95
048.016	NN Impression cap with integral guide screw, L 17,5 mm, Al/TAN	169
048.017V4	RN Impression Cap, H 8mm, POM	70, 77
048.0285	RN Healing cap, labial bevel, Ø 5.5mm, H 2mm, Ti	15, 17, 20
048.0295	RN Healing cap, labial bevel, Ø 5.5mm, H 3.5mm, Ti	15, 17, 20
048.0305	WN Healing cap, labial bevel, Ø 7.2mm, H 2mm, Ti	20
048.032	Transfer aid for WN synOcta®, angled, H 5 mm, PC	90
048.0335	RN Healing cap, Ø 5.5mm, H 2mm, Ti	15, 17, 20
048.0345	RN Healing cap, Ø 5.5mm, H 3mm, Ti	15, 17, 20
048.0375	RN Healing cap, Ø 5.5mm, H 4.5mm, Ti	15, 17, 20
048.0385	WN Healing cap, Ø 7.2mm, H 2mm, Ti	20
048.0395	WN Healing cap, Ø 7.2mm, H 3mm, Ti	20
048.047V4	RN Protective Cap for Solid Abutment 048.540, H 5.8mm, PEEK	77
048.048V4	RN Protective Cap for Solid Abutment 048.541, H 7.3mm, PEEK	77
048.049V4	RN Protective Cap for Solid Abutment 048.542, H 8.8mm, PEEK	77
048.050	NN Protective cap with integr.occlusal screw, D 4mm, H 3.4mm, PEEK/TAN	169
048.051	WN Protective Cap for Solid Abutment 048.545, H 6mm, PEEK	95
048.052	WN Protective Cap for Solid Abutment 048.546, H 7.5mm, PEEK	95
048.0535	WN Healing cap, Ø 7.2mm, H 4.5mm, Ti	20
048.054V4	Transfer aid for 048.606, H 6,5 mm, PC	89
048.059V4	Transfer aid for 048.605, H 6,5 mm, PC	71
048.060V4	RN Positioning Cylinder for Solid Abutment, for 048.540, H 10.2mm, POM	77

## Index by item number

Art.No.	Article	Page
048.061V4	RN Positioning Cylinder for Solid Abutment, for 048.541, H 10.2mm, POM	77
048.062V4	RN Positioning Cylinder for Solid Abutment, for 048.542, H 10.2mm, POM	77
048.065	WN Positioning Cylinder for Solid Abutment, for 048.545, H 10mm, POM	95
048.066	WN Positioning Cylinder for Solid Abutment, for 048.546, H 10mm, POM	95
048.070V4	RN synOcta® Positioning Cylinder, H 12mm, POM	70
048.0715	NNC Healing cap, Ø 4mm, H 3mm, Ti	15
048.0745	NNC Healing cap, Ø 4mm, H 4.5mm, Ti	15
048.0825	NNC Healing cap, labial bevel, Ø 4mm, H 2mm, Ti	15
048.088	RN Wax-up sleeve, L 16.3 mm, PEEK	73
048.088-04	RN Wax-up Hülse, L 16.3 mm, PEEK	73
048.089	WN Wax-up sleeve, L 16.4 mm, PEEK	90
048.089-04	WN Wax-up Hülse, L 16.4 mm, PEEK	90
048.090	RN synOcta® Impression post, with integral guide screw, H 21.0 mm, Al/Ti	70
048.091	WN synOcta® impression cap, screw-retained, with integral guide screw, H 10mm, Al	88
048.093V4	RN synOcta® Impression Cap, one-part, for bar with synOcta® 1.5, H 5mm, POM	80
048.095	WN synOcta® Positioning Cylinder, H 12mm, POM	88
048.108	Analog for RN Bar constructions, w. synOcta® 1.5, L 11.5mm, stainless steel	168, 70, 80
048.117V4	Analog for individualized RN Solid Abutments, 2 pieces, PPS/brass	77
048.124	Analog for RN synOcta®, L 12mm, grey w. red stripe, stainless steel	70
048.127	NNC Implant analog, L 12.5mm, Ti	56
048.128	NNC Impression post, for open tray, H 10.1mm, TAN	56
048.129	Repositionable Implant Analog RN	70, 73
048.130	NN Analog, L 14mm, stainless steel	169
048.134	NNC Impression post, closed tray, H 10.9mm, TAN/POM	56
048.137	NNC Wax-up sleeve, L 12.75 mm, PEEK	58
048.137V4	NNC Wax-up sleeve, L 12.75 mm, PEEK	58
048.140	Shoulder Analog for WN Solid Abutment, L 10mm, Al	95
048.155	NNC Solid abutment driver, short, L 13mm, stainless steel	225, 61
048.156	NNC Solid abutment driver, long, L 19mm, stainless steel	225, 61
048.160	RN Analog for Solid Abutment 048.540, L 14.3mm, yellow, Al	77
048.161	RN Analog for Solid Abutment 048.541, L 15.8mm, grey, Al	77
048.162	RN Analog for Solid Abutment 048.542, L 17.3mm, blue, Al	77
048.165	WN Analog for Solid Abutment 048.545, L 16mm, green, Al	95
048.166	WN Analog for Solid Abutment 048.546, L 17.5mm, brown, Al	95
048.168	CARES® RN Mono Scanbody, D 4.8 mm, H 10 mm, PEEK, TAN	70, 73
048.169	CARES® WN Mono Scanbody, D 6.5 mm, H 10 mm, PEEK, TAN	88, 90
048.171	WN synOcta® Analog, L 12mm, stainless steel	88
048.172	Repositionable Implant Analog WN	88, 90
048.173	CARES® NNC Mono Scanbody, D 3.5 mm, H 10 mm, PEEK, TAN	56, 58
048.175	RN LOCATOR® abutment, height 1.0 mm, titanium alloy, TiN coating	84
048.176	RN LOCATOR® abutment, height 2.0 mm, titanium alloy, TiN coating	84
048.177	RN LOCATOR® abutment, height 3.0 mm, titanium alloy, TiN coating	84
048.178	RN LOCATOR® abutment, height 4.0 mm, titanium alloy, TiN coating	84
048.179	RN LOCATOR® abutment, height 5.0 mm, titanium alloy, TiN coating	84
048.180	RN LOCATOR® abutment, height 6.0 mm, titanium alloy, TiN coating	84
048.181V4	LOCATOR® zero retention ext range, gray	101, 135, 160, 66, 85
048.182V2	LOCATOR® Male processing package, extended range, titanium/nylon	101, 135, 160, 66, 85
048.183	WN LOCATOR®, solid abutment, tissue cuff height 1.0 mm, titanium alloy, TiN coating	100
048.184	WN LOCATOR®, solid abutment, tissue cuff, height 2.0mm, titanium alloy, TiN coating	100
048.185	WN LOCATOR®, solid abutment, tissue cuff height 3.0 mm, titanium alloy, TiN coating	100
048.186	WN LOCATOR®, abutment, tissue cuff height 4.0 mm, titanium alloy, TiN coating	100
048.187	WN LOCATOR®, abutment, tissue cuff height 5.0 mm, titanium alloy, TiN coating	100
048.188V4	LOCATOR® Replacement male, extended range, orange, height 1.7 mm, nylon	101, 135, 160, 66, 85
048.189V2	LOCATOR® male processing package, titanium/nylon	101, 135, 160, 66, 85
048.190V4	LOCATOR® replacement male, clear, 0°–10°, 5 lbs, 2.27 kg, H 1.7mm, nylon	101, 135, 160, 66, 85
048.191V4	LOCATOR® replacement male, light retention, pink, height 1.7 mm, nylon	101, 135, 160, 66, 85
048.192V4	LOCATOR® replacement male, extra light retention, blue, height 1.7 mm, nylon	101, 135, 160, 66, 85
048.193V4	LOCATOR® replacement male, extended range, green, height 1.7 mm, nylon	101, 135, 160, 66, 85
048.194V4	LOCATOR® replacement male, extra light retention, ext. range, red, height 1.7 mm, nylon	101, 135, 160, 66, 85
048.195V4	LOCATOR® black processing male	102, 136, 161, 67, 86
048.196V20	LOCATOR® block-out spacer, silicon	102, 136, 161, 67, 86
048.197V4	LOCATOR® impression coping, aluminium housing with black male LDPE	100, 134, 159, 65, 84
048.198V4	LOCATOR® female analog, ø 5.0 mm, aluminium	100, 84
048.199V4	LOCATOR® parallel post, LDPE	102, 136, 161, 67, 86
048.200	LOCATOR® angle measurement guide, stainless steel	102, 136, 161, 67, 86
048.218V4	LOCATOR® processing spacer	102, 136, 161, 67, 86

Index by item number

Art.No.	Article	Page
048.220C	Plastic coping for abutment 8°	170
048.227	RN synOcta® Plastic Coping for synOcta® 1.5, for bridge/bar, H 10mm, POM	76, 80
048.229	RN synOcta® Plastic Coping for synOcta® 1.5, for crown, H 10mm, POM	76
048.232C	TS Gold coping for Octa	170
048.242	WN Temporary abutment, D 10mm, H 10mm, VITA CAD-Temp®	89
048.243	WN synOcta® Plastic Coping for 048.606, for crown, H 7.35mm, POM	89
048.244	WN synOcta® Plastic Coping for 048.606, for bridge, H 7.35mm, POM	89
048.245	RN Plastic coping for Solid Abutment, crown, H 10mm, POM	78
048.246	RN Plastic coping for Solid Abutment, bridge, H 10mm, POM	78
048.247	WN Plastic coping for Solid Abutment, crown, H 7mm, POM	96
048.248	WN Plastic coping for Solid Abutment, bridge, H 7mm, POM	96
048.256	NNC Plastic coping, for 048.598, for crown, H 7mm, POM	57
048.257	NNC Plastic coping, for 048.598, for bridge, H 7mm, POM	57
048.258	NNC Plastic coping, for 048.621/ 048.622, for crowns & bridges, H 7.2mm, POM	57
048.263	NNC Plastic coping for Solid abutment, for crown, H 10.2mm, POM	61
048.264	NNC Plastic coping for Solid abutment, for bridge, H 10.2mm, POM	61
048.267	NNC Burn-out coping, for Variobase® Abutment, POM	60
048.267V4	NNC Burn-out coping, for Variobase® Abutment, POM	60
048.268	RN Burn-out coping, for Variobase® Abutment, POM	75
048.268V4	RN Burn-out coping, for Variobase® Abutment, POM	75
048.269	WN Burn-out coping, for Variobase® Abutment, POM	93
048.269V4	WN Burn-out coping, for Variobase® Abutment, POM	93
048.275V4	RN PLAN LOCATOR® Abutment, H 1mm, POM	104
048.276V4	RN PLAN LOCATOR® Abutment, H 2mm, POM	104
048.277V4	RN PLAN LOCATOR® Abutment, H 3mm, POM	104
048.278V4	RN PLAN LOCATOR® Abutment, H 4mm, POM	104
048.279V4	RN PLAN LOCATOR® Abutment, H 5mm, POM	104
048.280V4	RN Novaloc® Plan Abutment, H 1-6 mm, POM	104
048.283V4	WN PLAN LOCATOR® Abutment, H 1mm, POM	105
048.284V4	WN PLAN LOCATOR® Abutment, H 2mm, POM	105
048.285V4	WN PLAN LOCATOR® Abutment, H 3mm, POM	105
048.286V4	WN PLAN LOCATOR® Abutment, H 4mm, POM	105
048.287V4	WN PLAN LOCATOR® Abutment, H 5mm, POM	105
048.304C	Occlusal screw, L 15 mm	170
048.312C	TPS Occlusal screw, L 8 mm	170
048.313	NNC Basal screw, L 7.1mm, TAN	229, 56, 58, 59, 60
048.314	NNC Basal Screw, for cementable abutments, L 7.1mm, TAN	229, 57
048.324S	NNC Closure cap, Ø 2.6mm, H 0mm, Ti	15
048.324SV4	NNC Closure cap, Ø 2.6mm, H 0mm, Ti	15
048.325S	NNC Closure cap, Ø 4mm, H 1.5mm, Ti	15
048.325SV4	NNC Closure cap, Ø 4mm, H 1.5mm, Ti	15
048.350	SCS Occlusal screw, L 4.4mm, Ti	221, 223, 224, 229, 72, 76, 80, 94
048.350V4	SCS Occlusal screw, L 4.4mm, Ti	223, 224, 229, 72, 76, 80, 94
048.354	RN Occlusal screw, for ceramic only, L 5 mm, TAN	229, 74
048.354V4	RN Occlusal screw, for ceramic only, L 5 mm, TAN	229, 74
048.356	synOcta® Basal screw, L 6,7 mm, TAN	229, 71, 74, 74, 75, 89, 91, 92, 93
048.360V4	SCS Guide screw for RN synOcta® Bar coping, cannot be shortened, L 6 mm, Ti	229
048.361V4	SCS Guide screw for RN synOcta® Bar coping, can be shortened by 1.6 mm, L 6 mm, Ti	229
048.362V4	SCS Guide screw for 048.240/241, cannot be shortened, L 8 mm, Ti	229, 76
048.363V4	SCS Guide screw for 048.240/241, can be shortened by 2 mm, L 8 mm, Ti	229, 76
048.364V4	SCS Guide screw, can be shortened by 2 mm, L 10 mm, Ti	229
048.365V4	SCS Guide screw, can be shortened by 2 mm, L 12 mm, Ti	168, 229
048.366V4	SCS Guide screw, can be shortened by 2 mm, L 14 mm, Ti	229
048.371S	RN Closure cap, Ø 3.5mm, H 0mm, Ti	15, 17, 20
048.371SV4	RN Closure cap, Ø 3.5mm, H 0mm, Ti	15, 17, 20
048.373S	RN Closure cap, Ø 6mm, H 1.5mm, Ti	15, 17, 20
048.373SV4	RN Closure cap, Ø 6mm, H 1.5mm, Ti	15, 17, 20
048.375S	WN Closure cap, Ø 4.3mm, H 0mm, Ti	20
048.377	NNC Variobase® for Bridge/Bar Cylindrical, incl. screw, Ø 4.2mm, AH 3.5mm, TAN	60
048.378	RN Variobase® for Bridge/Bar Cylindrical, incl. screw, Ø 5mm, AH 3.5mm, TAN	75
048.379	WN Variobase® for Bridge/Bar Cylindrical, incl. screw, Ø 7mm, AH 3.5mm, TAN	93
048.380	NNC Burn-out Coping, for Variobase® for Bridge/Bar Cylindrical, POM	60
048.380V4	NNC Burn-out Coping, for Variobase® for Bridge/Bar Cylindrical, POM	60
048.381	RN Burn-out Coping, for Variobase® for Bridge/Bar Cylindrical, POM	75
048.381V4	RN Burn-out Coping, for Variobase® for Bridge/Bar Cylindrical, POM	75
048.382	WN Burn-out Coping, for Variobase® for Bridge/Bar Cylindrical, POM	93

## Index by item number

Art.No.	Article	Page
048.382V4	WN Burn-out Coping, for Variobase® for Bridge/Bar Cylindrical, POM	93
048.404C	Octa Abutment, H 1.5 mm	170
048.424C	Pin abutment	170
048.448C	TS Superstructure for Octa	170
048.483C	Abutment, 15° angled	170
048.484C	Abutment, 20° angled	170
048.501	NNC Post for temporary restoration, crown, H 10.3mm, TAN	56
048.502	NNC Post for temporary restoration, bridge, H 10.3mm, TAN	56
048.505	NN Coping, H 9mm, Ti	169
048.527	NNC Analog for Solid abutment, for 048.547, H 14.3mm, TAN	61
048.528	NNC Analog for Solid abutment, for 048.548, H 15.8mm, TAN	61
048.529	NNC Analog for Solid abutment, for 048.549, H 17.3mm, TAN	61
048.540	RN Solid Abutment 6°, H 4mm, yellow, Ti	78
048.541	RN Solid Abutment 6°, H 5.5mm, grey, Ti	78
048.542	RN Solid Abutment 6°, H 7mm, blue, Ti	78
048.545	WN Solid Abutment 6°, H 4mm, green, Ti	96
048.546	WN Solid Abutment 6°, H 5.5mm, brown, Ti	96
048.547	NNC Solid abutment, H 4mm, yellow, Ti	61
048.548	NNC Solid abutment, H 5.5mm, gray, Ti	61
048.549	NNC Solid abutment, H 7mm, blue, Ti	61
048.550	NN Coping 15° angled, H 8,8 mm, Ti	169
048.551	NN Coping 20° angled, H 8,8 mm, Ti	169
048.579	NNC Impression cap, H 8mm, POM	61
048.581	NNC LOCATOR® Abutment, H 1mm, Ti alloy with TiN coating	65
048.582	NNC LOCATOR® Abutment, H 2mm, Ti alloy with TiN coating	65
048.583	NNC LOCATOR® Abutment, H 3mm, Ti alloy with TiN coating	65
048.584	NNC LOCATOR® Abutment, H 4mm, Ti alloy with TiN coating	65
048.585	NNC LOCATOR® Abutment, H 5mm, Ti alloy with TiN coating	65
048.586	NNC LOCATOR® Abutment, H 6mm, Ti alloy with TiN coating	65
048.587	NNC Positioning cylinder for 048.547, H 10.2mm, POM	61
048.588	NNC Positioning cylinder for 048.548, H 10.2mm, POM	61
048.589	NNC Positioning cylinder for 048.549, H 10.2mm, POM	61
048.592	NNC Gold abutment, crown, H 3.6mm, Ceramicor® / TAN / POM	59
048.593	NNC Gold abutment, bridge, H 3.6mm, Ceramicor® / TAN / POM	59
048.598	NNC Cementable abutment, straight, for crowns/bridges, H 5.7mm, Ti	57
048.601	RN synOcta® 1.5 screw-retained Abutment, H 1.5mm, TAN	76, 80
048.603	WN synOcta® 1.5 screw-retained Abutment, H 1.5mm, TAN	94
048.605	RN synOcta® Cementable Abutment, for crowns/bridges, H 5.5mm, Ti	71
048.606	WN synOcta® Cementable Abutment, H 5.5mm, Ti	89
048.608	WN synOcta® angled Abutment, Type A, angled 15°, H 5.5mm, Ti	90
048.609	WN synOcta® angled Abutment, Type B, angled 15°, H 5.5mm, Ti	90
048.610	RN synOcta® angled Abutment, long, Type A, angled 15°, H 6.7mm, Ti	72
048.611	RN synOcta® angled Abutment, long, Type B, angled 15°, H 6.7mm, Ti	72
048.612	RN synOcta® angled Abutment, short, Type A, angled 15°, H 5.7mm, Ti	72
048.613	RN synOcta® angled Abutment, short, Type B, angled 15°, H 5.7mm, Ti	72
048.615	RN synOcta® angled Abutment, long, Type A, angled 20°, H 6.7mm, Ti	72
048.616	RN synOcta® angled Abutment, long, Type B, angled 20°, H 6.7mm, Ti	72
048.617	RN synOcta® angled Abutment, short, Type A, angled 20°, H 5.7mm, Ti	72
048.618	RN synOcta® angled Abutment, short, Type B, angled 20°, H 5.7mm, Ti	72
048.621	NNC Cementable abutment, angled 15°, type A, H 5.9mm, Ti	57
048.622	NNC Cementable abutment, angled 15°, type B, H 5.9mm, Ti	57
048.632	RN synOcta® gold coping, bridge, for synOcta 1.5, H 4.25mm, Ceramicor®/POM	76
048.633	RN synOcta® gold coping, crown, for synOcta 1.5, H 4.25mm, Ceramicor®/POM	76
048.635	NN Gold coping, cast-on, H 10mm, Ceramicor®/POM	169
048.638	WN synOcta® gold coping, bridge, for synOcta 1.5, H 4.75mm, Ceramicor®/POM	94
048.639	WN synOcta® gold coping, crown, for synOcta 1.5, H 4.75mm, Ceramicor®/POM	94
048.642	RN synOcta® gold Abutment, crown, H 14.1mm, Ceramicor®/POM	74
048.644	WN synOcta® gold Abutment, crown, H 14.1mm, Ceramicor®/POM	92
048.654	RN Temporary Coping for Solid Abutment, bridge, H 8.5mm, PMMA	77
048.655	RN Temporary Coping for Solid Abutment, crown, H 8.5mm, PMMA	77
048.656	WN Temporary Coping for Solid Abutment, bridge, H 7.3mm, PMMA	95
048.657	WN Temporary Coping for Solid Abutment, crown, H 7.3mm, PMMA	95
048.658	NNC Temporary coping for Solid abutment, for crown, H 8.5mm, PMMA	61
048.659	NNC Temporary coping for Solid abutment, for bridge, H 8.5mm, PMMA	61
048.662	RN synOcta® Plastic Coping for 048.605, for bridge, H 7mm, POM	71
048.663	RN synOcta® Plastic Coping for 048.605, for crown, H 7mm, POM	71

Index by item number

Art.No.	Article	Page
048.664	RN Temporary abutment, D 7mm, H 10mm, VITA CAD-Temp®	71
048.666	WN synOcta® Plastic Coping, Bridge, H 10mm, POM	94
048.667	WN synOcta® Plastic Coping, Crown, H 10mm, POM	94
048.669	NN Temporary Coping, H 10mm, PEEK/TAN	169
048.670	Extension shell for angled RN synOcta® Abutment, H 5.5mm, POM	72
048.676V4	Plastic shoulder for RN synOcta® angled, angled 15° or 20°, H 4mm, POM	72
048.678	Plastic shoulder for WN synOcta® angled, angled 15°, H 4mm, POM	90
048.699	NNC Temporary abutment, D 5mm, H 10mm, VITA CAD-Temp®	56
048.700	NNC Protective cap for Solid abutment, for 048.547, H 5.6mm, PEEK	61
048.701	NNC Protective cap for Solid abutment, for 048.548, H 7.1mm, PEEK	61
048.702	NNC Protective cap for Solid abutment, for 048.549, H 8.6mm, PEEK	61
048.709	NNC Variobase® Abutment, with screw, D 3.9mm, H 3.75mm, TAN	60
048.710	RN Variobase® Abutment, with screw, D 5.05mm, H 4mm, TAN	75
048.711	WN Variobase® Abutment, with screw, D 7mm, H 4.5mm, TAN	93
048.715	RN synOcta® Post for temporary restorations, for crown, H 9mm, Ti	71
048.716	RN synOcta® Post for temporary restorations, for bridge, H 9mm, Ti	71
048.717	WN synOcta® Post for temporary restorations, for crown, H 9mm, Ti	89
048.718	WN synOcta® Post for temporary restorations, for bridge, H 9mm, Ti	89
048.802	RN Gold Abutment, for bridge, H 12.3mm, Ceramicor®/POM/TAN	74
048.803	WN Gold Abutment, for bridge, H 12.5mm, Ceramicor®/POM/TAN	92
048.804V2	LOCATOR® Bar Abutment, Pack of 2	100, 134, 159, 65, 84
048.805V10	LOCATOR® Bar Male Processing Package, Pack of 10	101, 135, 160, 66, 85
048.805V2	LOCATOR® Bar Male Processing Package, Pack of 2	101, 135, 160, 66, 85
048.806	NNC Novaloc® Abutment, straight 0°, H 1mm, TAV	62
048.807	NNC Novaloc® Abutment, straight 0°, H 2mm, TAV	62
048.808	NNC Novaloc® Abutment, straight 0°, H 3mm, TAV	62
048.809	NNC Novaloc® Abutment, straight 0°, H 4mm, TAV	62
048.810	NNC Novaloc® Abutment, straight 0°, H 5mm, TAV	62
048.811	NNC Novaloc® Abutment, straight 0°, H 6mm, TAV	62
048.812	RN Novaloc® Abutment, straight 0°, H 1mm, TAV	81
048.813	RN Novaloc® Abutment, straight 0°, H 2mm, TAV	81
048.814	RN Novaloc® Abutment, straight 0°, H 3mm, TAV	81
048.815	RN Novaloc® Abutment, straight 0°, H 4mm, TAV	81
048.816	RN Novaloc® Abutment, straight 0°, H 5mm, TAV	81
048.817	RN Novaloc® Abutment, straight 0°, H 6mm, TAV	81
048.818	WN Novaloc® Abutment, straight 0°, H 1mm, TAV	97
048.819	WN Novaloc® Abutment, straight 0°, H 2mm, TAV	97
048.820	WN Novaloc® Abutment, straight 0°, H 3mm, TAV	97
048.821	WN Novaloc® Abutment, straight 0°, H 4mm, TAV	97
048.822	WN Novaloc® Abutment, straight 0°, H 5mm, TAV	97
048.823	WN Novaloc® Abutment, straight 0°, H 6mm, TAV	97
048.832	RN Novaloc® Abutment, angled 15°, H 2mm, TAV	81
048.833	RN Novaloc® Abutment, angled 15°, H 3mm, TAV	81
048.834	RN Novaloc® Abutment, angled 15°, H 4mm, TAV	81
048.835	RN Novaloc® Abutment, angled 15°, H 5mm, TAV	81
048.836	RN Novaloc® Abutment, angled 15°, H 6mm, TAV	81
048.837	WN Novaloc® Abutment, angled 15°, H 2mm, TAV	97
048.838	WN Novaloc® Abutment, angled 15°, H 3mm, TAV	97
048.839	WN Novaloc® Abutment, angled 15°, H 4mm, TAV	97
048.840	WN Novaloc® Abutment, angled 15°, H 5mm, TAV	97
048.841	WN Novaloc® Abutment, angled 15°, H 6mm, TAV	97
048.842	NNC Novaloc® Abutment, angled 15°, H 2mm, Type A, TAV	62
048.843	NNC Novaloc® Abutment, angled 15°, H 3mm, Type A, TAV	62
048.844	NNC Novaloc® Abutment, angled 15°, H 4mm, Type A, TAV	62
048.845	NNC Novaloc® Abutment, angled 15°, H 5mm, Type A, TAV	62
048.846	NNC Novaloc® Abutment, angled 15°, H 6mm, Type A, TAV	62
048.847	NNC Novaloc® Abutment, angled 15°, H 2mm, Type B, TAV	62
048.848	NNC Novaloc® Abutment, angled 15°, H 3mm, Type B, TAV	62
048.849	NNC Novaloc® Abutment, angled 15°, H 4mm, Type B, TAV	62
048.850	NNC Novaloc® Abutment, angled 15°, H 5mm, Type B, TAV	62
048.851	NNC Novaloc® Abutment, angled 15°, H 6mm, Type B, TAV	62
048.852V4	WN Novaloc® Plan Abutment, straight 0°, H 1-6mm, POM	105
048.853V4	RN Novaloc® Plan Abutment, angled 15°, H 2-6mm, POM	104
048.854V4	WN Novaloc® Plan Abutment, angled 15°, H 2-6mm, POM	105
048.855V4	NNC Novaloc® Plan Abutment, angled 15°, H 2-6mm, Type A, POM	103
048.856V4	NNC Novaloc® Plan Abutment, angled 15°, H 2-6mm, Type B, POM	103

## Index by item number

Art.No.	Article	Page
048.857V2	Novaloc® Bar Abutment, TAV	131, 156, 62, 81, 97
048.862	RN Impression Post Closed Tray, with 1 guide screw & 2 caps, Al/Ti/POM	70
048.864	RN Impression Post Closed Tray, abutment level, for RN synOcta® 1.5 Abutment, Al/Ti/POM	70
048.866	RN Impression Post Open tray, abutment level, for RN synOcta® 1.5 Abutment, Al/Ti	70
048.869	WN Impression Post Open Tray, abutment level, for WN synOcta® 1.5 Abutment, Al/Ti	88
048.870	WN Impression Post Closed Tray, with 1 guide screw & 2 caps, Al/Ti/POM	88
048.871	WN Impression post closed tray, abutment level, for WN synOcta® 1.5 Abutment, Al/Ti/POM	88
048.872	WN Implant Analog for synOcta® Abutment, abutment level, straight 0°, Ø6.5mm, stainless steel	88
048.876	NNC Variobase® for Crown AS, incl. screw, Ø 4.2mm, AH 3.8mm, TAN	60
048.877	RN Variobase® for Crown AS, incl. screw, Ø 5.1mm, AH 4mm, TAN	75
048.878	WN Variobase® for Crown AS, incl. screw, Ø 7mm, AH 4.5mm, TAN	93
048.879	NNC Variobase® for Crown AS, incl. screw, Ø 4.2mm, AH 5.8mm, TAN	60
048.880	RN Variobase® for Crown AS, incl. screw, Ø 5.1mm, AH 6mm, TAN	75
048.881	WN Variobase® for Crown AS, incl. screw, Ø 7mm, AH 6,5mm, TAN	93
048.896	NNC Burn-out Coping, 25°, Variobase® for Crown AS, POM	60
048.897	RN Burn-out Coping, 25°, Variobase® for Crown AS, POM	75
048.898	WN Burn-out Coping, 25°, Variobase® for Crown AS, POM	93
048.899	NNC Screw AS, L 7.5mm, Ti	229, 58, 60
048.904	Tissue Level PLAN Set, 278x124x33 mm, PC	103
048.905	Tissue Level PLAN cassette, empty, 278x124x33mm, polymer	103
048.906	RN/WN Screw AS, L 6.7mm, Ti	229, 74, 75, 91, 93
048.916V4	RN synOcta® angled PLAN Abutment, short, Type A, angled 15°, POM	104
048.917V4	RN synOcta® angled PLAN Abutment, short, Type B, angled 15°, POM	104
048.918V4	RN synOcta® angled PLAN Abutment, short, Type A, angled 20°, POM	104
048.919V4	RN synOcta® angled PLAN Abutment, short, Type B, angled 20°, POM	104
048.921V4	RN synOcta® Transversal PLAN Abutment, POM	104
048.922V4	RN synOcta® angled PLAN Abutment, Type A, angled 15°, POM	104
048.923V4	RN synOcta® angled PLAN Abutment, Type B, angled 15°, POM	104
048.924V4	RN synOcta® angled PLAN Abutment, Type A, angled 20°, POM	104
048.925V4	RN synOcta® angled PLAN Abutment, Type B, angled 20°, POM	104
048.926V4	RN PLAN Solid Abutment, H 4mm, POM	104
048.927V4	RN PLAN Solid Abutment, H 5.5mm, POM	104
048.928V4	RN PLAN Solid Abutment, H 7mm, POM	104
048.929V4	RN synOcta® 1.5 screw-retained PLAN Abutment, POM	104
048.930V4	RN synOcta® Cementable PLAN Abutment, POM	104
048.931V4	WN synOcta® 1.5 screw-retained PLAN Abutment, POM	105
048.932V4	WN synOcta® Cementable PLAN Abutment, POM	105
048.933V4	WN synOcta® angled PLAN Abutment, Type A, angled 15°, POM	105
048.934V4	WN synOcta® angled PLAN Abutment, Type B, angled 15°, POM	105
048.938V4	WN PLAN Solid Abutment 6°, H 4mm, green, POM	105
048.939V4	WN PLAN Solid Abutment 6°, H 5.5mm, brown, POM	105
048.940V4	Bite registration aid, short, D 5 mm, H 8 mm, POM	70, 88
048.941V4	Bite registration aid, long, D 5 mm, H 12 mm, POM	70, 88
048.943V4	NNC PLAN Cementable abutment, straight, for crown/bridge, H 5.7mm, POM	103
048.944V4	NNC PLAN Cementable abutment, angled 15°, type A, H 5.9mm, POM	103
048.945V4	NNC PLAN Cementable abutment, angled 15°, type B, H 5.9mm, POM	103
048.946V4	NNC PLAN LOCATOR® abutment, H 1mm, POM	103
048.947V4	NNC PLAN LOCATOR® abutment, H 2mm, POM	103
048.948V4	NNC PLAN LOCATOR® abutment, H 3mm, POM	103
048.949V4	NNC PLAN LOCATOR® abutment, H 4mm, POM	103
048.950V4	NNC PLAN LOCATOR® abutment, H 5mm, POM	103
048.951V4	NNC Novaloc® Plan Abutment, H 1-6 mm, POM	103
048.952V4	NNC PLAN Solid Abutment, H 4mm, POM	103
048.953V4	NNC PLAN Solid Abutment, H 5.5mm, POM	103
048.954V4	NNC PLAN Solid Abutment, H 7mm, POM	103
048.960V4	NNC Bite registration aid, H 8mm, POM	56
048.961V4	NNC Bite registration aid, H 12mm, POM	56
049.071	Guide sleeve for implants Ø 4.1mm & Ø 3.5mm, Ø 4.2mm, L 5.6mm, stainless steel	221
049.076V4	X-ray reference sphere, Ø 5.0mm, stainless steel	200, 228
049.082	Guide cylinder for implants Ø 3.3mm & Ø 3.5mm, Ø 3.6mm, L 10.5mm, stainless steel	209, 221
049.083	Guide cylinder for implants Ø 4.1mm, Ø 4.2mm, L 10.5mm, stainless steel	221
049.154	Transversal screw for 048.620, D 2 mm, L 3 mm, TAV	170
049.167	Guide cylinder for implant Ø 4.8mm, Ø 4.9mm, L 10.5mm, stainless steel	221
049.177	NN Occlusal screw, L 5mm, D 1.8mm, TAN	169
049.181	SCS Occlusal screw for guiding sleeve, and post for temp. restorations, L 7.6 mm, TAN	221, 229, 71, 89
049.182	SCS Guiding cylinder for NN implant Ø 3.3mm, L 5mm, Ti/stainless steel	221

Index by item number

Art.No.	Article	Page
049.360	SCS Guiding cylinder for NNC implant Ø 3.3mm, L 10.1mm, stainless steel	221
049.361	48h Explantation device for STL implant NNC, L 31.4mm, stainless steel	222
049.810V4	Drill sleeve with collar, inner Ø 2.4mm, outer Ø 3.5mm, L 10mm, Ti	228
049.816V4	Pin for 049.810, Ø 2.2mm, L 16mm, Ti	228
049.817V4	Pin for 049.810, Ø 2.2mm, L 10mm, Ti	228
049.818V4	Stepped pin for 049.810, Ø 2.2mm/3.5mm, L 16mm, Ti	228
049.819V4	Pin for 049.810, Ø 3.5mm, L 16mm, Ti	228
049.850	Guide sleeve for implants Ø 3.3mm, Ø 3.6mm, L 4.5mm, stainless steel	221
049.851	Guide sleeve for implants Ø 4.8mm, Ø 4.9mm, L 6.4mm, stainless steel	221
066.1301	X Pilot VeloDrill, guided, Ø 2.2mm, short, stainless steel	205, 212
066.1302	X VeloDrill, guided, Ø 2.8mm, short, stainless steel	206, 213
066.1304	X VeloDrill, guided, Ø 3.5mm, short, stainless steel	206, 213
066.1306	X VeloDrill, guided, Ø 4.2mm, short, stainless steel	206, 213
066.1501	X Pilot VeloDrill, guided, Ø 2.2mm, medium, stainless steel	212
066.1502	X VeloDrill, guided, Ø 2.8mm, medium, stainless steel	213
066.1504	X VeloDrill, guided, Ø 3.5mm, medium, stainless steel	213
066.1506	X VeloDrill, guided, Ø 4.2mm, medium, stainless steel	213
066.1701	X Pilot VeloDrill, guided, Ø 2.2mm, long, stainless steel	205, 212
066.1702	X VeloDrill, guided, Ø 2.8mm, long, stainless steel	206, 213
066.1704	X VeloDrill, guided, Ø 3.5mm, long, stainless steel	206, 213
066.1706	X VeloDrill, guided, Ø 4.2mm, long, stainless steel	206, 213
070.008	Straumann® MembraneFlex 10x20mm	179
070.009	Straumann® MembraneFlex 20x30mm	179
070.010	Straumann® MembraneFlex 30x40mm	179
070.198	Straumann® BoneCeramic™ 400-700 µm, 0.25 g	176
070.199	Straumann® BoneCeramic™ 500-1000 µm, 0.5 g	176
070.200	Straumann® BoneCeramic™ 500-1000 µm, 1.0 g	176
075.098W	Straumann® Emdogain®, 5 x 0.15 ml (30 mg/ml)	182
075.101W	Straumann® Emdogain®, 1 x 0.3 ml (30 mg/ml)	182
075.102W	Straumann® Emdogain®, 1 x 0.7 ml (30mg/ml)	182
075.114W	Straumann® Emdogain® Multipack, Straumann® Emdogain® 3 x 0.3 ml (30 mg/ml), Straumann® PrefGel® 3 x 0.6 ml (24% EDTA)	182
075.116W	Straumann® Emdogain® Multipack, Straumann® Emdogain® 3 x 0.7 ml (30 mg/ml), Straumann® PrefGel® 3 x 0.6 ml (24% EDTA)	182
075.127W	Straumann® Emdogain®, 1 x 0.15 ml (30mg/ml)	182
075.130W	Straumann® Emdogain® for Flapless Use, 0.15 ml	182
075.131	Straumann® Emdogain® for Flapless Use, 0.3 ml	182
075.203W	Straumann® PrefGel®, 5 x 0.6 ml (24% EDTA)	182
120.0033	Set 5:1 Bone Level Implant	231
140.024	5:1 Model, ITI® synOcta®system, plastic case	231
140.032	Clear model mandible	234
140.049	Clear model mandible, with 4 implants	234
140.055	Membranette	227
140.122	Straumann® Standard Plus NNC implant, 5:1 Model Box	231
150.215	x-ray template for Standard and Standard Plus Implants	200
150.216	x-ray template for Bone Level Implants	200
170.1-OPT	Adapter Optiloc® for handpiece, length 26mm	22
170.2-OPT	Adapter Optiloc® for Adapter, length 17mm	22
2010.101-NOV	Novaloc® Equipment Box with 3 Instruments	133, 158, 64, 83, 99
2010.601-NOV	Novaloc® Processing Package titanium, 2 pieces	132, 157, 63, 82, 98
2010.611-NOV	Novaloc® Processing Package PEEK, 2 pieces	132, 157, 63, 82, 98
2010.701-NOV	Novaloc® Matrix housing, titanium, (incl. Processing Insert), 4 pieces	132, 157, 63, 82, 98
2010.702-NOV	Novaloc® Matrix housing, PEEK, (incl. black Processing insert), 4 pieces	132, 157, 63, 82, 98
2010.703-NOV	Novaloc® Matrix Housing – Extended, (incl. Processing insert), 4 pieces	132, 157, 63, 82, 98
2010.710-NOV	Novaloc® Retention insert red, (extra-light), 4 pieces	132, 157, 63, 82, 98
2010.711-NOV	Novaloc® Retention insert white, (light), 4 pieces	132, 157, 63, 82, 98
2010.712-NOV	Novaloc® Retention insert yellow, (medium), 4 pieces	132, 157, 63, 82, 98
2010.713-NOV	Novaloc® Retention insert green, (strong), 4 pieces	132, 157, 63, 82, 98
2010.714-NOV	Novaloc® Retention insert blue, (extra-strong), 4 pieces	132, 157, 63, 82, 98
2010.715-NOV	Novaloc® Retention insert black, (ultra-strong), 4 pieces	132, 157, 63, 82, 98
2010.720-NOV	Novaloc® Model Analog – Angled 15°, red, 4 pieces	131, 156, 62, 81, 97
2010.721-NOV	Novaloc® Model Analog blue, 4 pieces	131, 156, 62, 81, 97
2010.722-NOV	Novaloc® Impression Coping, red, 4 pieces	131, 156, 62, 81, 97
2010.723-NOV	Novaloc® Block Out Spacer, white, 4 pieces	133, 158, 64, 83, 99
2010.724-NOV	Novaloc® Processing Collar, white, 10 pieces	133, 158, 64, 83, 99
2010.725-NOV	Novaloc® Processing Insert, white, 4 pieces	133, 158, 64, 83, 99
2010.731-NOV	Novaloc® Processing Insert Removal Instrument, (blue)	133, 158, 64, 83, 99
2010.741-NOV	Novaloc® Retention Insert Instrument, (brown)	133, 158, 64, 83, 99



## Index by item number

Art.No.	Article	Page
2101.751-NOV	Novaloc® Matrix Housing Extraction Instrument, (grey)	133, 158, 64, 83, 99
2102.0001-OPT	Optiloc® matrix housing, titanium, 4pcs	23
2102.0003-OPT	Optiloc® Retention insert, extra-light, red, 4 pcs.	23
2102.0004-OPT	Optiloc® Retention insert, white, light, 4 pcs.	23
2102.0005-OPT	Optiloc® Retention insert, yellow, medium, 4 pcs.	23
2102.0006-OPT	Optiloc® Retention insert, green, strong, 4 pcs.	23
2102.0007-OPT	Optiloc® Retention insert, blue, extra-strong, 4 pcs.	23
2102.0008-OPT	Optiloc® Retention insert, black, 4 pcs.	23
2102.0009-OPT	Optiloc® matrix housing, titanium, elliptic, 4 pcs.	23
2102.0010-OPT	Optiloc® Matrix Housing – Extended, Ti	23
2102.0011-OPT	Optiloc® processing collar, silicone, 10 pcs.	24
2102.0012-OPT	Optiloc® Impression Coping, white, 4 pcs.	22
2102.0023-OPT	Optiloc® Block Out Spacer, white, 4 pcs.	24
2102.0024-OPT	Mini Implant analog (Optiloc®), blue	22
3202.0001-OPT	Optiloc® Retention Insert Instrument (brown)	24
3202.0002-OPT	Optiloc® Laboratory Instrument (blue)	24
3202.0003-OPT	Optiloc® Matrix Housing Extraction Instrument (gray)	24
440.140	Bone Level Tapered Implant & Screw-retained Abutment, 5:1 Model Box	231
440.143	Ceramic Implant Monotype 5:1, Ø 4.1mm RD, ZLA® 10mm, AH 4mm	231
440.163	Straumann® Bone Level Tapered Implant, RC, Ø 4.1 mm, SLA® 10 mm, cardboard box	231
440.166	Clear model upper jaw, partially edentulous	234
440.167	Clear model lower jaw, partially edentulous	234
440.168	Clear model upper jaw, fully edentulous	234
440.169	RC Loxim® Transfer Piece, 5:1 Model	232
440.171	Straumann® Bone Level Tapered Implant & Variobase®, 5:1 Model Box	231
440.175	RN Novaloc® Abutment & Matrix Set, 5:1 Model Box	232
440.176	Standard Plus Implant, Ø 4.1mm RN, 4mm, 5:1 Model Box	232
440.180	3:1 Premium illustration model	233
440.181	Straumann® PURE Ceramic Implant, 5:1 Model Box	232
440.185	Bone Level Tapered Implant Ø 2.9mm SC, 5:1 Model Box	232
440.189	RN & RC Variobase® for Crown AS, 5:1 Model Box	231
440.191	RN Impression Post Closed Tray, Al/Ti/POM, 5:1 Model Box	231
440.195	Straumann® PURE Ceramic Implant Monotype, 5:1 Model Box	233
440.212	Straumann® BLX, 5:1 Model Box	233
440.217	Straumann® Mini Implant, 5:1 Model	233
440.228	Straumann® BLX Implant, 5:1 Demo Implant	233
440.235	Straumann® TLX, 5:1 Model Box	233
440.236	Straumann® TLX Implant, 5:1 Demo Implant	233
5102.0000-OPT	Optiloc® Equipment Box with 3 Instruments, PP / PS / stainless steel / Al	24
5202.0001-OPT	Optiloc® Processing package, titanium	23
577275WW	OptraGate Assortment , Flexible aid for full mouth access, 40 pieces Regular + 40 pieces Small	185
590850WW	OptraGate Regular Refill, Flexible aid for full mouth access, 80 pieces	185
590851WW	OptraGate Small Refill , Flexible aid for full mouth access, 80 pieces	185
591451WW	OptraGate Junior Refill , Flexible aid for full mouth access, 80 pieces	185
669088WW	OptraGate Small Assort./blue+pink/20+20, Flexible aid for full mouth access, 40 pieces pink + 40 pieces blue	185
669089WW	OptraGate Junior Assort./blue+pink/20+20, Flexible aid for full mouth access, 40 pieces pink + 40 pieces blue	185
68-112-506	Micro-Screws, Crosshead, Ø 1,2mm, 6mm, 5piece pack	184
68-112-508	Micro-Screws, Crosshead, Ø 1,2mm, 8mm, 5piece pack	184
68-112-511	Micro-Screws, Crosshead, Ø 1,2mm, 11mm, 5piece pack	184
68-112-513	Micro-Screws, Crosshead, Ø 1,2mm, 13mm, 5piece pack	184
68-510-014	Pilotdrill, Ø 1,0mm, 14mm	184
68-512-014	Pilotdrill, Ø 1,2mm, 14mm	184
68-720-002	Box for Micro-Screws, Ø 1,0mm – 1,6mm	184
68-740-002	Screwdriver, 11 cm	184
80087	Explantation instrument for synOcta® implants, long, L 26.6mm, stainless steel	222
80103	Explantation instrument for synOcta® implants, short, L 20.6mm, stainless steel	222
BK-33000	maxgraft® bonering surgical kit, Trepine with Pin OD 6mm; Trepine with Pin AD 7mm; Planator with Pin AD 7mm; Pilot Drill Ø =2.0mm, 30mm; Diamond Disc Ø 22mm; Diamond Ball Ø 5mm; Rack with botiss labeling	183
BK-33001	Pilot drill Ø 2mm	183
BK-33002	Trepine 6mm	183
BK-33003	Trepine 7mm	183
BK-33004	Diamond tulip	183
BK-33005	Diamond disc	183
BK-33006	Planator, 6mm	183
BK-33007	Planator 7mm	183
BK-33008	Instrument rack	183

Index by item number

Art.No.	Article	Page
BK-33009	Instrument tray maxgraft® bonering	183
BK-33010	bonering fix	183
BO-1510	cerabone® granules 0.5-1.0mm, natural bovine bone, 1x0.5cc(ml)/box	178
BO-1511	cerabone® granules 0.5-1.0mm, natural bovine bone, 1x1.0cc(ml)/box	178
BO-1512	cerabone® granules 0.5-1.0mm, natural bovine bone, 1x2.0cc(ml)/box	178
BO-1515	cerabone® granules 0.5-1.0mm, natural bovine bone, 1x5.0cc(ml)/box	178
BO-1520	cerabone® granules 1.0-2.0mm, natural bovine bone, 1x0.5cc(ml)/box	178
BO-1521	cerabone® granules 1.0-2.0mm, natural bovine bone, 1x1.0cc(ml)/box	178
BO-1522	cerabone® granules 1.0-2.0mm, natural bovine bone, 1x2.0cc(ml)/box	178
BO-1525	cerabone® granules 1.0-2.0mm, natural bovine bone, 1x5.0cc(ml)/box	178
BO-20005	maxresorb® granules 0.5-1.0mm, synthetic bi-phasic calcium phosphate, 1x0.5cc(ml)/box	176
BO-20010	maxresorb® granules 0.5-1.0mm, synthetic bi-phasic calcium phosphate, 1x1.0cc(ml)/box	176
BO-20105	maxresorb® granules 0.8-1.5mm, synthetic bi-phasic calcium phosphate, 1x0.5cc(ml)/box	176
BO-20120	maxresorb® granules 0.8-1.5mm, synthetic bi-phasic calcium phosphate, 1x2.0cc(ml)/box	176
BO-22005	maxresorb® inject 0.5cc, synthetic injectable bone paste, 1 syringe/box	176
BO-22010	maxresorb® inject 1.0cc, synthetic injectable bone paste, 1 syringe/box	176
BO-22025	maxresorb® inject 2.5cc, synthetic injectable bone paste, 1 syringe/box	176
BO-30005	maxgraft® granules 0.5-2.0mm, processed human allograft, 1x0.5cc(ml)/box	174
BO-30010	maxgraft® granules 0.5-2.0mm, processed human allograft, 1x1.0cc(ml)/box	174
BO-30020	maxgraft® granules 0.5-2.0mm, processed human allograft, 1x2.0cc(ml)/box	174
BO-30040	maxgraft® granules 0.5-2.0mm, processed human allograft, 1x4.0cc(ml)/box	174
BO-31005	maxgraft® cortico-cancellous granules 0.5-2.0mm, processed human allograft, 1x0.5cc(ml)/box	174
BO-31010	maxgraft® cortico-cancellous granules 0.5-2.0mm, processed human allograft, 1x1.0cc(ml)/box	174
BO-31020	maxgraft® cortico-cancellous granules 0.5-2.0mm, processed human allograft, 1x2.0cc(ml)/box	174
BO-31040	maxgraft® cortico-cancellous granules 0.5-2.0mm, processed human allograft, 1x4.0cc(ml)/box	174
BO-31111	maxgraft® Block unicortical cancellous 10x10x10mm, 1 block/box	175
BO-31112	maxgraft® Block unicortical cancellous 10x10x20mm, 1 block/box	175
BO-31251	maxgraft® cortico, Cortical Struts, 25x10x1mm, 1 pce	175
BO-32111	maxgraft® Block cancellous 10x10x10mm, 1 block/box	175
BO-32112	maxgraft® Block cancellous 10x10x20mm, 1 block/box	175
BO-33160	botiss bonering®, Ø 6mm/3.3mm (outer/inner diameter), H 10mm, not slotted	175
BO-33170	botiss bonering®, Ø 7mm/3.3mm (outer/inner diameter), H10mm, not slotted	175
BO-33174	maxgraft® bonering 4.1 L: 10 mm, D: 7 mm	175
BO-34000	Cortico trimmer	183
BO-440000	botiss Titan Pin Set	184
BO-440310	botiss TitanPins 3.0mm, 10PC	184
BO-511112	collacone®, native collagen alveo cone, 12 pieces/box	181
BO-601520	collprotect® membrane 15x20mm, 1 piece/box	179
BO-602030	collprotect® membrane 20x30mm, 1 piece/box	179
BO-603040	collprotect® membrane 30x40mm, 1 piece/box	179
BO-681520	Jason® membrane 15x20mm, Pericardium Collagene Membrane, 1 piece/box	179
BO-682030	Jason® membrane 20x30mm, Pericardium Collagene Membrane, 1 piece/box	179
BO-683040	Jason® membrane 30x40mm, Pericardium Collagene Membrane, 1 piece/box	179
BO-701520	mucoderm® 15x20mm, 1 piece/box	180
BO-702030	mucoderm® 20x30mm, 1 piece/box	180
BO-703040	mucoderm® 30x40mm, 1 piece/box	180
BO-801520	permamem® synthetic non resorbable PTFE membrane, 15x20 mm	179
BO-802030	permamem® synthetic non resorbable PTFE membrane, 20x30 mm	179
BO-803040	permamem® synthetic non resorbable PTFE membrane, 30x40 mm	179
BO-PMIa	Patient matched allogenic implant, botiss bonebuilder	175
BO-PMIa2	maxgraft® bonebuilder, Processed human allograft, patient matched	175
CH-CS	Cover Screw for Zygomatic Implants for Ø4mm Ex Hex, Ti	47
CH-D-CM	Instrument, Side-cut Burr, Ø2.8 – Ø3.9mm	49
CH-I-DG	Instrument, Zygomatic Z Depth Gauge	49
CH-I-ZYG	ZAGA™ Surgical Cassette	49
CH-SRA-1.5	ZAGA™ Screw-retained Abutment, for Ø4mm Ex Hex, straight 0°, Ø 4.6mm, GH 1.5mm, Ti	47
CH-SRA-2.5	ZAGA™ Screw-retained Abutment, for Ø4mm Ex Hex, straight 0°, Ø 4.6mm, GH 2.5mm, Ti	47
CH-SRA-3.5	ZAGA™ Screw-retained Abutment, for Ø4mm Ex Hex, straight 0°, Ø 4.6mm, GH 3.5mm, Ti	47
CH-SRA-4.5	ZAGA™ Screw-retained Abutment, for Ø4mm Ex Hex, straight 0°, Ø 4.6mm, GH 4.5mm, Ti	47
CH-ZC-30.0	ZAGA™ Advanced Zygomatic Implant, Ø 4.3mm, L 30mm, Ti	46
CH-ZC-32.5	ZAGA™ Advanced Zygomatic Implant, Ø 4.3mm, L 32.5mm, Ti	46
CH-ZC-35.0	ZAGA™ Advanced Zygomatic Implant, Ø 4.3mm, L 35mm, Ti	46
CH-ZC-37.5	ZAGA™ Advanced Zygomatic Implant, Ø 4.3mm, L 37.5mm, Ti	46
CH-ZC-40.0	ZAGA™ Advanced Zygomatic Implant, Ø 4.3mm, L 40mm, Ti	46
CH-ZC-42.5	ZAGA™ Advanced Zygomatic Implant, Ø 4.3mm, L 42.5mm, Ti	46
CH-ZC-45.0	ZAGA™ Advanced Zygomatic Implant, Ø 4.3mm, L 45mm, Ti	46

## Index by item number

Art.No.	Article	Page
CH-ZC-47.5	ZAGA™ Advanced Zygomatic Implant, Ø 4.3mm, L 47.5mm, Ti	46
CH-ZC-50.0	ZAGA™ Advanced Zygomatic Implant, Ø 4.3mm, L 50mm, Ti	46
CH-ZC-52.5	ZAGA™ Advanced Zygomatic Implant, Ø 4.3mm, L 52.5mm, Ti	46
CH-ZC-55.0	ZAGA™ Advanced Zygomatic Implant, Ø 4.3mm, L 55mm, Ti	46
CH-ZC-57.5	ZAGA™ Advanced Zygomatic Implant, Ø 4.3mm, L 57.5mm, Ti	46
CH-ZC-60.0	ZAGA™ Advanced Zygomatic Implant, Ø 4.3mm, L 60mm, Ti	46
CH-ZT-30.0	ZAGA™ Regular Zygomatic Implant, Ø 4.3mm, L 30mm, Ti	46
CH-ZT-32.5	ZAGA™ Regular Zygomatic Implant, Ø 4.3mm, L 32.5mm, Ti	46
CH-ZT-35.0	ZAGA™ Regular Zygomatic Implant, Ø 4.3mm, L 35mm, Ti	46
CH-ZT-37.5	ZAGA™ Regular Zygomatic Implant, Ø 4.3mm, L 37.5mm, Ti	46
CH-ZT-40.0	ZAGA™ Regular Zygomatic Implant, Ø 4.3mm, L 40mm, Ti	46
CH-ZT-42.5	ZAGA™ Regular Zygomatic Implant, Ø 4.3mm, L 42.5mm, Ti	46
CH-ZT-45.0	ZAGA™ Regular Zygomatic Implant, Ø 4.3mm, L 45mm, Ti	46
CH-ZT-47.5	ZAGA™ Regular Zygomatic Implant, Ø 4.3mm, L 47.5mm, Ti	46
CH-ZT-50.0	ZAGA™ Regular Zygomatic Implant, Ø 4.3mm, L 50mm, Ti	46
CH-ZT-52.5	ZAGA™ Regular Zygomatic Implant, Ø 4.3mm, L 52.5mm, Ti	46
CH-ZT-55.0	ZAGA™ Regular Zygomatic Implant, Ø 4.3mm, L 55mm, Ti	46
CH-ZT-57.5	ZAGA™ Regular Zygomatic Implant, Ø 4.3mm, L 57.5mm, Ti	46
CH-ZT-60.0	ZAGA™ Regular Zygomatic Implant, Ø 4.3mm, L 60mm, Ti	46
D-35T-M15	Twist Drill, Disposable, Ø3.5 x 15mm	49
D-ZYG-27	Twist Drill for Zygomatic, Ø2.7mm	49
D-ZYG-27S	Twist Drill for Zygomatic, Short, Ø2.7mm	49
D-ZYG-29	Twist Drill for Zygomatic, Ø2.9mm	49
D-ZYG-29S	Twist Drill for Zygomatic, Short, Ø2.9mm	49
D-ZYG-CH-29	Multi-use Twist Drill for Zygomatic, Ø2.9mm	49
D-ZYG-CH-29S	Multi-use Twist Drill for Zygomatic, Short, Ø2.9mm	49
D-ZYG-RB	Round Burr for Zygomatic, Ø2.9mm	49
I-CON-X	Instrument, Connector to Handpiece	49
I-CS-HD	Instrument, 0.9mm Hex Driver	49
I-HD-M	Instrument, 1.22mm Hex Driver, Medium	49
I-IMP-INS-2	Instrument, Implant Inserter, Hex	49
I-WI-SH	Instrument, Converter for Southern Fixture Mount Hex	50
I-ZYG-INS-2	Instrument, Zygomatic Implant Inserter, Hex	49
LBC2013.0001	Labrida BioClean™	186
NI-0110-005	Straumann® XenoFlex, 6x6x3mm, 50mg	177
NI-0110-010	Straumann® XenoFlex, 6x6x6mm, 100mg	177
NI-0110-025	Straumann® XenoFlex, 7x8x9mm, 250mg	177
NI-0110-025S	Straumann® XenoFlex (Syringe), 4.6x40mm, 250mg	177
NI-0110-050	Straumann® XenoFlex, 9x10x11mm, 500mg	177
NI-0110-050S	Straumann® XenoFlex (Syringe), 5.6x45mm, 500mg	177
S1-0210-025	Straumann® XenoGraft 200-1000micron, 0.25g, 0.55cc	177
S1-0210-050	Straumann® XenoGraft 200-1000micron, 0.5g, 1.3cc	177
S1-0210-100	Straumann® XenoGraft 200-1000micron, 1.0g, 2.4cc	177
S1-0210-200	Straumann® XenoGraft 200-1000micron, 2.0g, 4.5cc	177
S1-1020-025	Straumann XenoGraft, 1000-2000micron, 0.25g, 0.68cc	177
S1-1020-050	Straumann XenoGraft, 1000-2000micron, 0.5g, 1.55cc	177
S1-1020-100	Straumann XenoGraft, 1000-2000micron, 1.0g, 2.9cc	177
S1-1020-200	Straumann XenoGraft, 1000-2000micron, 2.0g, 5.0cc	177
ZYG-TR-55-35	Instrument, Try-In Implant, Zygomatic 55° x 35mm	49
ZYG-TR-55-45	Instrument, Try-In Implant, Zygomatic 55° x 45mm	49
ZYG-TR-55-52	Instrument, Try-In Implant, Zygomatic 55° x 52.5mm	49

Valid from september 1, 2022, until publication of the new catalog.

#### **Trademarks**

All botiss® brands mentioned herein are registered trademarks of botiss Medical AG, Germany.

Ceramicor®, Dalbo®-Rotex® Matrix, Elitor® are registered trademarks of Cendres & Métaux SA, Switzerland.

ceramill® is a registered trademark of Amann Girrbach AG, Austria.

CEREC® is a registered trademark of Sirona Dental Systems GmbH, Bensheim, Germany.

IPS e.max® is a registered trademark of Ivoclar Vivadent AG, Liechtenstein.

LOCATOR® is a registered trademark of Zest IP Holdings LLC, USA.

Novaloc® is a registered trademark of Valoc AG, Switzerland.

PlanMill® is a registered trademark of Planmeca Oy, Finland.

VITA CAD-Temp® is a registered trademark of VITA Zahnfabrik H. Rauter GmbH & Co. KG, Germany.



