

Straumann® TLX Implant System

INTERNATIONAL EDITION

Product Catalog 2022/2023

List of abbreviations

ABS	Acrylonitrile butadiene styrene
ADLC	Amorphous diamond-like carbon
Al	Aluminum
AS	Angled Solution
BL	Bone Level
BLT	Bone Level Tapered
BLX	Bone Level X
CI	Ceramic Implant
CIM	Ceramic Implant Monotype
EDTA	Ethylenediaminetetraacetic acid
EMD	Enamel matrix derivative
HT	High Translucent
LDPE	Low-density polyethylene
LT	Low Translucent
MI	Mini Implant
MO 0	Medium Opacity 0
MO 1	Medium Opacity 1
NC	Narrow CrossFit® = implant diameter 3.3 mm, BL and BLT implants
Ncm	Newton centimeter, measurement for torque
ND	Narrow Diameter = implant shoulder diameter 3.5 mm, Straumann® PURE Ceramic Implants
NNC	Narrow Neck CrossFit® = implant diameter 3.3 mm, implant shoulder diameter 3.5 mm, SP implants
NT	Narrow TorcFit™ = implant shoulder diameter 3.5mm, S/SP implants
PA	Polyamide
PC	Polycarbonate
PEEK	Polyetheretherketone
PMMA	Polymethylmethacrylate
POM	Polyoxymethylene
PPS	Polyphenylene sulfide
PS	Polystyrene
PSU	Polysulfone
RC	Regular CrossFit® = implant diameter 4.1 and 4.8 mm, BL and BLT implants
RD	Regular Diameter = implant shoulder diameter 4.8 mm, Straumann® PURE Ceramic Implants
RN	Regular Neck = implant shoulder diameter 4.8 mm, S/SP/TE implants
RT	Regular TorcFit™ = implant shoulder diameter 4.8mm, S/SP implants
S	Standard
SC	Small CrossFit® = implant diameter 2.9 mm, BLT implants
SCS	Screw Carrying System
SP	Standard Plus
TAN	Titanium-aluminum-niobium alloy
TAV	Titanium-aluminum-vanadium alloy
TE	Tapered Effect
Ti	Titanium
Ti-N	Titanium nitride
TiZr	Titanium-zirconium alloy (Roxolid®)
TLX	Tissue Level X
TS	Transversal screw retention
WN	Wide Neck = implant shoulder diameter 6.5 mm, S/SP/TE implants
WT	Wide TorcFit™ = implant shoulder diameter 6.5mm, S/SP implants
xxx.xxx-04	Pack of 4
xxx.xxxV2	Pack of 2
xxx.xxxV4	Pack of 4
xxx.xxxV5	Pack of 5
xxx.xxxV10	Pack of 10
xxx.xxxV20	Pack of 20
ZrO2	Zirconium dioxide

Table of Contents



Surgery	5	Surgery
TLX Implants	6	



Prosthetics	17	Prosthetics
TLX Prosthetics	18	



Instruments and Accessories	37	Instruments and Accessories
Surgery	38	
Prosthetics	46	



Information and Index	51	Information and Index
Index	52	



When searching the "Implants" chapter, first select the type of implant – TLX Standard (S) or Standard Plus (SP) Narrow TorcFit™ (NT), Regular TorcFit™ (RT), or Wide TorcFit™ (WT). Then specify the desired implant diameter.

Instruments and accessories can be found in the corresponding chapter.

Straumann® TLX: Iconic Tissue Level meets Immediacy

The design of the Straumann® TLX Implant takes into account key biological principles of hard and soft tissue healing. By moving the micro-gap away from the bone, long-term success can be ensured, and the risk of inflammation and bone resorption significantly reduced.

Straumann® TLX has been perfected for immediacy and is an excellent solution for all other indications to suit the dentist's preferred treatment protocol – ranging from immediate to conventional placement and loading.

The Straumann® TLX Implant System perfectly complements our bone-level BLX Implant System. Both systems use one common drill set and TorcFit™ connection for maximum compatibility with minimum investment.





Surgery



TLX Implants	6
Narrow TorcFit™ (NT)	6
Standard Plus Implants (SP – 1.8 mm)	6
Standard Implants (S – 2.8 mm)	7
Closure Caps and Healing Caps	8
Regular TorcFit™ (RT)	9
Standard Plus Implants (SP – 1.8 mm)	9
Standard Implants (S – 2.8 mm)	10
Closure Caps and Healing Caps	11
Wide TorcFit™ (WT)	12
Standard Plus Implants (SP – 1.8 mm)	12
Standard Implants (S – 2.8 mm)	13
Closure Caps and Healing Caps	14

Roxolid® SLActive®



Surgery

Product	Platform	Image	Material	Length	Art.-No.
Straumann® TLX SP Implant Ø 3.75 mm	NT – Narrow TorcFit™ Ø 3.5 mm Standard Plus – 1.8 mm		Roxolid®	6 mm	035.3006S
				8 mm	035.3008S
				10 mm	035.3010S
				12 mm	035.3012S
				14 mm	035.3014S
				16 mm	035.3016S
				18 mm	035.3018S
Straumann® TLX SP Implant Ø 4.5 mm				6 mm	035.3406S
				8 mm	035.3408S
				10 mm	035.3410S
				12 mm	035.3412S
				14 mm	035.3414S
				16 mm	035.3416S
				18 mm	035.3418S

Roxolid® SLA®



Product	Platform	Image	Material	Length	Art.-No.
Straumann® TLX SP Implant Ø 3.75 mm	NT – Narrow TorcFit™ Ø 3.5 mm Standard Plus – 1.8 mm		Roxolid®	6 mm	035.2006S
				8 mm	035.2008S
				10 mm	035.2010S
				12 mm	035.2012S
				14 mm	035.2014S
				16 mm	035.2016S
				18 mm	035.2018S
Straumann® TLX SP Implant Ø 4.5 mm				6 mm	035.2406S
				8 mm	035.2408S
				10 mm	035.2410S
				12 mm	035.2412S
				14 mm	035.2414S
				16 mm	035.2416S
				18 mm	035.2418S

Roxolid® SLActive®

Product	Platform	Image	Material	Length	Art.-No.
Straumann® TLX S Implant Ø 3.75 mm	NT – Narrow TorcFit™ Ø 3.5 mm Standard – 2.8 mm		Roxolid®	6 mm	035.1006S
				8 mm	035.1008S
				10 mm	035.1010S
				12 mm	035.1012S
				14 mm	035.1014S
				16 mm	035.1016S
				18 mm	035.1018S
Straumann® TLX S Implant Ø 4.5 mm			Roxolid®	6 mm	035.1406S
				8 mm	035.1408S
				10 mm	035.1410S
				12 mm	035.1412S
				14 mm	035.1414S
				16 mm	035.1416S
				18 mm	035.1418S

Surgery

Roxolid® SLA®



Product	Platform	Image	Material	Length	Art.-No.
Straumann® TLX S Implant Ø 3.75 mm	NT – Narrow TorcFit™ Ø 3.5 mm Standard – 2.8 mm		Roxolid®	6 mm	035.0006S
				8 mm	035.0008S
				10 mm	035.0010S
				12 mm	035.0012S
				14 mm	035.0014S
				16 mm	035.0016S
				18 mm	035.0018S
Straumann® TLX S Implant Ø 4.5 mm			Roxolid®	6 mm	035.0406S
				8 mm	035.0408S
				10 mm	035.0410S
				12 mm	035.0412S
				14 mm	035.0414S
				16 mm	035.0416S
				18 mm	035.0418S

Closure Caps

Surgery



Product	Image	Description	Material	Art.-No.
Closure Caps				
NT/RT/WT Closure Cap		∅ 2.7 mm, height 0 mm	Ti	036.3200S
		packaging 4 pieces		036.3200SV4
NT Closure Cap		∅ 4 mm, height 1.5 mm		036.0201S
		packaging 4 pieces		036.0201SV4

Healing Caps

Product	Image	Description	Material	Art.-No.
Healing Caps				
NT Healing Cap		∅ 4 mm, height 3 mm	Ti	036.0203S
		∅ 4 mm, height 4.5 mm		036.0204S





Roxolid® SLActive®

Product	Platform	Image	Material	Length	Art.-No.
Straumann® TLX SP Implant Ø 3.75 mm	RT – Regular TorcFit™ Ø 4.8 mm Standard Plus – 1.8 mm		Roxolid®	6 mm	035.3106S
				8 mm	035.3108S
				10 mm	035.3110S
				12 mm	035.3112S
				14 mm	035.3114S
				16 mm	035.3116S
				18 mm	035.3118S
Straumann® TLX SP Implant Ø 4.5 mm				6 mm	035.3506S
				8 mm	035.3508S
				10 mm	035.3510S
				12 mm	035.3512S
				14 mm	035.3514S
				16 mm	035.3516S
				18 mm	035.3518S



Surgery

Roxolid® SLA®



Product	Platform	Image	Material	Length	Art.-No.
Straumann® TLX SP Implant Ø 3.75 mm	RT – Regular TorcFit™ Ø 4.8 mm Standard Plus – 1.8 mm		Roxolid®	6 mm	035.2106S
				8 mm	035.2108S
				10 mm	035.2110S
				12 mm	035.2112S
				14 mm	035.2114S
				16 mm	035.2116S
				18 mm	035.2118S
Straumann® TLX SP Implant Ø 4.5 mm				6 mm	035.2506S
				8 mm	035.2508S
				10 mm	035.2510S
				12 mm	035.2512S
				14 mm	035.2514S
				16 mm	035.2516S
				18 mm	035.2518S

Roxolid® SLActive®

Surgery

Product	Platform	Image	Material	Length	Art.-No.
Straumann® TLX S Implant Ø 3.75 mm	RT – Regular TorcFit™ Ø 4.8 mm Standard – 2.8 mm		Roxolid®	6 mm	035.1106S
				8 mm	035.1108S
				10 mm	035.1110S
				12 mm	035.1112S
				14 mm	035.1114S
				16 mm	035.1116S
				18 mm	035.1118S
Straumann® TLX S Implant Ø 4.5 mm				6 mm	035.1506S
				8 mm	035.1508S
				10 mm	035.1510S
				12 mm	035.1512S
				14 mm	035.1514S
				16 mm	035.1516S
				18 mm	035.1518S

Roxolid® SLA®

Product	Platform	Image	Material	Length	Art.-No.
Straumann® TLX S Implant Ø 3.75 mm	RT – Regular TorcFit™ Ø 4.8 mm Standard – 2.8 mm		Roxolid®	6 mm	035.0106S
				8 mm	035.0108S
				10 mm	035.0110S
				12 mm	035.0112S
				14 mm	035.0114S
				16 mm	035.0116S
				18 mm	035.0118S
Straumann® TLX S Implant Ø 4.5 mm				6 mm	035.0506S
				8 mm	035.0508S
				10 mm	035.0510S
				12 mm	035.0512S
				14 mm	035.0514S
				16 mm	035.0516S
				18 mm	035.0518S






Closure Caps

Product	Image	Description	Material	Art.-No.
Closure Caps				
NT/RT/WT Closure Cap		Ø 2.7 mm, height 0 mm	Ti	036.3200S
		packaging 4 pieces		036.3200SV4
RT Closure Cap		Ø 5.5 mm, height 1.5 mm		036.1201S
		packaging 4 pieces		036.1201SV4



Surgery

Healing Caps



Product	Image	Description	Material	Art.-No.
Healing Caps				
RT Healing Cap	  	Ø 5.5 mm, height 2 mm	Ti	036.1202S
		Ø 5.5 mm, height 3 mm		036.1203S
		Ø 5.5 mm, height 4.5 mm		036.1204S

Roxolid® SLActive®

Surgery



Product	Platform	Image	Material	Length	Art.-No.
Straumann® TLX SP Implant Ø 5.5 mm	WT – Wide TorcFit™ Ø 6.5 mm Standard Plus – 1.8 mm		Roxolid®	6 mm	035.3706S
				8 mm	035.3708S
				10 mm	035.3710S
				12 mm	035.3712S
Straumann® TLX SP Implant Ø 6.5 mm				6 mm	035.3806S
				8 mm	035.3808S
				10 mm	035.3810S
				12 mm	035.3812S

Roxolid® SLA®

Product	Platform	Image	Material	Length	Art.-No.
Straumann® TLX SP Implant Ø 5.5 mm	WT – Wide TorcFit™ Ø 6.5 mm Standard Plus – 1.8 mm		Roxolid®	6 mm	035.2706S
				8 mm	035.2708S
				10 mm	035.2710S
				12 mm	035.2712S
Straumann® TLX SP Implant Ø 6.5 mm				6 mm	035.2806S
				8 mm	035.2808S
				10 mm	035.2810S
				12 mm	035.2812S





Roxolid® SLActive®


Product	Platform	Image	Material	Length	Art.-No.
Straumann® TLX S Implant Ø 5.5 mm	WT – Wide TorcFit™ Ø 6.5 mm Standard – 2.8 mm		Roxolid®	6 mm	035.1706S
				8 mm	035.1708S
				10 mm	035.1710S
				12 mm	035.1712S
Straumann® TLX S Implant Ø 6.5 mm			Roxolid®	6 mm	035.1806S
				8 mm	035.1808S
				10 mm	035.1810S
				12 mm	035.1812S

Surgery




Roxolid® SLA®

Product	Platform	Image	Material	Length	Art.-No.
Straumann® TLX S Implant Ø 5.5 mm	WT – Wide TorcFit™ Ø 6.5 mm Standard – 2.8 mm		Roxolid®	6 mm	035.0706S
				8 mm	035.0708S
				10 mm	035.0710S
				12 mm	035.0712S
Straumann® TLX S Implant Ø 6.5 mm			Roxolid®	6 mm	035.0806S
				8 mm	035.0808S
				10 mm	035.0810S
				12 mm	035.0812S

Closure Caps

Product	Image	Description	Material	Art.-No.
Closure Caps				
NT/RT/WT Closure Cap		∅ 2.7 mm, height 0 mm	Ti	036.3200S
		packaging 4 pieces		036.3200SV4

Healing Caps

Product	Image	Description	Material	Art.-No.
Healing Caps				
WT Healing Cap		∅ 7.2 mm, height 2 mm	Ti	036.2202S
		∅ 7.2 mm, height 3 mm		036.2203S
		∅ 7.2 mm, height 4.5 mm		036.2204S





When searching for prosthetic components, first specify between Narrow TorcFit™ (NT), Regular TorcFit™ (RT) and Wide TorcFit™ (WT). In this section, you will find prosthetics components, ranging from single crown to hybrid restoration. Instruments and accessories can be found in the "Instruments and Accessories" chapter.

More than just highest precision: a perfectly adjusted system

Straumann offers a wide variety of **implant-borne prosthetic solutions** for all indications – ranging from single tooth restorations to edentulous solutions. Our high-quality connection solutions, Straumann® TorcFit™, ensure **safe positioning** of the abutment on the implant and therefore **long-lasting stability**. A broad range of materials combined with a choice of screw-retained, cemented and hybrid restorations complete our portfolio.

Original on original

Straumann knows all dimensions, tolerances and materials of all Straumann implants. With this knowledge we tune the design of implants and prosthetic components perfectly to each other. High precision in manufacturing and thorough testing processes ensure the consistent quality of all original Straumann components.

Straumann® CARES® for individual CAD/CAM prosthetics

Straumann® CARES® offers you prosthetic solutions from single tooth restorations to tooth-borne dental bridges, all the way to implant-borne restorations. This is complemented by a comprehensive choice of materials and simple processes. This means precision, a high degree of efficiency and highly aesthetic results in every single product.






Prosthetics



TLX Prosthetics	18
Narrow TorcFit™ (NT)	18
Impression-taking/Master Cast Fabrication	18
Crowns and Bridges	19
Hybrid	21
Regular TorcFit™ (RT)	24
Impression-taking/Master Cast Fabrication	24
Crowns and Bridges	25
Hybrid	27
Wide TorcFit™ (WT)	30
Impression-taking/Master Cast Fabrication	30
Crowns and Bridges	31
Hybrid	33




Impression Posts

Product	Image	Description	Material	Art.-No.
Impression Posts and Analog				
NT Impression Post Open Tray		short, with guide screw, height 15 mm	TAN	036.0000
		long, with guide screw, height 21 mm		036.0001
NT Impression Post Closed Tray		with 1 guide screw & 2 caps	TAN/POM	036.0002



Digital Impression

Product	Image	Description	Material	Art.-No.
Digital Impression				
NT/RT/WT CARES® Mono Scanbody		∅ 3.8 mm, height 10 mm	PEEK/TAN	036.3220
NT Repositionable Implant Analog			Stainless steel	036.1102


Analogs

Product	Image	Description	Material	Art.-No.
Analogs				
NT Implant Analog		length 12 mm	TAN	036.0100


Temporary Restorations

Product	Image	Description	Material	Art.-No.
Temporary Abutments				
NT Temporary Abutment		for crowns, height 10.3 mm	TAN	037.0000
		for bridges, height 10.3 mm		037.0001















Cement-Retained Restoration, Cementable Abutments

Product	Image	Description	Material	Art.-No.
Cementable Abutment				
NT Cementable Abutment		straight, for crowns and bridges, abutment height 5.7 mm	TAN	037.0100
		angled, angulation 15°, abutment height 6 mm		037.0101
Burn-out Copings				
NT Burn-out Coping		for Cementable Abutment, straight, angulation 0°, for crowns, abutment height 6.2 mm	POM	037.0110
		for Cementable Abutment, straight, angulation 0°, for bridges, abutment height 6.2 mm		037.0111
		for Cementable Abutment, angled, angulation 15°, for crowns and bridges, abutment height 6.5 mm		037.0112

Screws

Product	Image	Description	Material	Art.-No.
Replacement Screws				
NT/RT/WT Basal Screw			TAN	036.3110

Cement or Screw-retained Restoration, Variobase®

Product	Image	Description	Material	Art.-No.
Variobase® Abutments				
NT Variobase® for Crown		including screw, Ø 4 mm, abutment height 5.5 mm	TAN	037.0201
NT Variobase® for Crown AS		including screw, Ø 4 mm, abutment height 6.5 mm		037.0203
NT Variobase® for Bridge/ Bar Cylindrical		including screw, abutment height 3.5 mm		037.0204
NT Variobase® C				037.0205
Burn-out Copings				
NT Burn-out Coping		for Variobase® for Crown, abutment height 5.5 mm	POM	037.0211
		packaging 4 pieces		037.0211V4
		angulation 25°, for Variobase® for Crown AS, abutment height 6.5 mm		037.0212
		for Variobase® for Bridge/Bar, abutment height 3.5 mm		037.0213
		packaging 4 pieces	037.0213V4	
Replacement Screws				
NT/RT/WT Basal Screw			TAN	036.3110
NT/RT/WT Basal Screw AS				036.3111
Gold Abutments				
NT Gold Abutment		for crowns, height 3 mm	Ceramicor®/ POM	037.0300
		for bridges, height 3 mm		037.0301
Pre-milled Abutment Blank				
NT Pre-milled Abutment Blank		for M-Series, Ø 12 mm	TAN	037.0610
		for Medentika Holder, Ø 11.5 mm		037.0600
		for Medentika Holder, Ø 15.8 mm		037.0601

Novaloc®

Product	Image	Description	Material	Art.-No.
Impression-taking/Master Cast Fabrication				
Novaloc® Impression Coping		red, packaging 4 pieces	PEEK	2010.722-NOV
Novaloc® Model Analog		blue, packaging 4 pieces	Al	2010.721-NOV
		red, angled, angulation 15°, packaging 4 pieces		2010.720-NOV
Novaloc® Abutments 0°				
NT Novaloc®		straight, angulation 0°, H1	TAV/ADLC	037.0500
		straight, angulation 0°, H2		037.0501
		straight, angulation 0°, H3		037.0502
		straight, angulation 0°, H4		037.0503
		straight, angulation 0°, H5		037.0504
		straight, angulation 0°, H6		037.0505
Novaloc® Abutments 15°				
NT Novaloc®		angled, angulation 15°, H2	TAV/ADLC	037.0510
		angled, angulation 15°, H3		037.0511
		angled, angulation 15°, H4		037.0512
		angled, angulation 15°, H5		037.0513
		angled, angulation 15°, H6		037.0514


TLX Novaloc® Matrix Dimensions

	A	H
Novaloc® Matrix	2.3	1.4



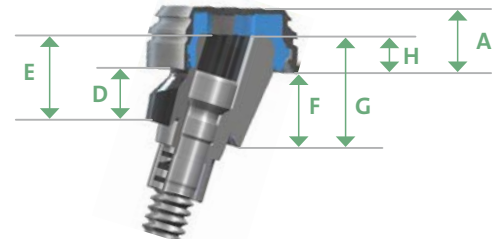
TLX Novaloc® Straight Abutment Dimensions

		B	C
TLX NT	Novaloc® H1	1.35	2.75
	Novaloc® H2	2.35	3.75
	Novaloc® H3	3.35	4.75
	Novaloc® H4	4.35	5.75
	Novaloc® H5	5.35	6.75
	Novaloc® H6	6.35	7.75














TLX Novaloc® Angled Abutment Dimensions








		Short side		Long side	
		D	E	F	G
TLX NT	Novaloc® H2	1.8	3.2	2.7	4.1
	Novaloc® H3	2.7	4.1	3.7	5.1
	Novaloc® H4	3.7	5.1	4.6	6.0
	Novaloc® H5	4.7	6.1	5.6	7.0
	Novaloc® H6	5.6	7.0	6.6	8.0



Novaloc® Processing Packages and Matrix Housings




Product	Image	Description	Material	Art.-No.
Processing Packages				
Novaloc® Processing Package Titanium		includes: 2010.701-NOV Matrix Housing, titanium (including Processing Insert), 2 pieces 2010.711-NOV Retention Insert, white (light), 2 pieces 2010.712-NOV Retention Insert, yellow (medium), 2 pieces 2010.713-NOV Retention Insert, green (strong), 2 pieces 2010.724-NOV Processing Collar, silicone, 2 pieces	Ti/POM/ PEEK/Silicone	2010.601- NOV
Novaloc® Processing Package PEEK		includes: 2010.702-NOV Matrix Housing, PEEK (including Processing Insert), 2 pieces 2010.711-NOV Retention Insert, white (light), 2 pieces 2010.712-NOV Retention Insert, yellow (medium), 2 pieces 2010.713-NOV Retention Insert, green (strong), 2 pieces 2010.724-NOV Processing Collar, silicone, 2 pieces	PEEK/POM/ Silicone	2010.611- NOV
Retention Inserts				
Novaloc® Retention Insert		red, extra-light, approx. 300 g, packaging 4 pieces	PEEK	2010.710- NOV
		white, light, approx. 750 g, packaging 4 pieces		2010.711- NOV
		yellow, medium, approx. 1200 g, packaging 4 pieces		2010.712- NOV
		green, strong, approx. 1650 g, packaging 4 pieces		2010.713- NOV
		blue, extra-strong, approx. 2050 g, packaging 4 pieces		2010.714- NOV
		black, ultra-strong, approx. 2450 g, packaging 4 pieces		2010.715- NOV
Matrix Housings				
Novaloc® Matrix Housing, Titanium		including Processing Insert, packaging 4 pieces	Ti/POM	2010.701- NOV
Novaloc® Matrix Housing, PEEK			PEEK/POM	2010.702- NOV
Novaloc® Matrix Housing, Extended			Ti/POM	2010.703- NOV

Novaloc® Tools and Auxiliary Parts



Product	Image	Description	Material	Art.-No.
Novaloc® Equipment Box		including 3 Instruments: 2010.731-NOV Novaloc® Processing Insert Removal Instrument (blue), 2010.741-NOV Novaloc® Retention Insert Instrument (brown), 2010.751-NOV Novaloc® Matrix Housing Extraction Instrument (gray)		2010.101-NOV
Novaloc® Block Out Spacer		white, packaging 4 pieces	POM	2010.723-NOV
Novaloc® Processing Collar		white, packaging 10 pieces	Silicone	2010.724-NOV
Novaloc® Processing Insert		white, packaging 4 pieces	POM	2010.725-NOV
Novaloc® Processing Insert Removal Instrument		blue	Al/Stainless steel	2010.731-NOV
Novaloc® Retention Insert Instrument		brown		2010.741-NOV
Novaloc® Matrix Housing Extraction Instrument		gray		2010.751-NOV

The Novaloc matrix system is also compatible with LOCATOR® abutments.


Impression Posts

Product	Image	Description	Material	Art.-No.
Impression Posts and Analog				
RT Impression Post Open Tray		short, with guide screw, height 15 mm	TAN	036.1000
		long, with guide screw, height 21 mm		036.1001
RT Impression Post Closed Tray		with 1 guide screw & 2 caps	TAN/POM	036.1002



Digital Impression

Product	Image	Description	Material	Art.-No.
Digital Impression				
NT/RT/WT CARES® Mono Scanbody		Ø 3.8 mm, height 10 mm	PEEK/TAN	036.3220
RT Repositionable Implant Analog			Stainless steel	036.2100


Analogs

Product	Image	Description	Material	Art.-No.
Analogs				
RT Implant Analog		length 12 mm	TAN	036.0102


Temporary Restorations

Product	Image	Description	Material	Art.-No.
Temporary Abutments				
RT Temporary Abutment		for crowns, height 10.3 mm	TAN	037.1000
		for bridges, height 10.3 mm		037.1001

Cement-Retained Restoration, Cementable Abutments

Product	Image	Description	Material	Art.-No.
Cementable Abutment				
RT Cementable Abutment		straight, for crowns and bridges, abutment height 5.7 mm	TAN	037.1100
		angled, angulation 15°, abutment height 6 mm		037.1101
Burn-out Copings				
RT Burn-out Coping		for Cementable Abutment, straight, angulation 0°, for crowns, abutment height 6.2 mm	POM	037.1110
		for Cementable Abutment, straight, angulation 0°, for bridges, abutment height 6.2 mm		037.1111
		for Cementable Abutment, angled, angulation 15°, for crowns and bridges, abutment height 6.5 mm		037.1112

Screws

Product	Image	Description	Material	Art.-No.
Replacement Screws				
NT/RT/WT Basal Screw			TAN	036.3110

Cement or Screw-retained Restoration, Variobase®

Product	Image	Description	Material	Art.-No.
Variobase® Abutments				
RT Variobase® for Crown		including screw, Ø 5 mm, abutment height 6 mm	TAN	037.1201
RT Variobase® for Crown AS		including screw, Ø 5 mm, abutment height 7 mm		037.1203
RT Variobase® for Bridge/ Bar Cylindrical		including screw, abutment height 4 mm		037.1204
RT Variobase® C				037.1205
Burn-out Copings				
RT Burn-out Coping		for Variobase® for Crown, abutment height 6 mm	POM	037.1211
		packaging 4 pieces		037.1211V4
		angulation 25°, for Variobase® for Crown AS, abutment height 7 mm		037.1212
		for Variobase® for Bridge/Bar, abutment height 4 mm		037.1213
		packaging 4 pieces	037.1213V4	
Replacement Screws				
NT/RT/WT Basal Screw			TAN	036.3110
NT/RT/WT Basal Screw AS				036.3111
Gold Abutments				
RT Gold Abutment		for crowns, height 3.6 mm	Ceramicor®/ POM	037.1300
		for bridges, height 3.6 mm		037.1301
Pre-milled Abutment Blank				
RT Pre-milled Abutment Blank		for M-Series, Ø 12 mm	TAN	037.1610
		for Medentika Holder, Ø 11.5 mm		037.1600
		for Medentika Holder, Ø 15.8 mm		037.1601

Novaloc®

Product	Image	Description	Material	Art.-No.
Impression-taking/Master Cast Fabrication				
Novaloc® Impression Coping		red, packaging 4 pieces	PEEK	2010.722-NOV
Novaloc® Model Analog		blue, packaging 4 pieces	Al	2010.721-NOV
		red, angled, angulation 15°, packaging 4 pieces		2010.720-NOV
Novaloc® Abutments 0°				
RT Novaloc®		straight, angulation 0°, H1	TAV	037.1500
		straight, angulation 0°, H2		037.1501
		straight, angulation 0°, H3		037.1502
		straight, angulation 0°, H4		037.1503
		straight, angulation 0°, H5		037.1504
		straight, angulation 0°, H6		037.1505
Novaloc® Abutments 15°				
RT Novaloc®		angled, angulation 15°, H2	TAV	037.1510
		angled, angulation 15°, H3		037.1511
		angled, angulation 15°, H4		037.1512
		angled, angulation 15°, H5		037.1513
		angled, angulation 15°, H6		037.1514


TLX Novaloc® Matrix Dimensions

	A	H
Novaloc® Matrix	2.3	1.4



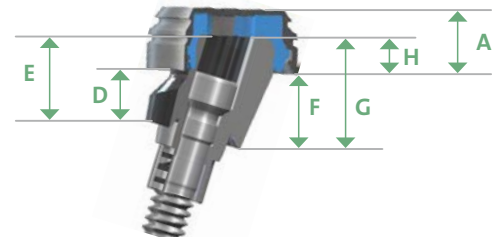
TLX Novaloc® Straight Abutment Dimensions

		B	C
TLX RT	Novaloc® H1	1.5	2.9
	Novaloc® H2	2.5	3.9
	Novaloc® H3	3.5	4.9
	Novaloc® H4	4.5	5.9
	Novaloc® H5	5.5	6.9
	Novaloc® H6	6.5	7.9














TLX Novaloc® Angled Abutment Dimensions








		Short side		Long side	
		D	E	F	G
TLX RT	Novaloc® H2	1.8	3.2	3.0	4.4
	Novaloc® H3	2.7	4.1	4.0	5.4
	Novaloc® H4	3.7	5.1	5.0	6.4
	Novaloc® H5	4.7	6.1	5.9	7.3
	Novaloc® H6	5.6	7.0	6.9	8.3



Novaloc® Processing Packages and Matrix Housings

Product	Image	Description	Material	Art.-No.
Processing Packages				
Novaloc® Processing Package Titanium		includes: 2010.701-NOV Matrix Housing, titanium (including Processing Insert), 2 pieces 2010.711-NOV Retention Insert, white (light), 2 pieces 2010.712-NOV Retention Insert, yellow (medium), 2 pieces 2010.713-NOV Retention Insert, green (strong), 2 pieces 2010.724-NOV Processing Collar, silicone, 2 pieces	Ti/POM/ PEEK/Silicone	2010.601- NOV
Novaloc® Processing Package PEEK		includes: 2010.702-NOV Matrix Housing, PEEK (including Processing Insert), 2 pieces 2010.711-NOV Retention Insert, white (light), 2 pieces 2010.712-NOV Retention Insert, yellow (medium), 2 pieces 2010.713-NOV Retention Insert, green (strong), 2 pieces 2010.724-NOV Processing Collar, silicone, 2 pieces	PEEK/POM/ Silicone	2010.611- NOV
Retention Inserts				
Novaloc® Retention Insert		red, extra-light, approx. 300 g, packaging 4 pieces	PEEK	2010.710- NOV
		white, light, approx. 750 g, packaging 4 pieces		2010.711- NOV
		yellow, medium, approx. 1200 g, packaging 4 pieces		2010.712- NOV
		green, strong, approx. 1650 g, packaging 4 pieces		2010.713- NOV
		blue, extra-strong, approx. 2050 g, packaging 4 pieces		2010.714- NOV
		black, ultra-strong, approx. 2450 g, packaging 4 pieces		2010.715- NOV
Matrix Housings				
Novaloc® Matrix Housing, Titanium		including Processing Insert, packaging 4 pieces	Ti/POM	2010.701- NOV
Novaloc® Matrix Housing, PEEK			PEEK/POM	2010.702- NOV
Novaloc® Matrix Housing, Extended			Ti/POM	2010.703- NOV




Novaloc® Tools and Auxiliary Parts

Product	Image	Description	Material	Art.-No.
Novaloc® Equipment Box		including 3 Instruments: 2010.731-NOV Novaloc® Processing Insert Removal Instrument (blue), 2010.741-NOV Novaloc® Retention Insert Instrument (brown), 2010.751-NOV Novaloc® Matrix Housing Extraction Instrument (gray)		2010.101-NOV
Novaloc® Block Out Spacer		white, packaging 4 pieces	POM	2010.723-NOV
Novaloc® Processing Collar		white, packaging 10 pieces	Silicone	2010.724-NOV
Novaloc® Processing Insert		white, packaging 4 pieces	POM	2010.725-NOV
Novaloc® Processing Insert Removal Instrument		blue	Al/Stainless steel	2010.731-NOV
Novaloc® Retention Insert Instrument		brown		2010.741-NOV
Novaloc® Matrix Housing Extraction Instrument		gray		2010.751-NOV



The Novaloc matrix system is also compatible with LOCATOR® abutments.




Impression Posts

Product	Image	Description	Material	Art.-No.
Impression Posts and Analog				
WT Impression Post Open Tray		short, with guide screw, height 15 mm	TAN	036.2000
		long, with guide screw, height 21 mm		036.2001
WT Impression Post Closed Tray		with 1 guide screw & 2 caps	TAN/POM	036.2002



Digital Impression

Product	Image	Description	Material	Art.-No.
Digital Impression				
NT/RT/WT CARES® Mono Scanbody		∅ 3.8 mm, height 10 mm	PEEK/TAN	036.3220
WT Repositionable Implant Analog			Stainless steel	036.2102

Analogs

Product	Image	Description	Material	Art.-No.
Analogs				
WT Implant Analog		length 12 mm	TAN	036.1100


Temporary Restorations

Product	Image	Description	Material	Art.-No.
Temporary Abutments				
WT Temporary Abutment		for crowns, height 10.3 mm	TAN	037.2000
		for bridges, height 10.3 mm		037.2001















Cement-Retained Restoration, Cementable Abutments

Product	Image	Description	Material	Art.-No.
Cementable Abutment				
WT Cementable Abutment		straight, for crowns and bridges, abutment height 6 mm	TAN	037.2100
		angled, angulation 15°, abutment height 6 mm		037.2101
Burn-out Copings				
WT Burn-out Coping		for Cementable Abutment, straight, angulation 0°, for crowns, abutment height 6.5 mm	POM	037.2110
		for Cementable Abutment, straight, angulation 0°, for bridges, abutment height 6.5 mm		037.2111
		for Cementable Abutment, angled, angulation 15°, for crowns and bridges, abutment height 6.5 mm		037.2112

Screws

Product	Image	Description	Material	Art.-No.
Replacement Screws				
NT/RT/WT Basal Screw			TAN	036.3110

Cement or Screw-retained Restoration, Variobase®

Product	Image	Description	Material	Art.-No.
Variobase® Abutments				
WT Variobase® for Crown		including screw, Ø 7 mm, abutment height 6.5 mm	TAN	037.2201
WT Variobase® for Crown AS		including screw, Ø 7 mm, abutment height 7.5 mm		037.2203
WT Variobase® for Bridge/Bar Cylindrical		including screw, abutment height 4.5 mm		037.2204
WT Variobase® C				037.2205
Burn-out Copings				
WT Burn-out Coping		for Variobase® for Crown, abutment height 6.5 mm	POM	037.2211
		packaging 4 pieces		037.2211V4
		angulation 25°, for Variobase® for Crown AS, abutment height 7.5 mm		037.2212
		for Variobase® for Bridge/Bar, abutment height 4.5 mm		037.2213
		packaging 4 pieces	037.2213V4	
Replacement Screws				
NT/RT/WT Basal Screw			TAN	036.3110
NT/RT/WT Basal Screw AS				036.3111
Gold Abutments				
WT Gold Abutment		for crowns, height 4 mm	Ceramicor®/ POM	037.2300
		for bridges, height 4 mm		037.2301
Pre-milled Abutment Blank				
WT Pre-milled Abutment Blank		for M-Series, Ø 12 mm	TAN	037.2610
		for Medentika Holder, Ø 11.5 mm		037.2600
		for Medentika Holder, Ø 15.8 mm		037.2601

Novaloc®

Product	Image	Description	Material	Art.-No.
Impression-taking/Master Cast Fabrication				
Novaloc® Impression Coping		red, packaging 4 pieces	PEEK	2010.722-NOV
Novaloc® Model Analog		blue, packaging 4 pieces	Al	2010.721-NOV
		red, angled, angulation 15°, packaging 4 pieces		2010.720-NOV

Novaloc® Abutments 0°				
WT Novaloc®		straight, angulation 0°, H1	TAV	037.2500
		straight, angulation 0°, H2		037.2501
		straight, angulation 0°, H3		037.2502
		straight, angulation 0°, H4		037.2503
		straight, angulation 0°, H5		037.2504
		straight, angulation 0°, H6		037.2505

Novaloc® Abutments 15°				
WT Novaloc®		angled, angulation 15°, H2	TAV	037.2510
		angled, angulation 15°, H3		037.2511
		angled, angulation 15°, H4		037.2512
		angled, angulation 15°, H5		037.2513
		angled, angulation 15°, H6		037.2514


TLX Novaloc® Matrix Dimensions

	A	H
Novaloc® Matrix	2.3	1.4



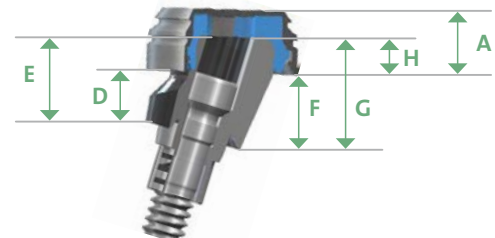
TLX Novaloc® Straight Abutment Dimensions

		B	C
TLX WT	Novaloc® H1	1.7	3.1
	Novaloc® H2	2.7	4.1
	Novaloc® H3	3.7	5.1
	Novaloc® H4	4.7	6.1
	Novaloc® H5	5.7	7.1
	Novaloc® H6	6.7	8.1














TLX Novaloc® Angled Abutment Dimensions

		Short side		Long side	
		D	E	F	G
TLX WT	Novaloc® H2	1.8	3.2	3.5	4.9
	Novaloc® H3	2.7	4.1	4.4	5.8
	Novaloc® H4	3.7	5.1	5.4	6.8
	Novaloc® H5	4.7	6.1	6.4	7.8
	Novaloc® H6	5.6	7.0	7.3	8.7










Novaloc® Processing Packages and Matrix Housings

Product	Image	Description	Material	Art.-No.
Processing Packages				
Novaloc® Processing Package Titanium		includes: 2010.701-NOV Matrix Housing, titanium (including Processing Insert), 2 pieces 2010.711-NOV Retention Insert, white (light), 2 pieces 2010.712-NOV Retention Insert, yellow (medium), 2 pieces 2010.713-NOV Retention Insert, green (strong), 2 pieces 2010.724-NOV Processing Collar, silicone, 2 pieces	Ti/POM/ PEEK/Silicone	2010.601- NOV
Novaloc® Processing Package PEEK		includes: 2010.702-NOV Matrix Housing, PEEK (including Processing Insert), 2 pieces 2010.711-NOV Retention Insert, white (light), 2 pieces 2010.712-NOV Retention Insert, yellow (medium), 2 pieces 2010.713-NOV Retention Insert, green (strong), 2 pieces 2010.724-NOV Processing Collar, silicone, 2 pieces	PEEK/POM/ Silicone	2010.611- NOV
Retention Inserts				
Novaloc® Retention Insert		red, extra-light, approx. 300 g, packaging 4 pieces	PEEK	2010.710- NOV
		white, light, approx. 750 g, packaging 4 pieces		2010.711- NOV
		yellow, medium, approx. 1200 g, packaging 4 pieces		2010.712- NOV
		green, strong, approx. 1650 g, packaging 4 pieces		2010.713- NOV
		blue, extra-strong, approx. 2050 g, packaging 4 pieces		2010.714- NOV
		black, ultra-strong, approx. 2450 g, packaging 4 pieces		2010.715- NOV
Matrix Housings				
Novaloc® Matrix Housing, Titanium		including Processing Insert, packaging 4 pieces	Ti/POM	2010.701- NOV
Novaloc® Matrix Housing, PEEK			PEEK/POM	2010.702- NOV
Novaloc® Matrix Housing, Extended			Ti/POM	2010.703- NOV



Novaloc® Tools and Auxiliary Parts

Product	Image	Description	Material	Art.-No.
Novaloc® Equipment Box		including 3 Instruments: 2010.731-NOV Novaloc® Processing Insert Removal Instrument (blue), 2010.741-NOV Novaloc® Retention Insert Instrument (brown), 2010.751-NOV Novaloc® Matrix Housing Extraction Instrument (gray)		2010.101-NOV
Novaloc® Block Out Spacer		white, packaging 4 pieces	POM	2010.723-NOV
Novaloc® Processing Collar		white, packaging 10 pieces	Silicone	2010.724-NOV
Novaloc® Processing Insert		white, packaging 4 pieces	POM	2010.725-NOV
Novaloc® Processing Insert Removal Instrument		blue	Al/Stainless steel	2010.731-NOV
Novaloc® Retention Insert Instrument		brown		2010.741-NOV
Novaloc® Matrix Housing Extraction Instrument		gray		2010.751-NOV

The Novaloc matrix system is also compatible with LOCATOR® abutments.





In this chapter you will find a comprehensive list of instruments and accessories for implants and prosthetic treatments.

More than just accessories: the basis of flawless execution

On the following pages, you will find **all the important instruments and demonstration materials** that complement the Straumann® TLX surgical and prosthetics portfolio, from drills and surgical cassettes to prosthetic auxiliary parts, screws and storage systems.

Straumann® Modular Cassette Selection Guide

The selection guide helps to define the required Modular Cassette parts and instruments needed for a specific indication. Each chapter includes an order list as well as a set-up overview which shows how to assemble the parts.

Art. Nr. 707824





Instruments and Accessories



Surgery	38
Planning Aids	38
Implant Bed Preparation Instruments	39
Instruments and Tools	41
Guided Surgery	43
Prosthetics	46
Prosthetic Tools	46
Storage Systems and Cassettes	47







Planning Aids

Product	Image	Description	Material	Art.-No.
X-ray Reference Sphere				
X-ray Reference Sphere		Ø 5 mm, packaging 4 pieces, for single use	Stainless steel	049.076V4
X-ray Templates				
X-ray Reference Foil		for TLX Implants		036.3400

















Needle Drills

Product	Image	Description	Material	Art.-No.
Needle Drills				
Needle Drill		short, Ø 1.6 mm, length 33 mm	Stainless steel	026.0054
		long, Ø 1.6 mm, length 41 mm		026.0056











Profile Drills

Product	Image	Description	Material	Art.-No.
Profile Drills				
RT Profile Drill		short, for implants Ø 3.75 / Ø 4.8 mm	Stainless steel	036.3300
		long, for implants Ø 3.75 / Ø 4.8 mm		036.3301
WT Profile Drill		short, for implants Ø 5.5 / Ø 6.5 mm		036.3302
		long, for implants Ø 5.5 / Ø 6.5 mm		036.3303















VeloDrill™

Product	Image	Description	Material	Art.-No.
X VeloDrill™				
X Pilot VeloDrill™		short, Ø 2.2 mm, length 34 mm	Stainless steel	066.1301
X VeloDrill™		short, Ø 2.8 mm, length 34 mm		066.1302
		short, Ø 3.2 mm, length 34 mm		066.1303
		short, Ø 3.5 mm, length 34 mm		066.1304
		short, Ø 3.7 mm, length 34 mm		066.1305
		short, Ø 4.2 mm, length 34 mm		066.1306
		short, Ø 4.7 mm, length 34 mm		066.1307
		short, Ø 5.2 mm, length 34 mm		066.1308
		short, Ø 6.2 mm, length 34 mm		066.1309
X Pilot VeloDrill™		long, Ø 2.2 mm, length 42 mm		066.1701
X VeloDrill™		long, Ø 2.8 mm, length 42 mm		066.1702
		long, Ø 3.2 mm, length 42 mm		066.1703
		long, Ø 3.5 mm, length 42 mm		066.1704
		long, Ø 3.7 mm, length 42 mm		066.1705
		long, Ø 4.2 mm, length 42 mm		066.1706
		long, Ø 4.7 mm, length 42 mm	066.1707	















Alignment Pins and Depth Gauges

Product	Image	Description	Material	Art.-No.
Alignment Pins and Depth Gauges				
Alignment Pin		length 27 mm, Ø 2.2 mm	TAN	046.799
Depth Gauge		length 27 mm, Ø 2.8 mm		046.800
		length 27 mm, Ø 3.2 mm		046.801
		length 27 mm, Ø 3.5 mm		046.802
		length 27 mm, Ø 3.7 mm		046.803
		length 27 mm, Ø 4.2 mm		046.804
		length 27 mm, Ø 4.7 mm		046.805
		length 27 mm, Ø 5.2 mm		046.806
		length 27 mm, Ø 6.2 mm		046.807
Implant Depth Gauge		Ø 1.5/2.0 mm		066.2000























Auxiliary Instruments

Product	Image	Description	Material	Art.-No.
Implant Drivers				
TorcFit™ Implant Driver		Surgical Handle	Stainless steel	066.4000
		for handpiece, short, length 21 mm		066.4101
		for handpiece, medium, length 26 mm		066.4107
		for handpiece, long, length 31 mm		066.4102
		for handpiece, extra long, length 36 mm		066.4108
		for Ratchet, short, length 21 mm		066.4201
		for Ratchet, medium, length 26 mm		066.4207
		for Ratchet, long, length 31 mm		066.4202
TorcFit™ Implant Driver screw-retained		for Ratchet, screw-retained, short	066.4205	
		for Ratchet, screw-retained, long	066.4206	
Instruments				
Ratchet		including Service Instruments, length 84 mm	Stainless steel	046.119
Torque Control Device		for Ratchet, length 82 mm, Torque markings: 0 / 15 / 35 Ncm		046.049
BLX Torque Control Device		for Ratchet, for BLX and TLX, surgical, length 82 mm, Torque markings: 0 / 35 / 50 / 80 Ncm		066.1100
Holding Key		length 85 mm		046.064








Auxiliary Instruments

Product	Image	Description	Material	Art.-No.
Screwdrivers				
SCS Screwdriver		for Ratchet, extra short, length 15 mm	Stainless steel	046.400
		for Ratchet, short, length 21 mm		046.401
		for Ratchet, long, length 27 mm		046.402
		for handpiece, extra-short, length 20 mm		046.410
		for handpiece, short, length 26 mm		046.411
		for handpiece, long, length 32 mm		046.412
AS Screwdriver		for Ratchet, extra-short, length 15 mm	Stainless steel	046.786
		for Ratchet, short, length 21 mm		046.787
		for Ratchet, long, length 27 mm		046.788
		for handpiece, extra-short, length 20 mm		046.789
		for handpiece, short, length 26 mm		046.790
		for handpiece, long, length 32 mm		046.791
AS Screwdriver Handling Aid				046.792
Miscellaneous Auxiliary Instruments				
Drill Extender		length 23 mm	Stainless steel	040.563






Implant Bed Preparation Instruments

Product	Image	Description	Material	Art.-No.
Guided Milling Cutters				
Milling Cutter		guided, length 32.5 mm, Ø 2.2 mm	Stainless steel	026.0144
		guided, length 32.5 mm, Ø 2.8 mm		034.215
		guided, length 32.5 mm, Ø 3.5 mm		034.415
		guided, length 32.5 mm, Ø 4.2 mm		034.615
Mucosa Punch		guided, length 30 mm, Ø 3.4 mm		034.010
		guided, length 30 mm, Ø 4 mm		034.011
		guided, length 30 mm, Ø 4.7 mm		034.012
Guided X VeloDrill™				
X Pilot VeloDrill™		short, Ø 2.2 mm, length 34 mm	Stainless steel	066.1301
X VeloDrill™		short, Ø 2.8 mm, length 34 mm		066.1302
		short, Ø 3.2 mm, length 34 mm		066.1303
		short, Ø 3.5 mm, length 34 mm		066.1304
		short, Ø 3.7 mm, length 34 mm		066.1305
		short, Ø 4.2 mm, length 34 mm		066.1306
		short, Ø 4.7 mm, length 34 mm		066.1307
		short, Ø 5.2 mm, length 34 mm		066.1308
	short, Ø 6.2 mm, length 34 mm	066.1309		
X Pilot VeloDrill™		medium, Ø 2.2 mm, length 38 mm	066.1501	
X VeloDrill™		medium, Ø 2.8 mm, length 38 mm	066.1502	
		medium, Ø 3.2 mm, length 38 mm	066.1503	
		medium, Ø 3.5 mm, length 38 mm	066.1504	
		medium, Ø 3.7 mm, length 38 mm	066.1505	
		medium, Ø 4.2 mm, length 38 mm	066.1506	






Implant Bed Preparation Instruments

Product	Image	Description	Material	Art.-No.
X Pilot VeloDrill™		long, Ø 2.2 mm, length 42 mm	Stainless steel	066.1701
X VeloDrill™		long, Ø 2.8 mm, length 42 mm		066.1702
		long, Ø 3.2 mm, length 42 mm		066.1703
		long, Ø 3.5 mm, length 42 mm		066.1704
		long, Ø 3.7 mm, length 42 mm		066.1705
		long, Ø 4.2 mm, length 42 mm		066.1706
		long, Ø 4.7 mm, length 42 mm		066.1707

Guided Surgery Templates





















Product	Image	Description	Material	Art.-No.
Sleeves for Straumann® Guided Surgery				
T-Sleeve		self-locking, guided, height 5 mm, Ø 5 mm, packaging 4 pieces	PEEK	034.299V4
		guided, height 5 mm, Ø 5 mm, packaging 4 pieces	Stainless steel	034.053V4
		guided, height 6 mm, Ø 2.8 mm, packaging 4 pieces		034.055V4
		guided, height 6 mm, Ø 2.2 mm, packaging 4 pieces		046.712V4
Template Fixation Pin		T-Sleeve for lateral Template Fixation Pin	Ti	034.283

Guided Implant Drivers
















Product	Image	Description	Material	Art.-No.
Implant Drivers				
TorcFit™ TLX Guided Implant Driver		for Ratchet, for TLX S, guided, length 30.7 mm	Stainless steel	037.3000
		for handpiece, for TLX S, guided, length 36 mm		037.3001
		for Ratchet, for TLX SP, guided, length 30.7 mm		037.3002
		for handpiece, for TLX SP, guided, length 36 mm		037.3003
Stop Key		Stop key for guided implants		034.006

The laser markings on the TorcFit™ guided implant drivers are provided for identification. Please be aware that the correct guided implant drivers must be used for the corresponding implant type (S TLX, SP TLX, BLX). Using the wrong type could result in implant placement deeper than planned.









Auxiliary Instruments

Product	Image	Description	Material	Art.-No.
Drill Handle, self locking compatible with PEEK T-sleeves 034.299V4				
Drill Handle		self-locking, stop 1/3 mm, Ø 2.2 mm	Stainless steel	034.291
		self-locking, stop 1/3 mm, Ø 2.8 mm		034.292
		self-locking, stop 1/3 mm, Ø 3.2 mm		034.293
		self-locking, stop 1/3 mm, Ø 3.5 mm		034.294
		self-locking, stop 1/3 mm, Ø 3.7 mm		034.295
		self-locking, stop 1/3 mm, Ø 4.2 mm		034.296
Drill Handle, conventional, compatible with metal T-sleeves 034.053V4				
Drill Handle		stop 1/3 mm, Ø 2.2 mm	Stainless steel	026.0147
		stop 1/3 mm, Ø 2.8 mm		026.0148
		stop 1/3 mm, Ø 3.2 mm		026.0149
		stop 1/3 mm, Ø 3.5 mm		026.0150
		stop 1/3 mm, Ø 3.7 mm		026.0151
		stop 1/3 mm, Ø 4.2 mm		026.0152
Template Fixation				
Template Fixation Pin		guided, Ø 5/2.8 mm	Stainless steel	034.285
		guided, Ø 5/3.2 mm		034.286
		guided, Ø 5/3.5 mm		034.287
		guided, Ø 5/3.7 mm		034.288
		guided, Ø 5/4.2 mm		034.289
		guided, Ø 2.8/2.8 mm		034.298
Template Fixation Pin		Drill for Template Fixation Pin, Ø 1.3 mm		034.284
Template Fixation Pin		Lateral Template Fixation Pin, Ø 1.3 mm	Ti	034.282









Prosthetic Tools

Product	Image	Description	Material	Art.-No.
Tool				
Ratchet		including Service Instruments, length 84 mm	Stainless steel	046.119
Torque Control Device		for Ratchet, length 82 mm, Torque markings: 0 / 15 / 35 Ncm		046.049
SCS Screwdriver				
SCS Screwdriver		for Ratchet, extra short, length 15 mm	Stainless steel	046.400
		for Ratchet, short, length 21 mm		046.401
		for Ratchet, long, length 27 mm		046.402
		for handpiece, extra-short, length 20 mm		046.410
		for handpiece, short, length 26 mm		046.411
		for handpiece, long, length 32 mm		046.412
AS Screwdriver		for Ratchet, extra-short, length 15 mm	046.786	
		for Ratchet, short, length 21 mm	046.787	
		for Ratchet, long, length 27 mm	046.788	
		for handpiece, extra-short, length 20 mm	046.789	
		for handpiece, short, length 26 mm	046.790	
		for handpiece, long, length 32 mm	046.791	
AS Screwdriver Handling Aid			046.792	

TLX Cassettes, Non-guided

Product	Image	Description	Material	Art.-No.
Straumann® Modular Cassette		A Module		041.761
A Module, Grommet Tray		3 small, 3 large grommets		041.764
		6 small grommets		041.762
A Module, Ratchet Tray		for Ratchet 046.119, Torque Device 046.049 or 066.1100 and Holding Key 046.064		041.766
A Module, Tweezer Tray		for Tweezer 046.095		041.770
A Module, Implant Depth Gauge Tray		for Implant Depth Gauge 066.2000		041.771
Straumann® Modular Cassette		B Module		041.776
B Module, Fully Tapered Tray				041.777








TLX Cassettes, Guided

Product	Image	Description	Material	Art.-No.
Straumann® Modular Cassette		A Module		041.761
A Module, Grommet Tray		3 small, 3 large grommets		041.764
A Module, Ratchet Tray		for Ratchet 046.119, Torque Device 046.049 or 066.1100 and Holding Key 046.064		041.766
A Module, Stop Key Tray		for Stop Key 034.006		041.768
A Module, Implant Depth Gauge Tray		for Implant Depth Gauge 066.2000		041.771
Straumann® Modular Cassette		B Module		041.776
B Module, Guided Fully Tapered Tray				041.780
Straumann® Modular Cassette		C Module, Guided Surgery		041.772

Instruments and Accessories



Auxiliary Instruments

Product	Image	Description	Material	Art.-No.
A Module, Grommet Tray		6 small grommets		041.762
		6 large grommets		041.763
		3 medium, 3 large grommets		041.765
A Module, Tweezer Tray		for Tweezer 046.095		041.770
Straumann® Modular Cassette		C Module, Spare Tools		041.773
Ultrasonic Mat		mat for ultrasonic baths		041.774
Spare Label Plate		Label plates for the different Implant Systems		041.775



Information and Index:

For a quick and easy overview, you can find all Straumann products listed by item number with the corresponding page numbers. Furthermore, you can find important advice and additional information on Straumann and Straumann products.

Information and Index

Index

52



Index by item number

Art.No.	Article	Page
026.0054	Needle Drill, short, Ø 1.6mm, L 33mm, stainless steel	39
026.0056	Needle Drill, long, Ø 1.6mm, L 41mm, stainless steel	39
026.0144	Milling cutter, Ø 2.2mm, guided, stainless steel	43
026.0147	Drill handle, Ø 2.2mm, 1mm/3mm stop, stainless steel	45
026.0148	Drill handle, Ø 2.8mm, 1mm/3mm stop, stainless steel	45
026.0149	Drill Handle, Ø 3.2mm, 1mm/3mm stop, stainless steel	45
026.0150	Drill handle, Ø 3.5mm, 1mm/3mm stop, stainless steel	45
026.0151	Drill Handle, Ø 3.7mm, 1mm/3mm stop, stainless steel	45
026.0152	Drill handle, Ø 4.2mm, 1mm/3mm stop, stainless steel	45
034.006	Stop key for guided implants, S/SP/TE/BL, stainless steel	44
034.010	Mucosa punch Ø 3.4mm, guided, L 30mm, stainless steel	43
034.011	Mucosa punch Ø 4.0mm, guided, L 30mm, stainless steel	43
034.012	Mucosa punch Ø 4.7mm, guided, L 30mm, stainless steel	43
034.053V4	T-sleeve, Ø 5mm, H 5mm, guided, stainless steel	44
034.055V4	T-sleeve, Ø 2.8mm, H 6mm, guided, stainless steel	44
034.215	Milling cutter, Ø 2.8mm, guided, L 32.5mm, stainless steel	43
034.282	Template Fixation Pin, Ø 1.3mm, Ti	45
034.283	T-Sleeve for Template Fixation Pin, Ti	44
034.284	Drill for Template Fixation Pin, Ø 1.3mm, stainless steel	45
034.285	Template Fixation Pin, Ø 5/2.8mm, guided, stainless steel	45
034.286	Template Fixation Pin, Ø 5/3.2mm, guided, stainless steel	45
034.287	Template Fixation Pin, Ø 5/3.5mm, guided, stainless steel	45
034.288	Template Fixation Pin, Ø 5/3.7mm, guided, stainless steel	45
034.289	Template Fixation Pin, Ø 5/4.2mm, guided, stainless steel	45
034.291	Drill handle, self-locking, Ø 2.2mm, 1mm/3mm stop, stainless steel, self-locking, Ø 2.2mm, 1mm/3mm stop, stainless steel	45
034.292	Drill handle, self-locking, Ø 2.8mm, 1mm/3mm stop, stainless steel, self-locking, Ø 2.8mm, 1mm/3mm stop, stainless steel	45
034.293	Drill handle, self-locking, Ø 3.2mm, 1mm/3mm stop, stainless steel	45
034.294	Drill handle, self-locking, Ø 3.5mm, 1mm/3mm stop, stainless steel, self-locking, Ø 3.5mm, 1mm/3mm stop, stainless steel	45
034.295	Drill handle, self-locking, Ø 3.7mm, 1mm/3mm stop, stainless steel	45
034.296	Drill handle, self-locking, Ø 4.2mm, 1mm/3mm stop, stainless steel, self-locking, Ø 4.2mm, 1mm/3mm stop, stainless steel	45
034.298	Template Fixation Pin, Ø 2.8/2.8mm, guided, stainless steel	45
034.299V4	T-Sleeve, self-locking, guided, Ø 5mm, H 5mm, PEEK	44
034.415	Milling cutter, Ø 3.5mm, guided, L 32.5mm, stainless steel	43
034.615	Milling cutter, Ø 4.2mm, guided, L 32.5mm, stainless steel	43
035.0006S	TLX S Implant, Ø 3.75mm NT, SLA® 6mm, Roxolid®	7
035.0008S	TLX S Implant, Ø 3.75mm NT, SLA® 8mm, Roxolid®	7
035.0010S	TLX S Implant, Ø 3.75mm NT, SLA® 10mm, Roxolid®	7
035.0012S	TLX S Implant, Ø 3.75mm NT, SLA® 12mm, Roxolid®	7
035.0014S	TLX S Implant, Ø 3.75mm NT, SLA® 14mm, Roxolid®	7
035.0016S	TLX S Implant, Ø 3.75mm NT, SLA® 16mm, Roxolid®	7
035.0018S	TLX S Implant, Ø 3.75mm NT, SLA® 18mm, Roxolid®	7
035.0106S	TLX S Implant, Ø 3.75mm RT, SLA® 6mm, Roxolid®	10
035.0108S	TLX S Implant, Ø 3.75mm RT, SLA® 8mm, Roxolid®	10
035.0110S	TLX S Implant, Ø 3.75mm RT, SLA® 10mm, Roxolid®	10
035.0112S	TLX S Implant, Ø 3.75mm RT, SLA® 12mm, Roxolid®	10
035.0114S	TLX S Implant, Ø 3.75mm RT, SLA® 14mm, Roxolid®	10
035.0116S	TLX S Implant, Ø 3.75mm RT, SLA® 16mm, Roxolid®	10
035.0118S	TLX S Implant, Ø 3.75mm RT, SLA® 18mm, Roxolid®	10
035.0406S	TLX S Implant, Ø 4.5mm NT, SLA® 6mm, Roxolid®	7
035.0408S	TLX S Implant, Ø 4.5mm NT, SLA® 8mm, Roxolid®	7
035.0410S	TLX S Implant, Ø 4.5mm NT, SLA® 10mm, Roxolid®	7
035.0412S	TLX S Implant, Ø 4.5mm NT, SLA® 12mm, Roxolid®	7
035.0414S	TLX S Implant, Ø 4.5mm NT, SLA® 14mm, Roxolid®	7
035.0416S	TLX S Implant, Ø 4.5mm NT, SLA® 16mm, Roxolid®	7
035.0418S	TLX S Implant, Ø 4.5mm NT, SLA® 18mm, Roxolid®	7
035.0506S	TLX S Implant, Ø 4.5mm RT, SLA® 6mm, Roxolid®	10
035.0508S	TLX S Implant, Ø 4.5mm RT, SLA® 8mm, Roxolid®	10
035.0510S	TLX S Implant, Ø 4.5mm RT, SLA® 10mm, Roxolid®	10
035.0512S	TLX S Implant, Ø 4.5mm RT, SLA® 12mm, Roxolid®	10
035.0514S	TLX S Implant, Ø 4.5mm RT, SLA® 14mm, Roxolid®	10
035.0516S	TLX S Implant, Ø 4.5mm RT, SLA® 16mm, Roxolid®	10
035.0518S	TLX S Implant, Ø 4.5mm RT, SLA® 18mm, Roxolid®	10
035.0706S	TLX S Implant, Ø 5.5mm WT, SLA® 6mm, Roxolid®	13
035.0708S	TLX S Implant, Ø 5.5mm WT, SLA® 8mm, Roxolid®	13
035.0710S	TLX S Implant, Ø 5.5mm WT, SLA® 10mm, Roxolid®	13
035.0712S	TLX S Implant, Ø 5.5mm WT, SLA® 12mm, Roxolid®	13



Index by item number

Art.No.	Article	Page
035.08065	TLX S Implant, Ø 6.5mm WT, SLA® 6mm, Roxolid®	13
035.08085	TLX S Implant, Ø 6.5mm WT, SLA® 8mm, Roxolid®	13
035.08105	TLX S Implant, Ø 6.5mm WT, SLA® 10mm, Roxolid®	13
035.08125	TLX S Implant, Ø 6.5mm WT, SLA® 12mm, Roxolid®	13
035.10065	TLX S Implant, Ø 3.75mm NT, SLActive® 6mm, Roxolid®	7
035.10085	TLX S Implant, Ø 3.75mm NT, SLActive® 8mm, Roxolid®	7
035.10105	TLX S Implant, Ø 3.75mm NT, SLActive® 10mm, Roxolid®	7
035.10125	TLX S Implant, Ø 3.75mm NT, SLActive® 12mm, Roxolid®	7
035.10145	TLX S Implant, Ø 3.75mm NT, SLActive® 14mm, Roxolid®	7
035.10165	TLX S Implant, Ø 3.75mm NT, SLActive® 16mm, Roxolid®	7
035.10185	TLX S Implant, Ø 3.75mm NT, SLActive® 18mm, Roxolid®	7
035.11065	TLX S Implant, Ø 3.75mm RT, SLActive® 6mm, Roxolid®	10
035.11085	TLX S Implant, Ø 3.75mm RT, SLActive® 8mm, Roxolid®	10
035.11105	TLX S Implant, Ø 3.75mm RT, SLActive® 10mm, Roxolid®	10
035.11125	TLX S Implant, Ø 3.75mm RT, SLActive® 12mm, Roxolid®	10
035.11145	TLX S Implant, Ø 3.75mm RT, SLActive® 14mm, Roxolid®	10
035.11165	TLX S Implant, Ø 3.75mm RT, SLActive® 16mm, Roxolid®	10
035.11185	TLX S Implant, Ø 3.75mm RT, SLActive® 18mm, Roxolid®	10
035.14065	TLX S Implant, Ø 4.5mm NT, SLActive® 6mm, Roxolid®	7
035.14085	TLX S Implant, Ø 4.5mm NT, SLActive® 8mm, Roxolid®	7
035.14105	TLX S Implant, Ø 4.5mm NT, SLActive® 10mm, Roxolid®	7
035.14125	TLX S Implant, Ø 4.5mm NT, SLActive® 12mm, Roxolid®	7
035.14145	TLX S Implant, Ø 4.5mm NT, SLActive® 14mm, Roxolid®	7
035.14165	TLX S Implant, Ø 4.5mm NT, SLActive® 16mm, Roxolid®	7
035.14185	TLX S Implant, Ø 4.5mm NT, SLActive® 18mm, Roxolid®	7
035.15065	TLX S Implant, Ø 4.5mm RT, SLActive® 6mm, Roxolid®	10
035.15085	TLX S Implant, Ø 4.5mm RT, SLActive® 8mm, Roxolid®	10
035.15105	TLX S Implant, Ø 4.5mm RT, SLActive® 10mm, Roxolid®	10
035.15125	TLX S Implant, Ø 4.5mm RT, SLActive® 12mm, Roxolid®	10
035.15145	TLX S Implant, Ø 4.5mm RT, SLActive® 14mm, Roxolid®	10
035.15165	TLX S Implant, Ø 4.5mm RT, SLActive® 16mm, Roxolid®	10
035.15185	TLX S Implant, Ø 4.5mm RT, SLActive® 18mm, Roxolid®	10
035.17065	TLX S Implant, Ø 5.5mm WT, SLActive® 6mm, Roxolid®	13
035.17085	TLX S Implant, Ø 5.5mm WT, SLActive® 8mm, Roxolid®	13
035.17105	TLX S Implant, Ø 5.5mm WT, SLActive® 10mm, Roxolid®	13
035.17125	TLX S Implant, Ø 5.5mm WT, SLActive® 12mm, Roxolid®	13
035.18065	TLX S Implant, Ø 6.5mm WT, SLActive® 6mm, Roxolid®	13
035.18085	TLX S Implant, Ø 6.5mm WT, SLActive® 8mm, Roxolid®	13
035.18105	TLX S Implant, Ø 6.5mm WT, SLActive® 10mm, Roxolid®	13
035.18125	TLX S Implant, Ø 6.5mm WT, SLActive® 12mm, Roxolid®	13
035.20065	TLX SP Implant, Ø 3.75mm NT, SLA® 6mm, Roxolid®	6
035.20085	TLX SP Implant, Ø 3.75mm NT, SLA® 8mm, Roxolid®	6
035.20105	TLX SP Implant, Ø 3.75mm NT, SLA® 10mm, Roxolid®	6
035.20125	TLX SP Implant, Ø 3.75mm NT, SLA® 12mm, Roxolid®	6
035.20145	TLX SP Implant, Ø 3.75mm NT, SLA® 14mm, Roxolid®	6
035.20165	TLX SP Implant, Ø 3.75mm NT, SLA® 16mm, Roxolid®	6
035.20185	TLX SP Implant, Ø 3.75mm NT, SLA® 18mm, Roxolid®	6
035.21065	TLX SP Implant, Ø 3.75mm RT, SLA® 6mm, Roxolid®	9
035.21085	TLX SP Implant, Ø 3.75mm RT, SLA® 8mm, Roxolid®	9
035.21105	TLX SP Implant, Ø 3.75mm RT, SLA® 10mm, Roxolid®	9
035.21125	TLX SP Implant, Ø 3.75mm RT, SLA® 12mm, Roxolid®	9
035.21145	TLX SP Implant, Ø 3.75mm RT, SLA® 14mm, Roxolid®	9
035.21165	TLX SP Implant, Ø 3.75mm RT, SLA® 16mm, Roxolid®	9
035.21185	TLX SP Implant, Ø 3.75mm RT, SLA® 18mm, Roxolid®	9
035.24065	TLX SP Implant, Ø 4.5mm NT, SLA® 6mm, Roxolid®	6
035.24085	TLX SP Implant, Ø 4.5mm NT, SLA® 8mm, Roxolid®	6
035.24105	TLX SP Implant, Ø 4.5mm NT, SLA® 10mm, Roxolid®	6
035.24125	TLX SP Implant, Ø 4.5mm NT, SLA® 12mm, Roxolid®	6
035.24145	TLX SP Implant, Ø 4.5mm NT, SLA® 14mm, Roxolid®	6
035.24165	TLX SP Implant, Ø 4.5mm NT, SLA® 16mm, Roxolid®	6
035.24185	TLX SP Implant, Ø 4.5mm NT, SLA® 18mm, Roxolid®	6
035.25065	TLX SP Implant, Ø 4.5mm RT, SLA® 6mm, Roxolid®	9
035.25085	TLX SP Implant, Ø 4.5mm RT, SLA® 8mm, Roxolid®	9
035.25105	TLX SP Implant, Ø 4.5mm RT, SLA® 10mm, Roxolid®	9
035.25125	TLX SP Implant, Ø 4.5mm RT, SLA® 12mm, Roxolid®	9
035.25145	TLX SP Implant, Ø 4.5mm RT, SLA® 14mm, Roxolid®	9



Index by item number

Art.No.	Article	Page
035.25165	TLX SP Implant, Ø 4.5mm RT, SLA® 16mm, Roxolid®	9
035.25185	TLX SP Implant, Ø 4.5mm RT, SLA® 18mm, Roxolid®	9
035.27065	TLX SP Implant, Ø 5.5mm WT, SLA® 6mm, Roxolid®	12
035.27085	TLX SP Implant, Ø 5.5mm WT, SLA® 8mm, Roxolid®	12
035.27105	TLX SP Implant, Ø 5.5mm WT, SLA® 10mm, Roxolid®	12
035.27125	TLX SP Implant, Ø 5.5mm WT, SLA® 12mm, Roxolid®	12
035.28065	TLX SP Implant, Ø 6.5mm WT, SLA® 6mm, Roxolid®	12
035.28085	TLX Sp Implant, Ø 6.5mm WT, SLA® 8mm, Roxolid®	12
035.28105	TLX Sp Implant, Ø 6.5mm WT, SLA® 10mm, Roxolid®	12
035.28125	TLX SP Implant, Ø 6.5mm WT, SLA® 12mm, Roxolid®	12
035.30065	TLX SP Implant, Ø 3.75mm NT, SLActive® 6mm, Roxolid®	6
035.30085	TLX SP Implant, Ø 3.75mm NT, SLActive® 8mm, Roxolid®	6
035.30105	TLX SP Implant, Ø 3.75mm NT, SLActive® 10mm, Roxolid®	6
035.30125	TLX SP Implant, Ø 3.75mm NT, SLActive® 12mm, Roxolid®	6
035.30145	TLX SP Implant, Ø 3.75mm NT, SLActive® 14mm, Roxolid®	6
035.30165	TLX SP Implant, Ø 3.75mm NT, SLActive® 16mm, Roxolid®	6
035.30185	TLX SP Implant, Ø 3.75mm NT, SLActive® 18mm, Roxolid®	6
035.31065	TLX SP Implant, Ø 3.75mm RT, SLActive® 6mm, Roxolid®	9
035.31085	TLX SP Implant, Ø 3.75mm RT, SLActive® 8mm, Roxolid®	9
035.31105	TLX SP Implant, Ø 3.75mm RT, SLActive® 10mm, Roxolid®	9
035.31125	TLX SP Implant, Ø 3.75mm RT, SLActive® 12mm, Roxolid®	9
035.31145	TLX SP Implant, Ø 3.75mm RT, SLActive® 14mm, Roxolid®	9
035.31165	TLX SP Implant, Ø 3.75mm RT, SLActive® 16mm, Roxolid®	9
035.31185	TLX SP Implant, Ø 3.75mm RT, SLActive® 18mm, Roxolid®	9
035.34065	TLX SP Implant, Ø 4.5mm NT, SLActive® 6mm, Roxolid®	6
035.34085	TLX SP Implant, Ø 4.5mm NT, SLActive® 8mm, Roxolid®	6
035.34105	TLX SP Implant, Ø 4.5mm NT, SLActive® 10mm, Roxolid®	6
035.34125	TLX SP Implant, Ø 4.5mm NT, SLActive® 12mm, Roxolid®	6
035.34145	TLX SP Implant, Ø 4.5mm NT, SLActive® 14mm, Roxolid®	6
035.34165	TLX SP Implant, Ø 4.5mm NT, SLActive® 16mm, Roxolid®	6
035.34185	TLX SP Implant, Ø 4.5mm NT, SLActive® 18mm, Roxolid®	6
035.35065	TLX SP Implant, Ø 4.5mm RT, SLActive® 6mm, Roxolid®	9
035.35085	TLX SP Implant, Ø 4.5mm RT, SLActive® 8mm, Roxolid®	9
035.35105	TLX SP Implant, Ø 4.5mm RT, SLActive® 10mm, Roxolid®	9
035.35125	TLX SP Implant, Ø 4.5mm RT, SLActive® 12mm, Roxolid®	9
035.35145	TLX SP Implant, Ø 4.5mm RT, SLActive® 14mm, Roxolid®	9
035.35165	TLX SP Implant, Ø 4.5mm RT, SLActive® 16mm, Roxolid®	9
035.35185	TLX SP Implant, Ø 4.5mm RT, SLActive® 18mm, Roxolid®	9
035.37065	TLX SP Implant, Ø 5.5mm WT, SLActive® 6mm, Roxolid®	12
035.37085	TLX SP Implant, Ø 5.5mm WT, SLActive® 8mm, Roxolid®	12
035.37105	TLX SP Implant, Ø 5.5mm WT, SLActive® 10mm, Roxolid®	12
035.37125	TLX SP Implant, Ø 5.5mm WT, SLActive® 12mm, Roxolid®	12
035.38065	TLX SP Implant, Ø 6.5mm WT, SLActive® 6mm, Roxolid®	12
035.38085	TLX SP Implant, Ø 6.5mm WT, SLActive® 8mm, Roxolid®	12
035.38105	TLX SP Implant, Ø 6.5mm WT, SLActive® 10mm, Roxolid®	12
035.38125	TLX SP Implant, Ø 6.5mm WT, SLActive® 12mm, Roxolid®	12
036.0000	NT Impression Post Open Tray, short, incl. guide screw, H 15mm, TAN	18
036.0001	NT Impression Post Open Tray, long, incl. guide screw, H 21mm, TAN	18
036.0002	NT Impression Post Closed Tray, with 1 guide screw & 2 caps, TAN/POM	18
036.0100	NT Implant Analog, L 12mm, TAN	18
036.0102	RT Implant Analog, L 12mm, TAN	24
036.0201S	NT Closure Cap, Ø 4mm, H 1.5mm, Ti	8
036.0201SV4	NT Closure Cap, Ø 4mm, H 1.5mm, Ti	8
036.0203S	NT Healing Cap, Ø 4mm, H 3mm, Ti	8
036.0204S	NT Healing Cap, Ø 4mm, H 4.5mm, Ti	8
036.1000	RT Impression Post Open Tray, short, incl. guide screw, H 15mm, TAN	24
036.1001	RT Impression Post Open Tray, long, incl. guide screw, H 21mm, TAN	24
036.1002	RT Impression Post Closed Tray, with 1 guide screw & 2 caps, TAN/POM	24
036.1100	WT Implant Analog, L 12mm, TAN	30
036.1102	NT Repositionable Implant Analog, stainless steel	18
036.1201S	RT Closure Cap, Ø 5.5mm, H 1.5mm, Ti	11
036.1201SV4	RT Closure Cap, Ø 5.5mm, H 1.5mm, Ti	11
036.1202S	RT Healing Cap, Ø 5.5mm, H 2mm, Ti	11
036.1203S	RT Healing Cap, Ø 5.5mm, H 3mm, Ti	11
036.1204S	RT Healing Cap, Ø 5.5mm, H 4.5mm, Ti	11
036.2000	WT Impression Post Open Tray, short, incl. guide screw, H 15mm, TAN	30



Index by item number

Art.No.	Article	Page
036.2001	WT Impression Post Open Tray, long, incl. guide screw, H 21mm, TAN	30
036.2002	WT Impression Post Closed Tray, with 1 guide screw & 2 caps, TAN/POM	30
036.2100	RT Repositionable Implant Analog, stainless steel	24
036.2102	WT Repositionable Implant Analog, stainless steel	30
036.2202S	WT Healing Cap, Ø 7.2mm, H 2mm, Ti	14
036.2203S	WT Healing Cap, Ø 7.2mm, H 3mm, Ti	14
036.2204S	WT Healing Cap, Ø 7.2mm, H 4.5mm, Ti	14
036.3110	NT/RT/WT Basal Screw, TAN	19, 20, 25, 26, 31, 32
036.3111	NT/RT/WT Basal Screw AS, TAN	20, 26, 32
036.3200S	NT/RT/WT Closure Cap, Ø 2.7mm, H 0mm, Ti	11, 14, 8
036.3200SV4	NT/RT/WT Closure Cap, Ø 2.7mm, H 0mm, Ti	11, 14, 8
036.3220	CARES® NT/RT/WT Mono Scanbody, Ø 3.8mm, H 10mm PEEK/TAN	18, 24, 30
036.3300	RT Profile Drill, short, for implants Ø 3.75/Ø4.8mm, stainless steel	39
036.3301	RT Profile Drill, long, for implants Ø 3.75/Ø4.8mm, stainless steel	39
036.3302	WT Profile Drill, short, for implants Ø 5.5/Ø6.5mm, stainless steel	39
036.3303	WT Profile Drill, long, for implants Ø 5.5/Ø6.5mm, stainless steel	39
036.3400	X-ray Reference Foil, for TLX Implants	38
037.0000	NT Temporary Abutment, crown, H 10.3mm, TAN	19
037.0001	NT Temporary Abutment, bridge, H 10.3mm, TAN	19
037.0100	NT Cementable Abutment, straight, crown/bridge, AH 5.7mm, TAN	19
037.0101	NT Cementable Abutment, angled 15°, AH 6mm, TAN	19
037.0110	NT Burn-out Coping, for Cementable Abutment, straight, crown, AH 6.2mm, POM	19
037.0111	NT Burn-out Coping, for Cementable Abutment, straight, bridge, AH 6.2mm, POM	19
037.0112	NT Burn-out Coping, for Cementable Abutment, angled 15°, crown/bridge, AH 6.5mm, POM	19
037.0201	NT Variobase® for Crown, incl. screw, Ø 4mm, AH 5.5mm, TAN	20
037.0203	NT Variobase® for Crown AS, incl. screw, Ø 4mm, AH 6.5mm, TAN	20
037.0204	NT Variobase® for Bridge/Bar Cylindrical, AH 3.5mm, incl. screw & CA3, TAN/POM	20
037.0205	NT Variobase® C, TAN	20
037.0211	NT Burn-out Coping, for Variobase® for Crown, AH 5.5mm, POM	20
037.0211V4	NT Burn-out Coping, for Variobase® for Crown, AH 5.5mm, POM	20
037.0212	NT Burn-out Coping, 25°, for Variobase® for Crown AS, POM	20
037.0213	NT Burn-out Coping, for Variobase® for Bridge/Bar Cylindrical, POM	20
037.0213V4	NT Burn-out Coping, for Variobase® for Bridge/Bar Cylindrical, POM	20
037.0300	NT Gold Abutment, crown, H 3mm, Ceramicor®/POM	20
037.0301	NT Gold Abutment, bridge, H 3mm, Ceramicor®/POM	20
037.0500	NT Novaloc® ADLC, straight, H 1mm, TAV	21
037.0501	NT Novaloc® ADLC, straight, H 2mm, TAV	21
037.0502	NT Novaloc® ADLC, straight, H 3mm, TAV	21
037.0503	NT Novaloc® ADLC, straight, H 4mm, TAV	21
037.0504	NT Novaloc® ADLC, straight, H 5mm, TAV	21
037.0505	NT Novaloc® ADLC, straight, H 6mm, TAV	21
037.0510	NT Novaloc® ADLC, angled 15°, H 2mm, TAV	21
037.0511	NT Novaloc® ADLC, angled 15°, H 3mm, TAV	21
037.0512	NT Novaloc® ADLC, angled 15°, H 4mm, TAV	21
037.0513	NT Novaloc® ADLC, angled 15°, H 5mm, TAV	21
037.0514	NT Novaloc® ADLC, angled 15°, H 6mm, TAV	21
037.0600	NT Pre-Milled Abutment Blank, for Medentika Holder, Ø 11.5mm, TAN	20
037.0601	NT Pre-Milled Abutment Blank, for Medentika Holder, Ø 15.8mm, TAN	20
037.0610	NT Pre-milled Abutment Blank, for CARES®, Ø 12mm, TAN	20
037.1000	RT Temporary Abutment, crown, H 10.3mm, TAN	25
037.1001	RT Temporary Abutment, bridge, H 10.3mm, TAN	25
037.1100	RT Cementable Abutment, straight, crown/bridge, AH 5.7mm, TAN	25
037.1101	RT Cementable Abutment, angled 15°, AH 6mm, TAN	25
037.1110	RT Burn-out Coping, for Cementable Abutment, straight, crown, AH 6.2mm, POM	25
037.1111	RT Burn-out Coping, for Cementable Abutment, straight, bridge, AH 6.2mm, POM	25
037.1112	RT Burn-out Coping, for Cementable Abutment, angled 15°, crown/bridge, AH 6.5mm, POM	25
037.1201	RT Variobase® for Crown, incl. screw, Ø 5mm, AH 6mm, TAN	26
037.1203	RT Variobase® for Crown AS, incl. screw, Ø 5mm, AH 7mm, TAN	26
037.1204	RT Variobase® for Bridge/Bar Cylindrical, AH 4mm, incl. screw & CA3, TAN/POM	26
037.1205	RT Variobase® C, TAN	26
037.1211	RT Burn-out Coping, for Variobase® for Crown, AH 6mm, POM	26
037.1211V4	RT Burn-out Coping, for Variobase® for Crown, AH 6mm, POM	26
037.1212	RT Burn-out Coping, 25°, for Variobase® for Crown AS, POM	26
037.1213	RT Burn-out Coping, for Variobase® for Bridge/Bar Cylindrical, POM	26
037.1213V4	RT Burn-out Coping, for Variobase® for Bridge/Bar Cylindrical, POM	26
037.1300	RT Gold Abutment, crown, H 3.6mm, Ceramicor®/POM	26



Index by item number

Art.No.	Article	Page
037.1301	RT Gold Abutment, bridge, H 3.6mm, Ceramicor®/POM	26
037.1500	RT Novaloc® ADLC, straight, H 1mm, TAV	27
037.1501	RT Novaloc® ADLC, straight, H 2mm, TAV	27
037.1502	RT Novaloc® ADLC, straight, H 3mm, TAV	27
037.1503	RT Novaloc® ADLC, straight, H 4mm, TAV	27
037.1504	RT Novaloc® ADLC, straight, H 5mm, TAV	27
037.1505	RT Novaloc® ADLC, straight, H 6mm, TAV	27
037.1510	RT Novaloc® ADLC, angled 15°, H 2mm, TAV	27
037.1511	RT Novaloc® ADLC, angled 15°, H 3mm, TAV	27
037.1512	RT Novaloc® ADLC, angled 15°, H 4mm, TAV	27
037.1513	RT Novaloc® ADLC, angled 15°, H 5mm, TAV	27
037.1514	RT Novaloc® ADLC, angled 15°, H 6mm, TAV	27
037.1600	RT Pre-Milled Abutment Blank, for Medentika Holder, Ø 11.5mm, TAN	26
037.1601	RT Pre-Milled Abutment Blank, for Medentika Holder, Ø 15.8mm, TAN	26
037.1610	RT Pre-milled Abutment Blank, for CARES®, Ø 12mm, TAN	26
037.2000	WT Temporary Abutment, crown, H 10.3mm, TAN	31
037.2001	WT Temporary Abutment, bridge, H 10.3mm, TAN	31
037.2100	WT Cementable Abutment, straight, crown/bridge, AH 6mm, TAN	31
037.2101	WT Cementable Abutment, angled 15°, AH 6mm, TAN	31
037.2110	WT Burn-out Coping, for Cementable Abutment, straight, crown, AH 6.5mm, POM	31
037.2111	WT Burn-out Coping, for Cementable Abutment, straight, bridge, AH 6.5mm, POM	31
037.2112	WT Burn-out Coping, for Cementable Abutment, angled 15°, crown/bridge, AH 6.5mm, POM	31
037.2201	WT Variobase® for Crown, incl. screw, Ø 7mm, AH 6.5mm, TAN	32
037.2203	WT Variobase® for Crown AS, incl. screw, Ø 7mm, AH 7.5mm, TAN	32
037.2204	WT Variobase® for Bridge/Bar Cylindrical, AH 4.5mm, incl. screw & CA3, TAN/POM	32
037.2205	WT Variobase® C, TAN	32
037.2211	WT Burn-out Coping, for Variobase® for Crown, AH 6.5mm, POM	32
037.2211V4	WT Burn-out Coping, for Variobase® for Crown, AH 6.5mm, POM	32
037.2212	WT Burn-out Coping, 25°, for Variobase® for Crown AS, POM	32
037.2213	WT Burn-out Coping, for Variobase® for Bridge/Bar Cylindrical, POM	32
037.2213V4	WT Burn-out Coping, for Variobase® for Bridge/Bar Cylindrical, POM	32
037.2300	WT Gold Abutment, crown, H 4mm, Ceramicor®/POM	32
037.2301	WT Gold Abutment, bridge, H 4mm, Ceramicor®/POM	32
037.2500	WT Novaloc® ADLC, straight, H 1mm, TAV	33
037.2501	WT Novaloc® ADLC, straight, H 2mm, TAV	33
037.2502	WT Novaloc® ADLC, straight, H 3mm, TAV	33
037.2503	WT Novaloc® ADLC, straight, H 4mm, TAV	33
037.2504	WT Novaloc® ADLC, straight, H 5mm, TAV	33
037.2505	WT Novaloc® ADLC, straight, H 6mm, TAV	33
037.2510	WT Novaloc® ADLC, angled 15°, H 2mm, TAV	33
037.2511	WT Novaloc® ADLC, angled 15°, H 3mm, TAV	33
037.2512	WT Novaloc® ADLC, angled 15°, H 4mm, TAV	33
037.2513	WT Novaloc® ADLC, angled 15°, H 5mm, TAV	33
037.2514	WT Novaloc® ADLC, angled 15°, H 6mm, TAV	33
037.2600	WT Pre-Milled Abutment Blank, for Medentika Holder, Ø 11.5mm, TAN	32
037.2601	WT Pre-Milled Abutment Blank, for Medentika Holder, Ø 15.8mm, TAN	32
037.2610	WT Pre-milled Abutment Blank, for CARES®, Ø 12mm, TAN	32
037.3000	TorcFit™ TLX Guided Implant Driver, for ratchet, for TLX S, L 30.7mm, stainless steel	44
037.3001	TorcFit™ TLX Guided Implant Driver, for handpiece, for TLX S, L 36mm, stainless steel	44
037.3002	TorcFit™ TLX Guided Implant Driver, for ratchet, for TLX SP, L 30.7mm, stainless steel	44
037.3003	TorcFit™ TLX Guided Implant Driver, for handpiece, for TLX SP, L 36mm, stainless steel	44
040.563	Drill Extender, L 23mm, stainless steel	42
041.761	Straumann® Modular Cassette, A Module	47, 48
041.762	A Module, Grommet Tray, 6 small	47, 49
041.763	A Module, Grommet Tray, 6 large	49
041.764	A Module, Grommet Tray, 3 small, 3 large	47, 48
041.765	A Module, Grommet Tray, 3 medium 3 large	49
041.766	A Module, Ratchet Tray	47, 48
041.768	A Module, Stop Key Tray	48
041.770	A Module, Tweezer Tray	47, 49
041.771	A Module, Depth Probe Tray	47, 48
041.772	Straumann® Modular Cassette, C Module, Guided Surgery	48
041.773	Straumann® Modular Cassette, C Module, Spare Tools	49
041.774	Ultrasonic Mat	49
041.775	Spare Label Plate	49
041.776	Straumann® Modular Cassette, B Module	47, 48



Index by item number

Art.No.	Article	Page
041.777	B Module, Fully Tapered Tray	47
041.780	B Module, Guided Fully Tapered Tray	48
046.049	Torque control device for ratchet, stainless steel	41, 46
046.064	Holding key, L 85mm, stainless steel	41
046.119	Ratchet, including service instrument, L 84mm, stainless steel	41, 46
046.400	SCS Screwdriver, for ratchet, x-short, L 15mm, stainless steel	42, 46
046.401	SCS Screwdriver, for ratchet, short, L 21mm, stainless steel	42, 46
046.402	SCS Screwdriver, for ratchet, long, L 27mm, stainless steel	42, 46
046.410	SCS Screwdriver for handpiece, x-short, L 20mm, stainless steel	42, 46
046.411	SCS Screwdriver for handpiece, short, L 26mm, stainless steel	42, 46
046.412	SCS Screwdriver for handpiece, long, L 32mm, stainless steel	42, 46
046.712V4	T-sleeve, Ø 2.2mm, H 6mm, guided, stainless steel	44
046.786	AS Screwdriver for ratchet, extra-short, L 15mm, stainless steel	42, 46
046.787	AS Screwdriver for ratchet, short, L 21mm, stainless steel	42, 46
046.788	AS Screwdriver for ratchet, long, L 27mm, stainless steel	42, 46
046.789	AS Screwdriver for handpiece, extra-short, L 20mm, stainless steel	42, 46
046.790	AS Screwdriver for handpiece, short, L 26mm, stainless steel	42, 46
046.791	AS Screwdriver for handpiece, long, L 32mm, stainless steel	42, 46
046.792	Screwdriver Handling Aid AS, stainless steel	42, 46
046.799	Alignment Pin, Ø 2.2mm, L 27mm, TAN	40
046.800	Depth Gauge, Ø 2.8mm, L 27mm, TAN	40
046.801	Depth Gauge, Ø 3.2mm, L 27mm, TAN	40
046.802	Depth Gauge, Ø 3.5mm, L 27mm, TAN	40
046.803	Depth Gauge, Ø 3.7mm, L 27mm, TAN	40
046.804	Depth Gauge, Ø 4.2mm, L 27mm, TAN	40
046.805	Depth Gauge, Ø 4.7mm, L 27mm, TAN	40
046.806	Depth Gauge, Ø 5.2mm, L 27mm, TAN	40
046.807	Depth Gauge, Ø 6.2mm, L 27mm, TAN	40
049.076V4	X-ray reference sphere, Ø 5.0mm, stainless steel	38
066.1100	BLX Torque Control Device, for Ratchet, surgical, stainless steel	41
066.1301	X Pilot VeloDrill, guided, Ø 2.2mm, short, stainless steel	39, 43
066.1302	X VeloDrill, guided, Ø 2.8mm, short, stainless steel	39, 43
066.1303	X VeloDrill, guided, Ø 3.2mm, short, stainless steel	39, 43
066.1304	X VeloDrill, guided, Ø 3.5mm, short, stainless steel	39, 43
066.1305	X VeloDrill, guided, Ø 3.7mm, short, stainless steel	39, 43
066.1306	X VeloDrill, guided, Ø 4.2mm, short, stainless steel	39, 43
066.1307	X VeloDrill, guided, Ø 4.7mm, short, stainless steel	39, 43
066.1308	X VeloDrill, guided, Ø 5.2mm, short, stainless steel	39, 43
066.1309	X VeloDrill, guided, Ø 6.2mm, short, stainless steel	39, 43
066.1501	X Pilot VeloDrill, guided, Ø 2.2mm, medium, stainless steel	43
066.1502	X VeloDrill, guided, Ø 2.8mm, medium, stainless steel	43
066.1503	X VeloDrill, guided, Ø 3.2mm, medium, stainless steel	43
066.1504	X VeloDrill, guided, Ø 3.5mm, medium, stainless steel	43
066.1505	X VeloDrill, guided, Ø 3.7mm, medium, stainless steel	43
066.1506	X VeloDrill, guided, Ø 4.2mm, medium, stainless steel	43
066.1701	X Pilot VeloDrill, guided, Ø 2.2mm, long, stainless steel	39, 44
066.1702	X VeloDrill, guided, Ø 2.8mm, long, stainless steel	39, 44
066.1703	X VeloDrill, guided, Ø 3.2mm, long, stainless steel	39, 44
066.1704	X VeloDrill, guided, Ø 3.5mm, long, stainless steel	39, 44
066.1705	X VeloDrill, guided, Ø 3.7mm, long, stainless steel	39, 44
066.1706	X VeloDrill, guided, Ø 4.2mm, long, stainless steel	39, 44
066.1707	X VeloDrill, guided, Ø 4.7mm, long, stainless steel	39, 44
066.2000	Implant Depth Gauge, for Ø 2.2/2.8mm, TAN	40
066.4000	Surgical Handle, for TorcFit™ Implant Driver, stainless steel	41
066.4101	BLX Implant Driver for handpiece, short, L 21mm, stainless steel	41
066.4102	BLX Implant Driver for handpiece, long, L 31mm, stainless steel	41
066.4107	TorcFit™ Implant Driver for handpiece, medium, L 26mm, stainless steel	41
066.4108	TorcFit™ Implant Driver for handpiece, extra long, L 36mm, stainless steel	41
066.4201	BLX Implant Driver for ratchet, short, L 21mm, stainless steel	41
066.4202	BLX Implant Driver for ratchet, long, L 31mm, stainless steel	41
066.4205	TorcFit™ Implant Driver for ratchet, short, screw-retained, stainless steel	41
066.4206	TorcFit™ Implant Driver for ratchet, long, screw-retained, stainless steel	41
066.4207	TorcFit™ Implant Driver for ratchet, medium, L 26mm, stainless steel	41
2010.101-NOV	Novaloc® Equipment Box with 3 Instruments	23, 29, 35
2010.601-NOV	Novaloc® Processing Package titanium, 2 pieces	22, 28, 34
2010.611-NOV	Novaloc® Processing Package PEEK, 2 pieces	22, 28, 34



Index by item number

Art.No.	Article	Page
2010.701-NOV	Novaloc® Matrix housing, titanium, (incl. Processing Insert), 4 pieces	22, 28, 34
2010.702-NOV	Novaloc® Matrix housing, PEEK, (incl. black Processing insert), 4 pieces	22, 28, 34
2010.703-NOV	Novaloc® Matrix Housing – Extended, (incl. Processing insert), 4 pieces	22, 28, 34
2010.710-NOV	Novaloc® Retention insert red, (extra-light), 4 pieces	22, 28, 34
2010.711-NOV	Novaloc® Retention insert white, (light), 4 pieces	22, 28, 34
2010.712-NOV	Novaloc® Retention insert yellow, (medium), 4 pieces	22, 28, 34
2010.713-NOV	Novaloc® Retention insert green, (strong), 4 pieces	22, 28, 34
2010.714-NOV	Novaloc® Retention insert blue, (extra-strong), 4 pieces	22, 28, 34
2010.715-NOV	Novaloc® Retention insert black, (ultra-strong), 4 pieces	22, 28, 34
2010.720-NOV	Novaloc® Model Analog – Angled 15°, red, 4 pieces	21, 27, 33
2010.721-NOV	Novaloc® Model Analog blue, 4 pieces	21, 27, 33
2010.722-NOV	Novaloc® Impression Coping, red, 4 pieces	21, 27, 33
2010.723-NOV	Novaloc® Block Out Spacer, white, 4 pieces	23, 29, 35
2010.724-NOV	Novaloc® Processing Collar, white, 10 pieces	23, 29, 35
2010.725-NOV	Novaloc® Processing Insert, white, 4 pieces	23, 29, 35
2010.731-NOV	Novaloc® Processing Insert Removal Instrument, (blue)	23, 29, 35
2010.741-NOV	Novaloc® Retention Insert Instrument, (brown)	23, 29, 35
2010.751-NOV	Novaloc® Matrix Housing Extraction Instrument, (grey)	23, 29, 35



International Headquarters

Institut Straumann AG

Peter Merian-Weg 12

CH-4002 Basel, Switzerland

Phone +41 (0)61 965 11 11

Fax +41 (0)61 965 11 01

www.straumann.com

© Institut Straumann AG, 2022. All rights reserved.

Straumann® and/or other trademarks and logos from Straumann® mentioned herein are the trademarks or registered trademarks of Straumann Holding AG and/or its affiliates. All rights reserved.

45.0.020/en/18/00 09/22